



**CATÁLOGO DE PRODUTOS**

**2023/2024**

[www.chipi.com.br](http://www.chipi.com.br)

# SOBRE NÓS

A **CHIFI IMPLEMENTOS RODIVIÁRIOS**, localizada no Norte do Paraná, na cidade de Mandaguari, está desde 2003 produzindo componentes automotivos que atendam as necessidades do mercado, focando sempre na melhoria dos processos produtivos e no aprimoramento da qualidade e durabilidade das peças, a empresa conta com a certificação ISO 9001 que garante sua padronização. Com uma fabricação própria de mais de 1500 itens por tecnologias de ponta, torna-se possível o controle de 100% da produção e da validação da matéria-prima e produto final, que satisfaçam todos os requisitos de Projeto e Desenvolvimento, reforçando a excelência do nosso trabalho. Além de oferecer uma estrutura exemplar para os mais de 120 colaboradores e, treinamentos periódicos para desenvolverem aspectos técnicos e sociais, a indústria possui políticas ambientais que priorizam e executam o descarte correto de resíduos. Nesses 20 anos de trajetória, a **CHIFI IMPLEMENTOS RODOVIÁRIOS** preza pela satisfação de seus clientes e pela qualidade e vida útil dos seus componentes.

## TEMOS MUITO ORGULHO DA NOSSA HISTÓRIA!

Somos certificados pela maior norma para Sistemas de Gestão!

O selo ISO 9001 incentiva a qualidade dos processos de uma organização, através da aplicação de importantes requisitos como: planejamento das atividades, definição de metas, implementação de planos de ação e relacionamento com clientes, fornecedores e colaboradores.

O aumento da produtividade e desempenho, redução de custos e tempo para realizar as atividades e um maior envolvimento com as partes interessadas no nosso negócio, são alguns dos pontos mais significativos para nós. Isso significa que a certificação garante a extrema qualidade dos produtos e uma maior satisfação dos clientes.

Confira o nosso certificado na aba "DOWNLOAD" no nosso site:

[www.chipi.com.br](http://www.chipi.com.br)





**SUSPENSOR 6**

GP 7/8X130 10

SP 3004 2F 8

SP 3004 3F 8

SP 3005 6

SP 3006 6

SP 3007 6

SP 3010 6

SP 3011 6

SP 3012 6

SP 3014 6

SP 3015 6

SP 3016 6

SP 3019 6

SP 3020 6

SP 3021 6

SP 3024 6

SP 3029 6

SP 3030 6

SP 3034 6

SP 3035 6

SP 3036 6

SP 3040 6

SP 3041 6

SP 3044 7

SP 3045 7

SP 3049 9

SP 3050 9

SP 3051 9

SP 3052 9

SP 3056 10

SP 3060 9

SP 3061 10

SP 3067 SUP 9

SP 3067 INF 9

SP 3068 SUP 9

SP 3068 INF 9

SP 3069 9

SP 3070 10

SP 3073 7

SP 3074 7

SP 3075 7

SP 3076 7

SP 3077 7

SP 3078 10

SP 3080 10

SP 3081 7

SP 3082 7

SP 3083 7

SP 3084 7

SP 3085C 10

SP 3085D 10

SP 3086 7

SP 3087 7

SP 3088 7

SP 3089 7

SP 3090 7

SP 3092 7

SP 3093 LE//LD 7

SP 3094 10

SP 3095 10

SP 3097 7

SP 3101 SUP 9

SP 3101 INF 9

SP 3105 8

SP 3105R 8

SP 3106 6

SP 3107 6

SP 3108 6

SP 3109 7

SP 3110 8

SP 3111 8

SP 3112 8

SP 3156 8

SP 3157 8

SP 3158 8

SP 3184LE 9

SP 3184LD 9

SP 3190 8

SP 3191 8

SP 3192 8

SP 3193 8

SP 3194 8

**MOLAS PNEUMÁTICAS 11**

SP 3053 14

SP 3054 14

SP 3071 14

SP 3072 14

SP 3201PR 11

SP 3202PR 11

SP 3202BA 11

SP 3203PR 11

SP 3203BA 11

SP 3204PR 11

SP 3204BA 11

SP 3205PR 12

SP 3205BA 12

SP 3206PR 12

SP 3206BA 12

SP 3207PR 12

SP 3208PR 12

SP 3209PR 13

SP 3210PR 13

SP 3210BA 13

SP 3211PR 13

SP 3212PR 13

SP 3212BA 13

**RANDON 15**

GR 0414 30

GR 0414C 30

RN 0100 15

RN 0100FD 15

RN 0101 15

RN 0102 16

RN 0103 16

RN 0103A 16

RN 0104 15

RN 0104FD 15

RN 0106 16

RN 0107 24

RN 0107A 24

RN 0108 24

RN 0108A 24

RN 0108R 24

RN 0109 29

RN 0110 27

RN 0111 27

RN 0112 26

RN 0113 32

RN 0114 27

RN 0115 27

RN 0116 27

RN 0117 28

RN 0118 27

RN 0119 27

RN 0120 31

RN 0120C 31

RN 0121 31

RN 0121C 31

RN 0122 31

RN 0122C 31

RN 0123 31

RN 0123C 31

RN 0125 30

RN 0125C 30

RN 0126 31

RN 0126C 31

RN 0127 17

RN 0128 15

RN 0129 15

RN 0130 23

RN 0132 22

RN 0134 22

RN 0135 21

RN 0136 21

RN 0138 32

RN 0138A 32

RN 0140 29

RN 0141 26

RN 0144 22

RN 0147 22

RN 0149 22

RN 0150 22

RN 0151 26

RN 0152 26

RN 0153 26

RN 0154 28

RN 0155 29

RN 0156 34

RN 0157 35

RN 0157M 35

RN 0158 25

RN 0158A 25

RN 0158B 25

RN 0158R 25

RN 0159 26

RN 0159A 26

RN 0159R 26

RN 0161 29

RN 0161A 29

RN 0162 32

RN 0162A 32

RN 0162B 32

RN 0163 33

RN 0163A 33

RN 0163B 33

RN 0163C 33

RN 0164 31

RN 0164C 31

RN 0165 30

RN 0165C 30

RN 0166 31

RN 0166C 31

RN 0167 32

RN 0168 31

RN 0168C 31

RN 0169 22

RN 0171 22

RN 0171/60 23

RN 0172 23

RN 0173 22

RN 0174 25

RN 0175 25

RN 0175A 25

RN 0175R 25

RN 0176 16

RN 0180 28

RN 0183 33

RN 0185 30

RN 0185C 30

RN 0185R 30

RN 0192 26

RN 0193 26

RN 0194 30

RN 0194C 30

RN 0194B 30

RN 0194R 30

RN 0195 32

RN 0195B 32

RN 0196 27

RN 01991 32

RN 01992 32

RN 01993 22

RN 01994 35

RN 01995 35

RN 01996 35

RN 01997 35

RN 01998 35

RN 01999 35

RN 019910 35

RN 019911 35

RN 019912 22

RN 019915 23

RN 019916 23

RN 019917 23

RN 019919 28

RN 019920 34

RN 019921 25

RN 019922 18

RN 019922ME 28

RN 019922MI 28

RN 019924 29

RN 019924A 29

RN 019926 35

RN 019927 16

RN 019927A 16

RN 019930 25

RN 019931 34

RN 019932 34

RN 019950 16

RN 019950A 16

RN 019951 34

RN 019952 34

RN 019953 34

RN 019954 34

RN 019955 34

RN 019956 34

RN 019957 34

RN 019958 34

RN 019959 25

RN 019960 25

RN 019961 25

RN 019962 24

RN 019963 24

RN 019964 24

RN 019965 25

RN 019966 24

RN 019967 34

RN 019968 34

RN 019969 34

RN 019970 34

RN 019971 33

RN 019972 33

RN 019973 33

RN 019974 17

RN 019974/24 17

RN 019975 24

RN 019976 17

RN 019977 17

RN 019978 17

RN 019979 17

RN 019979A 17

RN 019980 19

RN 019985 19

RN 019991 18

RN 019992 18

RN 019993 19

RO 0208 32

RO 0211 30

RO 0211C 30

RO 0226 21

RO 0227 21

SP 3252LE 19

SP 3252LD 19

SP 3252ALE 19

SP 3252BLD 19

SP 3253LE 19

SP 3253LD 19

SP 3253ALE 19

SP 3253BLD 19

SP 3254LE 20

SP 3254LD 20

SP 3255LE 20

SP 3255LD 20

SP 3256 21

SP 3257 29

SP 3257A 29

SP 3258 28

SP 3259 28

SP 3265LE 20

SP 3265LD 20

SP 3273LE 21

SP 3273LD 21

SP 3286 21

SP 3292LE 20

SP 3292LD 20

SP 3293 20

SP 3294 20

SP 3295LE 20

SP 3295LD 20

SP 3296 20

SU 1017 18

SU 1017A 18

SU 1017B 19

SU 1018 18

SU 1018/1 18

SU 1019 18

SU 1020 23

SU 1020/FORCE 23

SU 1022 24

SU 1022A 24

SU 1023 24

SU 1023A 24

SU 1025 33

SU 1026 33

SU 1060 33

SU 1060A 33

SU 1063 15

SU 1130 33

SU 1157LE 21

SU 1157LD 21

TE 1301 32

TE 1303 32

TE 1315 29

TE 1315A 29

**SUSPENSYS 42**

DV 1780 47

DV 1780A 47

DV 1804 47

SU 1001LE 43

SU 1001LD 43

SU 1002LE 43

SU 1002LD 43

SU 1003 43

SU 1004LE 43

SU 1004LD 43

SU 1005 43

SU 1005M 47

SU 1006LE 43

SU 1006LD 43

SU 1007 42

SU 1007/60 42

SU 1008 42

SU 1008REF 42

SU 1009 45

SU 1010 45

SU 1011 47

SU 1011C 47

SU 1012 46

SU 1012A 46

SU 1013 46

SU 1013A 46

SU 1014 48

SU 1015 48

SU 1016 42

SU 1020 46

SU 1025 48

SU 1025/BUCHA 48

SU 1026 48

SU 1026/BUCHA 48

SU 1027LD 43

SU 1027KIT 43

SU 1028LE 43

SU 1028KIT 43

SU 1029 44

SU 1029KIT 44

SU 1030LD 44

SU 1030KIT 44

SU 1031LE 44

SU 1031KIT 44

SU 1034 46

SU 1035 46

SU 1041 42

SU 1041A 42

SU 1064 47

SU 1064C 47

SU 1072 45

SU 1073 45

SU 1086 44

SU 1086M 47

SU 1086KIT 44

SU 1090 47

SU 1090C 47

SU 1090G 47

SU 1090R 47

SU 1092LD 44

SU 1092KIT 44

SU 1093LE 44

SU 1093KIT 44

SU 1094LD 45

SU 1094KIT 45

SU 1095LE 45

SU 1095KIT 45

SU 1099 46

SU 1101 46

SU 1104 45

SU 1105 45



\*AS MARCAS E CÓDIGOS CITADOS SÃO UTILIZADOS MERAMENTE COMO REFERÊNCIAS. OS VALORES DOS PESOS SÃO APROXIMADOS.

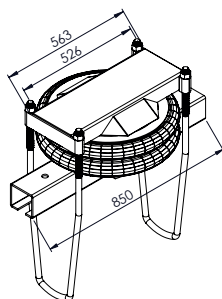
SU 1115	48	FA 0703A	52	GR 0418	73	SU 1061	79	NO 0382	88
SU 1115B	48	FA 0704	53	GR 0419	76	SU 1130	79	SU 1130	89
SU 1116	48	FA 0705	58	GR 0420	69	TE 1304	77		
SU 1116B	48	FA 0706LD	55	GR 0421	69				
SU 1118	46	FA 0706LE	55	GR 0422	69	<b>NOMA</b>	<b>81</b>	<b>RODOVIÁRIA</b>	<b>91</b>
SU 1127	42	FA 0707	57	GR 0423	69	NO 0300	81	RN 0148	92
SU 1127A	42	FA 0708	52	GR 0424	75	NO 0301	81	RN 0155	95
SU 1128	48	FA 0708A	52	GR 0425	75	NO 0302	81	RO 0200	91
SU 1128C	48	FA 0709LE	56	GR 0426	75	NO 0303	87	RO 0200/3	91
FU 1110LE	42	FA 0709ALE	56	GR 0427	73	NO 0305	86	RO 0201	91
FU 1110LD	42	FA 0709LD	56	GR 0428	76	NO 0305C	86	RO 0202	91
FU 1111LE	42	FA 0709ALD	56	GR 0429	76	NO 0306	86	RO 0204	91
FU 1111LD	42	FA 0710	56	GR 0430	76	NO 0306C	86	RO 0205	94
FU 1112LE	42	FA 0711LE	56	GR 0431	69	NO 0309	87	RO 0206	94
FU 1112LD	42	FA 0711LD	56	GR 0433	69	NO 0310	85	RO 0208	97
		FA 0712	57	GR 0434LD	70	NO 0310A	86	RO 0209	95
		FA 0713	58	GR 0434LE	70	NO 0311	86	RO 0210	95
		FA 0713C	58	GR 0435	69	NO 0311A	86	RO 0211	96
		FA 0714	53	GR 0437	72	NO 0312	82	RO 0211C	96
		FA 0715	53	GR 0438	72	NO 0313	82	RO 0212	96
		FA 0716LE	52	GR 0439	72	NO 0314	82	RO 0212C	96
		FA 0716LD	52	GR 0440	72	NO 0315	82	RO 0213	96
		FA 0717LE	52	GR 0441	70	NO 0316	82	RO 0213C	96
		FA 0717LD	52	GR 0442	70	NO 0317	84	RO 0215	95
		SP 3270LE	55	GR 0443	70	NO 0318	85	RO 0217	92
		SP 3270LD	55	GR 0446	72	NO 0319	85	RO 0218	91
		SP 3280	59	GR 0447	72	NO 0320	81	RO 0219	92
				GR 0449	68	NO 0321	81	RO 0220	96
				GR 0450	72	NO 0322LE	82	RO 0221	97
				GR 0451	74	NO 0322LD	82	RO 0221A	97
				GR 0452	77	NO 0323	82	RO 0221B	97
				GR 0453	74	NO 0324	82	RO 0222	95
				GR 0454	74	NO 0325	82	RO 0222A	95
				GR 0455	74	NO 0326	85	RO 0223	91
				GR 0456	74	NO 0327	85	RO 0224	91
				GR 0457	73	NO 0328	85	RO 0225	92
				GR 0457R	73	NO 0330	83	RO 0226	92
				GR 0458	73	NO 0331	87	RO 0227	92
				GR 0459	72	NO 0332	87	RO 0228	92
				GR 0461	68	NO 0335	81	RO 0229	92
				GR 0464	72	NO 0336	84	RO 0231	94
				GR 0465	76	NO 0337	81	RO 0232	95
				GR 0466	75	NO 0339	87	RO 0233	94
				GR 0467	77	NO 0340	83	RO 0234	92
				GR 0467C	77	NO 0341LE	83	RO 0235	95
				GR 0469	78	NO 0341LD	83	RO 0236	96
				GR 0470	78	NO 0342	83	RO 0236C	96
				GR 0471	78	NO 0344	86	RO 0237	96
				GR 0473LD	77	NO 0344C	86	RO 0237C	96
				GR 0473LE	77	NO 0345	84	RO 0238	94
				GR 0474	78	NO 0345R	84	RO 0239	94
				GR 0475	78	NO 0346	83	RO 0240	93
				GR 0476	70	NO 0347	87	RO 0241	93
				GR 0477	70	NO 0348	87	RO 0242	97
				GR 0478	70	NO 0349	87	RO 0244	97
				GR 0479	78	NO 0350	88	RO 0245	95
				GR 0480	78	NO 0351	88	RO 0246	91
				GR 0481	74	NO 0353	88	RO 0248	97
				GR 0482	74	NO 0354	88	RO 0249	94
				GR 0483	72	NO 0355	88	RO 0250	94
				GR 0484	72	NO 0356	88	RO 0261	97
				GR 0485LE	72	NO 0357	87	RO 0262	97
				GR 0485LD	72	NO 0358	88	RO 0263	97
				GR 0486LE	72	NO 0359LE	83	RO 0264	97
				GR 0486LD	72	NO 0359LD	83	RO 0265	97
				GR 0489	74	NO 0360	84	RO 0266	97
				GR 0490	73	NO 0360R	84	RO 0267	97
				GR 0491	75	NO 0361	86	RO 0268	97
				GR 0492	78	NO 0361C	86	RO 0269	93
				GR 0496	69	NO 0362	86	RO 0270	93
				GR 0497	73	NO 0362C	86	RO 0271	93
				RN 0155	76	NO 0362P	86	RO 0272	93
				SU 1047	70	NO 0363	81	RO 0273	93
				SU 1048	71	NO 0364	83	RO 0274	93
				SU 1049	71	NO 0365	84	RO 0275	93
				SU 1051	73	NO 0366	83	RO 0276	93
				SU 1053	71	NO 0367	82	RO 0277	93
				SU 1054	71	NO 0368	85	RO 0278	96
				SU 1055	71	NO 0369	85	RO 0278C	96
				SU 1056LE	71	NO 0372	88	TE 1302	96
				SU 1056LD	71	NO 0373	88		
				SU 1057LE	71	NO 0374	84		
				SU 1057LD	71	NO 0375	82		
				SU 1058LE	71	NO 0376LE	88	<b>KLL</b>	<b>98</b>
				SU 1058LD	71	NO 0376LD	88	KL 1100LE	98
				SU 1059	69	NO 0381	89	KL 1100LD	98
								KL 1101	98
<b>FACCHINI</b>	<b>51</b>	<b>LIBRELATO</b>	<b>63</b>						
CR 2111	57	EX 5031G	65						
CR 2112	57	LB 1002	63						
CR 2113	58	LB 1003	63						
CR 2113P	58	LB 1004LE	63						
DV 1410	56	LB 1004LD	63						
DV 1411C	57	LB 1005	63						
DV 1411F	57	LB 1006	65						
DV 1412C	57	LB 1006B	65						
FA 0640	51	LB 1007	65						
FA 0640/60	51	LB 1007B	65						
FA 0643	57	LB 1008	64						
FA 0643C	57	LB 1009	63						
FA 0644	51	LB 1010	64						
FA 0645	51	LB 1011	63						
FA 0646	58	LB 1012	63						
FA 0648	53	LB 1013	65						
FA 0649	53	LB 1014LE	64						
FA 0650	58	LB 1014LD	64						
FA 0650C	58	LB 1015	64						
FA 0651	58	LB 1016	64						
FA 0651C	58	LB 1017	64						
FA 0652	51	LB 1018	64						
FA 0656	51	RN 0103	63						
FA 0656/50	51	RN 0103A	63						
FA 0657	51	RN 0161	65						
FA 0657A	51	RN 0161A	65						
FA 0658	58	RN 0185	65						
FA 0658C	58	RN 0185C	65						
FA 0663	54	SU 1019	64						
FA 0664	53	SU 1020	65						
FA 0665	54								
FA 0666	54								
FA 0667	54								
FA 0668	54								
FA 0669	55								
FA 0670	54								
FA 0671	54								
FA 0672	54								
FA 0673	55								
FA 0674	56								
FA 0675	56								
FA 0676	58								
FA 0677	59								
FA 0678	59								
FA 0679	59								
FA 0679A	59								
FA 0680	56								
FA 0681	55								
FA 0683	55								
FA 0684	55								
FA 0687	51								
FA 0688	57								
FA 0688C	57								
FA 0689	55								
FA 0690	60								
FA 0691LE	60								
FA 0692LD	60								
FA 0693	59								
FA 0694	59								
FA 0695LE	52								
FA 0695LD	52								
FA 0696LE	52								
FA 0696LD	52								
FA 0697	59								
FA 0700	52								
FA 0701	53								
FA 0702	53								
FA 0703	51								





# SUSPENSORES

ISO 9001



57,07Kg  
23,20Kg  
18,00Kg  
3,95Kg

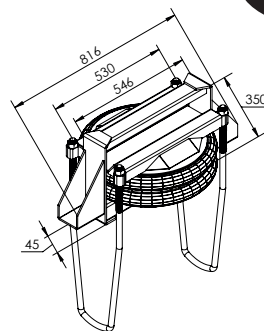
(COMPLETO)

**SP 3005** SUSPENSOR RETO DO TRUCK CHASSI ATÉ 880mm

**SP 3006** BASE RETA SUSPENSOR DO TRUCK 850mm

**SP 3007** TAMPA SUSPENSOR DO TRUCK 563mm

**SP 3054** BOLSA PEQUENA DE ENCAIXE 6.13



60,78Kg  
28,37Kg  
17,10Kg  
3,95Kg

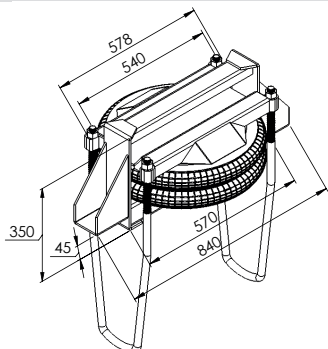
(COMPLETO)

**SP 3010** SUSPENSOR DO TRUCK E CAVALO MECÂNICO 816mm

**SP 3011** BASE SUSPENSOR DO TRUCK C/ LIMITADOR 816mm

**SP 3012** TAMPA SUSPENSOR DO TRUCK 566mm

**SP 3054** BOLSA PEQUENA DE ENCAIXE 6.13



65,23Kg  
30,07Kg  
18,45Kg  
4,60Kg

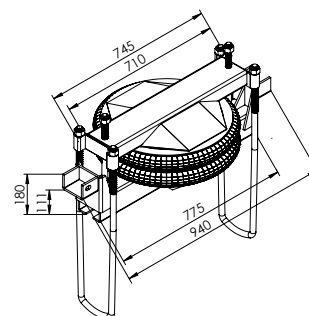
(COMPLETO)

**SP 3106** SUSPENSOR DO TRUCK E CAVALO MECÂNICO 840mm

**SP 3107** BASE SUSPENSOR DO TRUCK C/ LIMITADOR 840mm

**SP 3108** TAMPA SUSPENSOR DO TRUCK 566mm

**SP 3053** BOLSA GRANDE DE ENCAIXE 7.14



72,11Kg  
29,53Kg  
22,99Kg  
4,60Kg

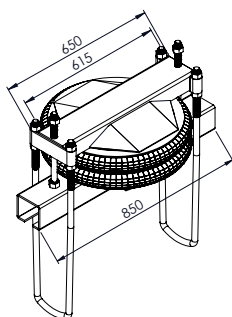
(COMPLETO)

**SP 3014** SUSPENSOR REBAIXADO DA CARRETA CHASSI ATÉ 980mm

**SP 3015** BASE REBAIXADA SUSPENSOR DA CARRETA 940mm

**SP 3016** TAMPA SUSPENSOR DA CARRETA 750mm

**SP 3053** BOLSA GRANDE DE ENCAIXE 7.14



63,69Kg  
25,15Kg  
20,31Kg  
4,60Kg

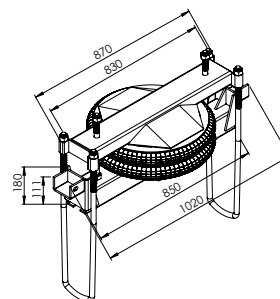
(COMPLETO)

**SP 3019** SUSPENSOR RETO DO TRUCK CHASSI ATÉ 880mm

**SP 3020** BASE RETA SUSPENSOR DO TRUCK 850mm

**SP 3021** TAMPA SUSPENSOR DO TRUCK 640mm

**SP 3053** BOLSA GRANDE DE ENCAIXE 7.14



76,57Kg  
31,07Kg  
26,18Kg  
4,60Kg

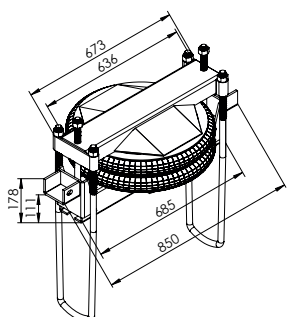
(COMPLETO)

**SP 3024** SUSPENSOR REBAIXADO DA CARRETA CHASSI ATÉ 1040mm

**SP 3040** BASE REBAIXADA SUSPENSOR DA CARRETA 1020mm

**SP 3041** TAMPA SUSPENSOR DA CARRETA 850mm

**SP 3053** BOLSA GRANDE DE ENCAIXE 7.14



67,92Kg  
27,66Kg  
21,60Kg  
4,60Kg

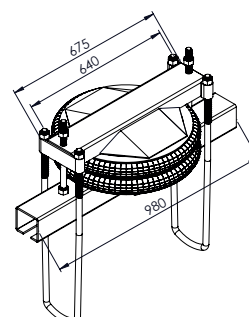
(COMPLETO)

**SP 3029** SUSPENSOR REBAIXADO DO TRUCK CHASSI ATÉ 880mm

**SP 3030** BASE REBAIXADA SUSPENSOR DO TRUCK 850mm

**SP 3036** TAMPA SUSPENSOR DO TRUCK 636mm

**SP 3053** BOLSA GRANDE DE ENCAIXE 7.14



66,94Kg  
26,90Kg  
21,60Kg  
4,60Kg

(COMPLETO)

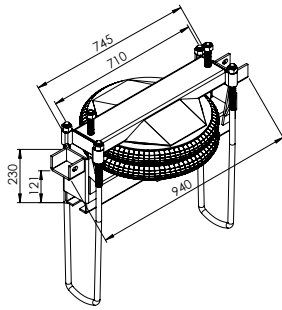
**SP 3034** SUSPENSOR RETO DA CARRETA CHASSI ATÉ 980mm

**SP 3035** BASE RETA SUSPENSOR DA CARRETA 980mm

**SP 3036** TAMPA SUSPENSOR DA CARRETA 636mm

**SP 3053** BOLSA GRANDE DE ENCAIXE 7.14

\*AS MARCAS E CÓDIGOS CITADOS SÃO UTILIZADOS MERAMENTE COMO REFERÊNCIAS. OS VALORES DOS PESOS SÃO APROXIMADOS.



71,80Kg  
31,50Kg  
23,45Kg  
4,60Kg

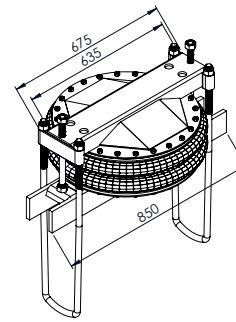
(COMPLETO)

**SP 3044** SUSPENSOR REBAIXADO DA CARRETA 940mm

**SP 3045** BASE REBAIXADA SUSPENSOR DA CARRETA 940mm

**SP 3016** TAMPA SUSPENSOR DA CARRETA 750mm

**SP 3053** BOLSA GRANDE DE ENCAIXE 7.14



78,68Kg  
33,08Kg  
22,26Kg  
4,20Kg

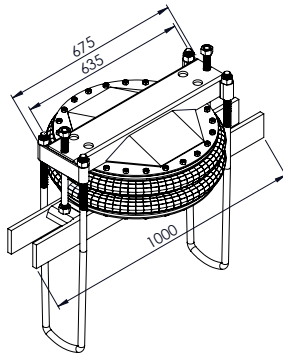
(COMPLETO)

**SP 3073** SUSPENSOR RETO TRUCK DE PARAFUSO 850mm

**SP 3081** BASE RETA SUSPENSOR TRUCK DE PARAFUSO 850mm

**SP 3082** TAMPA SUSPENSOR TRUCK DE PARAFUSO 675mm

**SP 3071** BOLSA GRANDE DO SUSPENSOR DE PARAFUSO



82,03Kg  
35,78Kg  
22,26Kg  
4,20Kg

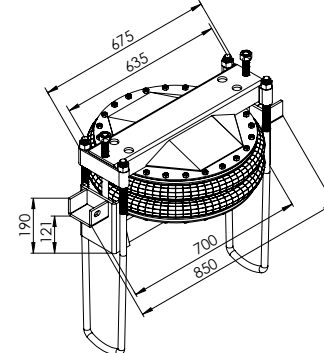
(COMPLETO)

**SP 3074** SUSPENSOR RETO CARRETA DE PARAFUSO 1000mm

**SP 3097** BASE RETA SUSPENSOR CARRETA DE PARAFUSO 1000mm

**SP 3082** TAMPA SUSPENSOR CARRETA DE PARAFUSO 675mm

**SP 3071** BOLSA GRANDE DO SUSPENSOR DE PARAFUSO



83,10Kg  
37,45Kg  
22,26Kg  
4,20Kg

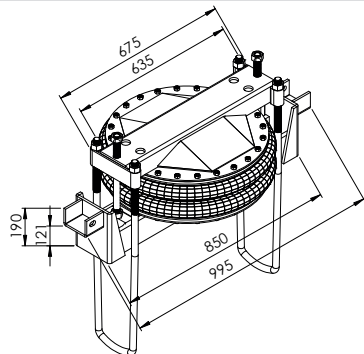
(COMPLETO)

**SP 3075** SUSPENSOR TRUCK REBAIXADO DE PARAFUSO 850mm

**SP 3109** BASE REBAIXADA SUSP. TRUCK DE PARAFUSO 850mm

**SP 3082** TAMPA SUSPENSOR TRUCK DE PARAFUSO 675mm

**SP 3071** BOLSA GRANDE DO SUSPENSOR DE PARAFUSO



85,41Kg  
39,86Kg  
22,26Kg  
4,20Kg

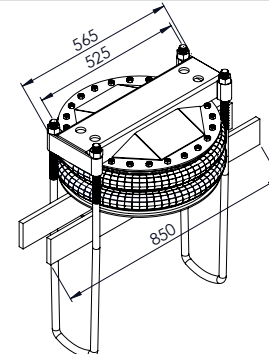
(COMPLETO)

**SP 3076** SUSPENSOR REBAIXADO CARRETA DE PARAFUSO 995mm

**SP 3086** BASE REBAIXADA SUSP. CARRETA DE PARAFUSO 995mm

**SP 3082** TAMPA SUSPENSOR CARRETA DE PARAFUSO 675mm

**SP 3071** BOLSA GRANDE DO SUSPENSOR DE PARAFUSO



67,78Kg  
29,63Kg  
17,75Kg  
3,50Kg

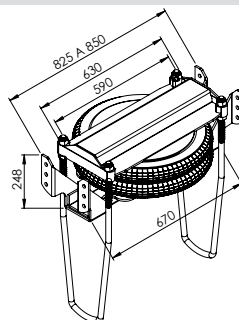
(COMPLETO)

**SP 3077** SUSPENSOR RETO TRUCK DE PARAFUSO 850mm

**SP 3083** BASE RETA SUSPENSOR TRUCK DE PARAFUSO 850mm

**SP 3084** TAMPA SUSPENSOR TRUCK DE PARAFUSO 565mm

**SP 3072** BOLSA PEQUENA DO SUSPENSOR DE PARAFUSO



67,56Kg  
24,04Kg  
20,80Kg  
4,60Kg  
3,34Kg

(COMPLETO)

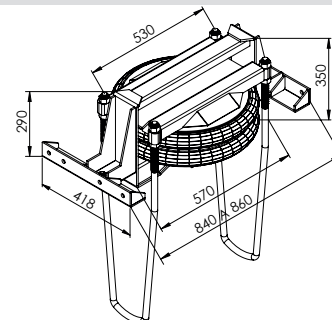
**SP 3087** SUSPENSOR FORD E VW SUSPENSYS 7.14

**SP 3089** BASE FORD E VW SUSPENSYS 825 A 850mm

**SP 3088** TAMPA FORD E VW SUSPENSYS 630mm

**SP 3053** BOLSA GRANDE DE ENCAIXE 7.14

**SP 3004 3F** SUPORTE DE FIXAÇÃO SUSPENSOR 3 FUROS



70,02Kg  
29,87Kg  
17,29 Kg  
3,56Kg  
3,27Kg

(COMPLETO)

**SP 3090** SUSPENSOR QUARTO EIXO

**SP 3092** BASE DO SUSPENSOR 840 A 860mm

**SP 3012** TAMPA DO SUSPENSOR 530mm

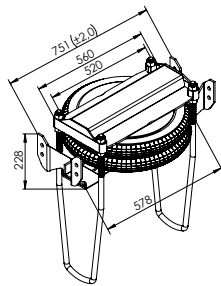
**SP 3054** BOLSA PEQUENA DE ENCAIXE 6.13

**SP 3093LE/LD** SUPORTE DE FIXAÇÃO



# SUSPENSORES

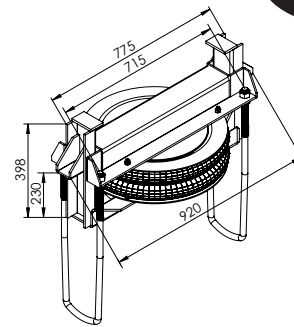
ISO 9001



62,98Kg  
18,96Kg  
21,57Kg  
4,60Kg

(COMPLETO)

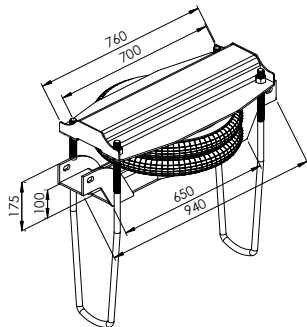
- SP 3110** SUSPENSOR SCANIA SUSPENSYS 7.14
- SP 3111** BASE SCANIA SUSPENSYS 751mm
- SP 3112** TAMPA SCANIA SUSPENSYS 560mm
- SP 3053** BOLSA GRANDE DE ENCAIXE 7.14
- SP 3004 2F** SUPORTE DE FIXAÇÃO SUSPENSOR 2 FUROS



87,78Kg  
92,51Kg  
42,36Kg  
4,60Kg

(COMPLETO)

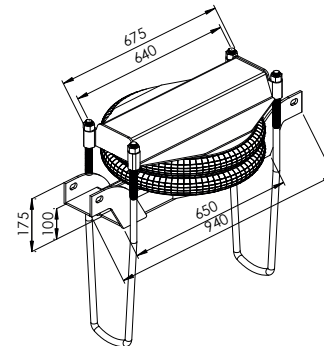
- SP 3156** SUSPENSOR PARA CARRETAS 2012 7.14
- SP 3157** BASE DO SUSPENSOR 2012 920mm
- SP 3158** TAMPA DO SUSPENSOR 2012 775mm
- SP 3053** BOLSA GRANDE DE ENCAIXE 7.14



66,43Kg  
24,51Kg  
25,65Kg  
4,60Kg

(COMPLETO)

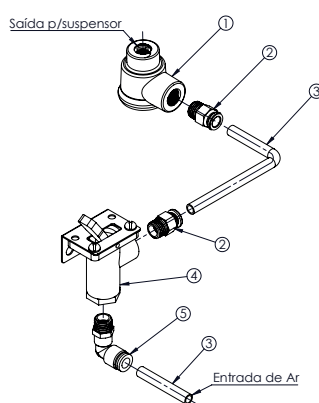
- SP 3193** SUSPENSOR REBAIXADO SR PARA CHASSI 980mm
- SP 3191** BASE DO SUSPENSOR SR LINHA FORCE 940mm
- SP 3194** TAMPA DO SUSPENSOR SR LINHA FORCE 760mm
- SP 3053** BOLSA GRANDE DE ENCAIXE 7.14



59,71Kg  
24,51Kg  
18,92Kg  
4,60Kg

(COMPLETO)

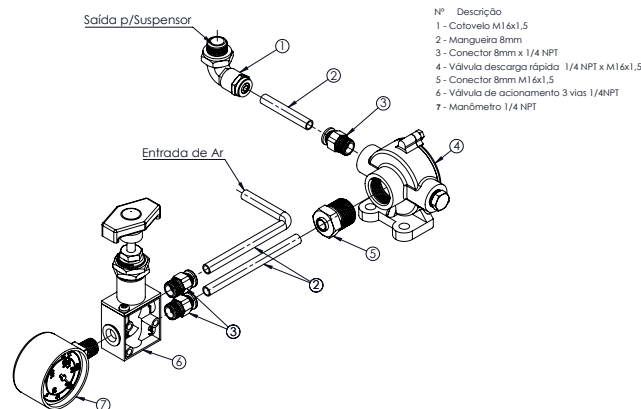
- SP 3190** SUSPENSOR REBAIXADO SR PARA CHASSI 980mm
- SP 3191** BASE DO SUSPENSOR SR LINHA FORCE 940mm
- SP 3192** TAMPA DO SUSPENSOR SR LINHA FORCE 675mm
- SP 3053** BOLSA GRANDE DE ENCAIXE 7.14



- Nº Descrição
- 1 - Válvula descarga rápida
  - 2 - Conector 8mm M16x1.5
  - 3 - Mangueira 8mm
  - 4 - Válvula de acionamento
  - 5 - Cotovelo 8mm M16x1.5

0,72Kg

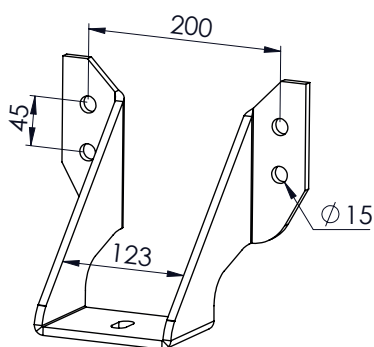
**SP 3105** KIT DE SUSPENSOR M16



- Nº Descrição
- 1 - Cotovelo M16x1.5
  - 2 - Mangueira 8mm
  - 3 - Conector 8mm x 1/4 NPT
  - 4 - Válvula descarga rápida 1/4 NPT x M16x1.5
  - 5 - Conector 8mm M16x1.5
  - 6 - Válvula de acionamento 3 vias 1/4NPT
  - 7 - Manômetro 1/4 NPT

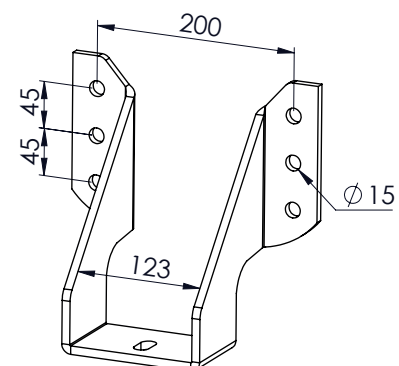
0,76Kg

**SP 3105R** KIT DE SUSPENSOR RELOGINHO 1/4"



3,19Kg

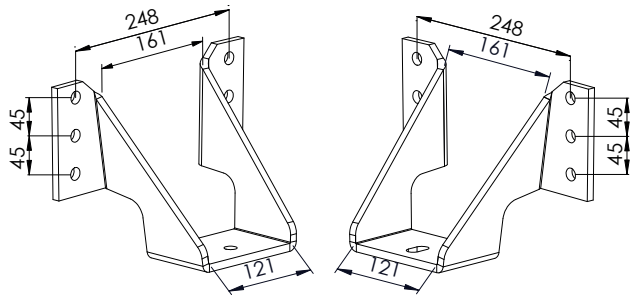
**SP 3004 2F** SUPORTE DE FIXAÇÃO DO SUSPENSOR 2 FUROS



3,32Kg

**SP 3004 3F** SUPORTE DE FIXAÇÃO SUSPENSOR 3 FUROS

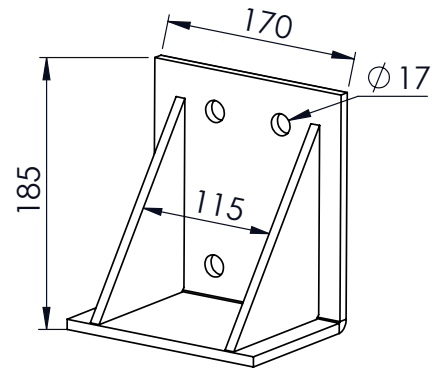
\*AS MARCAS E CÓDIGOS CITADOS SÃO UTILIZADOS MERAMENTE COMO REFERÊNCIAS. OS VALORES DOS PESOS SÃO APROXIMADOS.



3,68Kg

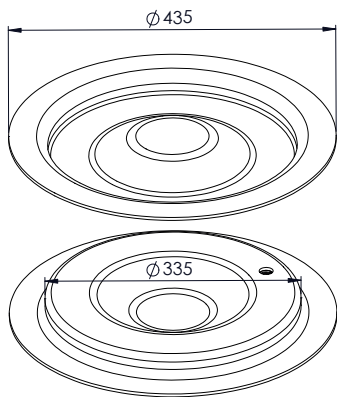
**SP 3184LE** SUPORTE DE FIXAÇÃO MODELO AXOR

**SP 3184LD** SUPORTE DE FIXAÇÃO MODELO AXOR



4,25Kg

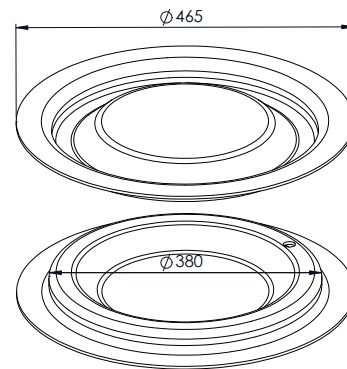
**SP 3060** SUPORTE DO SUSPENSOR



5,47Kg  
5,60Kg

**SP 3049** PRATO DO SUSPENSOR PEQUENO 6.13 (SUPERIOR)

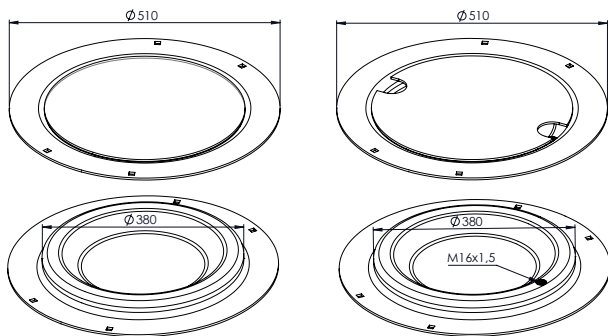
**SP 3050** PRATO DO SUSPENSOR PEQUENO 6.13 (INFERIOR)



6,82Kg  
6,93Kg

**SP 3051** PRATO DO SUSPENSOR GRANDE 7.14 (SUPERIOR)

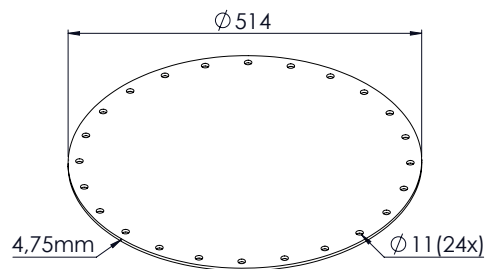
**SP 3052** PRATO DO SUSPENSOR GRANDE 7.14 (INFERIOR)



11,30Kg  
11,41Kg

**SP 3101 SUP** PRATO DO SUSPENSOR 2012 7.14 (SUPERIOR)

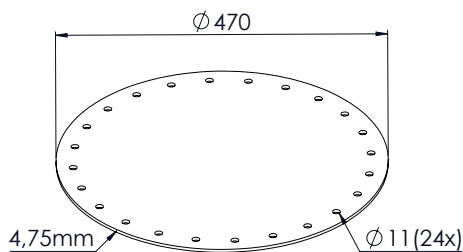
**SP 3101 INF** PRATO DO SUSPENSOR 2012 7.14 (INFERIOR)



7,66Kg  
7,77Kg

**SP 3067 SUP** PRATO GRANDE DE PARAFUSO (SUPERIOR)

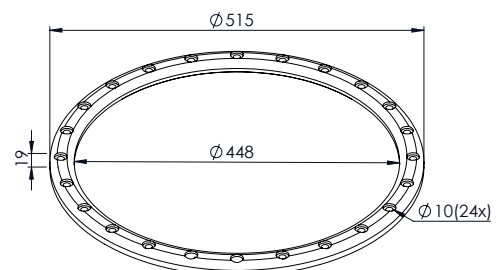
**SP 3067 INF** PRATO GRANDE DE PARAFUSO (INFERIOR)



6,38Kg  
6,50Kg

**SP 3068 SUP** PRATO PEQUENO DE PARAFUSO (SUPERIOR)

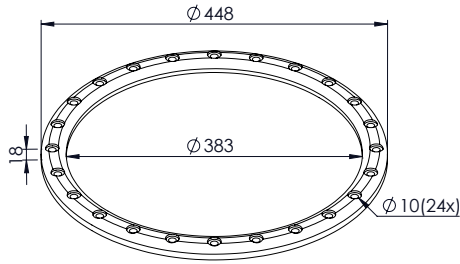
**SP 3068 INF** PRATO PEQUENO DE PARAFUSO (INFERIOR)



1,69Kg

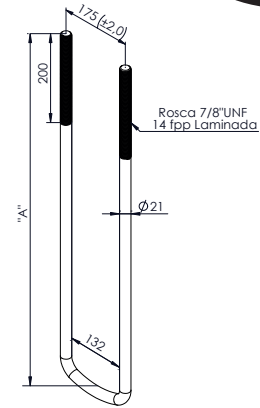
**SP 3069** ARO GRANDE DE ALUMÍNIO

# SUSPENSORES



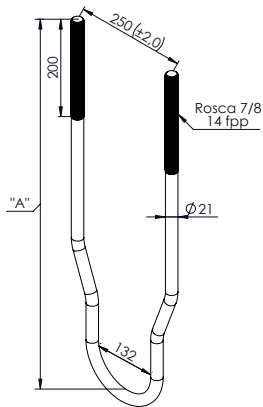
1,35Kg

**SP 3070** ARO PEQUENO DE ALUMÍNIO



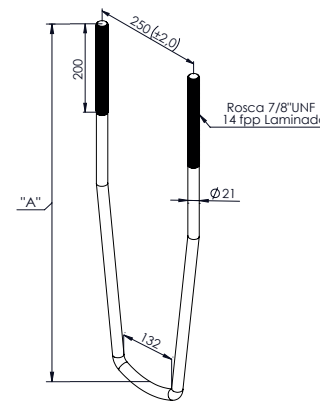
(SOB MEDIDA)

**GP 7/8 X 130 X...** GRAMPO DO SUSPENSOR (MODELO D E C)



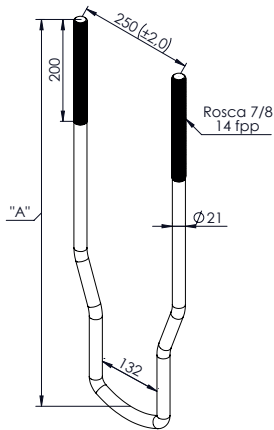
(SOB MEDIDA)

**SP 3095** GRAMPO DO SUSPENSOR C



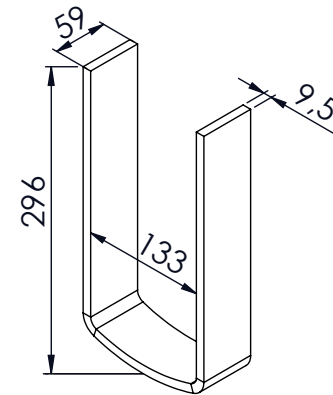
(SOB MEDIDA)

**SP 3061** GRAMPO DO SUSPENSOR ABERTO



(SOB MEDIDA)

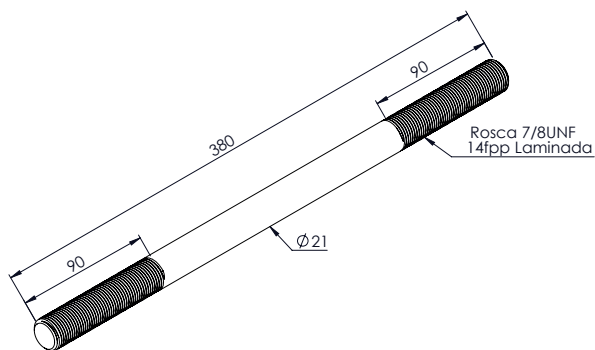
**SP 3094** GRAMPO SUSPENSOR D



3,03Kg

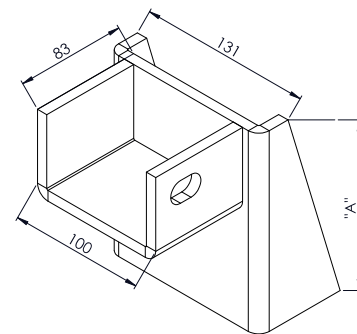
**SP 3085C** "U" DO GRMPO SUSPENSOR TIPO "C"

**SP 3085D** "U" DO GRMPO SUSPENSOR TIPO "D"



1,02Kg

**SP 3056** LIMITADOR DO SUSPENSOR



2,93Kg  
3,60Kg

**SP 3078** BASE PARA REBAIXAR SUSPENSOR "A" 150mm

**SP 3080** BASE PARA REBAIXAR SUSPENSOR LONGO "A" 200mm

"AS MARCAS E CÓDIGOS CITADOS SÃO UTILIZADOS MERAMENTE COMO REFERÊNCIAS." OS VALORES DOS PESOS SÃO APROXIMADOS.

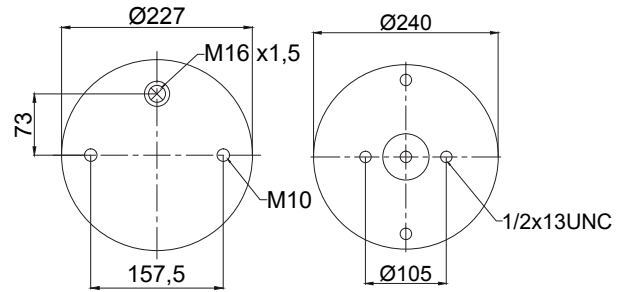




**APLICAÇÃO:**  
 SCANI P 94 / SC 3º EIXO S4/S5  
**SUBSTITUI O CÓDIGO ORIGINAL:**  
 SCANIA: 1.402.423  
 FIRESTONE CÓD.: 095-0455  
 GOODYEAR: 8716

9,15Kg

**SP 3201PR** MOLA PNEUMÁTICA SUSPENSÃO DO EIXO

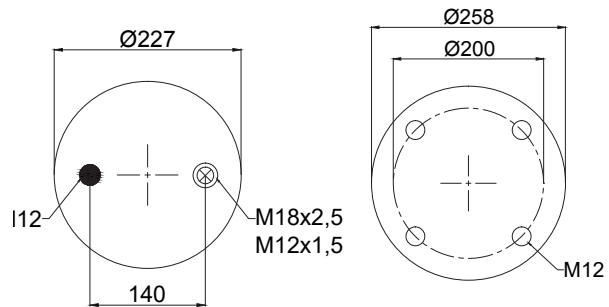


**APLICAÇÃO:**  
 VOLVO FH/FN  
 VW TITAN 18.310 / FORD CARGO TRUCK  
 TRAÇÃO  
**SUBSTITUI O CÓDIGO ORIGINAL:**  
 VOLVO: 1076594  
 FIRESTONE CÓD.: 095-0332  
 RANDON: 212100303  
 FACCHINI: 308501706  
 GOODYEAR: 8663

6,60Kg  
 4,90Kg

**SP 3202PR** MOLA PNEUMÁTICA SUSPENSÃO DO EIXO

**SP 3202BA** MOLA PNEUMÁTICA SUSPENSÃO EIXO (SEM BASE)

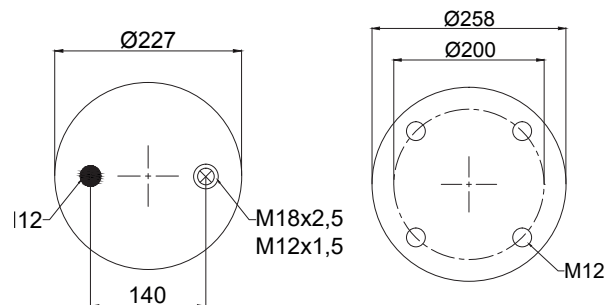


**APLICAÇÃO:**  
 CARRETA FACCHINI  
 VW TITAN 18.310 / FORD CARGO  
 TRUCK TRAÇÃO  
**SUBSTITUI O CÓDIGO ORIGINAL:**  
 FIRESTONE CÓD.: 095-0332  
 FIRESTONE REF.: 1T15M-6  
 GOODYEAR: 8653

6,68Kg  
 5,10Kg

**SP 3203PR** MOLA PNEUMÁTICA SUSPENSÃO DO EIXO

**SP 3203BA** MOLA PNEUMÁTICA SUSPENSÃO EIXO (SEM BASE)

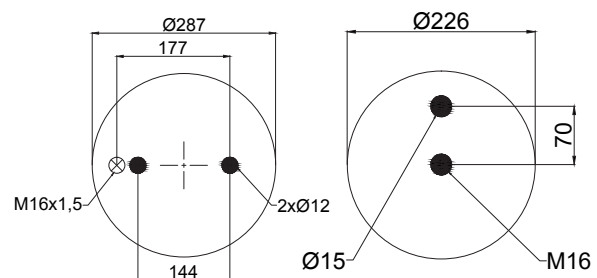


**APLICAÇÃO:**  
 SCANIA TRUCK / TRAÇÃO - T 124  
 ATÉ 2009  
**SUBSTITUI O CÓDIGO ORIGINAL:**  
 SCANIA: 1.422.751  
 FIRESTONE CÓD.: 095-0366  
 FIRESTONE REF.: 1T19F-14  
 GOODYEAR: 8931

13,80Kg  
 7,55Kg

**SP 3204PR** MOLA PNEUMÁTICA SUSPENSÃO DO EIXO

**SP 3204BA** MOLA PNEUMÁTICA SUSPENSÃO EIXO (SEM BASE)



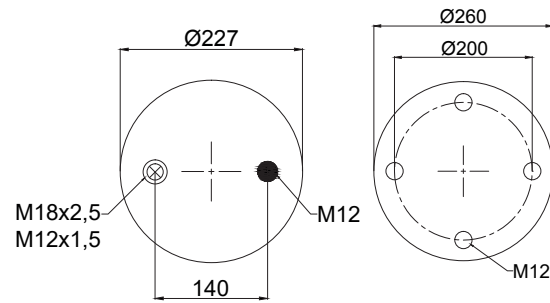


**APLICAÇÃO:**  
 CARRETAS FACCHINI / RANDON  
 ATÉ 2005  
**SUBSTITUI O CÓDIGO ORIGINAL:**  
 FACCHINI: 308501705  
 FIRESTONE CÓD.: 095-0314  
 FIRESTONE REF.: 1T15M-9  
 GOODYEAR: 8666

11,38Kg  
 5,65Kg

**SP 3205PR** MOLA PNEUMÁTICA SUSPENSÃO DO EIXO

**SP 3205BA** MOLA PNEUMÁTICA SUSPENSÃO EIXO (SEM BASE)

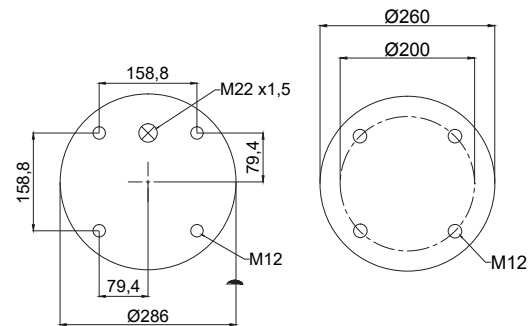


**APLICAÇÃO:**  
 CARRETAS RANDON ATÉ 2005  
**SUBSTITUI O CÓDIGO ORIGINAL:**  
 RANDON: 212100261  
 FIRESTONE CÓD.: 095-0320  
 FIRESTONE REF.: 1T19L-11  
 GOODYEAR: 8560

12,36Kg  
 7,17Kg

**SP 3206PR** MOLA PNEUMÁTICA SUSPENSÃO DO EIXO

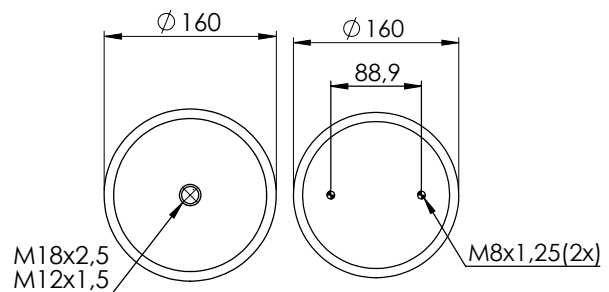
**SP 3206BA** MOLA PNEUMÁTICA SUSPENSÃO EIXO (SEM BASE)



**APLICAÇÃO:**  
 RANDON / GUERRA / NOMA / VOLVO  
**SUBSTITUI O CÓDIGO ORIGINAL:**  
 RANDON: 212100278  
 FIRESTONE CÓD.: 095-0353 / 20 T-3  
 GUERRA: 5036.002.015006  
 GOODYEAR: 8520

3,66Kg

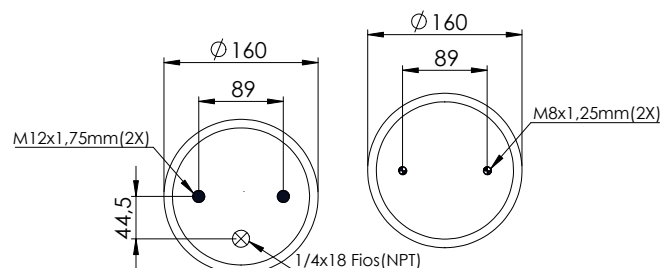
**SP 3207PR** MOLA PNEUMÁTICA SUSPENSÃO DO EIXO



**APLICAÇÃO:**  
 RANDON / JOST / SUSPENSYS  
**SUBSTITUI O CÓDIGO ORIGINAL:**  
 FIRESTONE CÓD.: 095.0313  
 JOST: AD0076  
 GOODYEAR: 8521

3,10Kg

**SP 3208PR** MOLA PNEUMÁTICA SUSPENSÃO DO EIXO



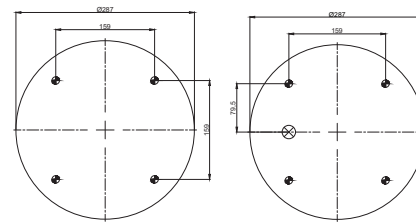
\*AS MARCAS E CÓDIGOS CITADOS SÃO UTILIZADOS MERAMENTE COMO REFERÊNCIAS. OS VALORES DOS PESOS SÃO APROXIMADOS.



**APLICAÇÃO:**  
 CARRETAS FACCHINI  
**SUBSTITUI O CÓDIGO ORIGINAL:**  
 FACCHINI: 308501702  
 FIRESTONE CÓD.: 095-0355  
 HBZ: 80006-26  
 GOODYEAR: 8457

10,82Kg

**SP 3209PR** MOLA PNEUMÁTICA SUSPENSÃO DO EIXO

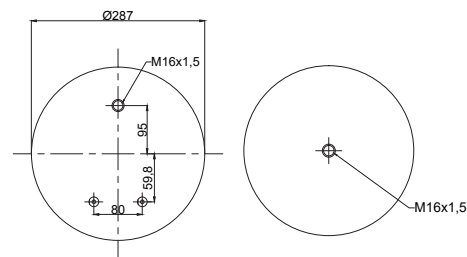


**APLICAÇÃO:**  
 SCANIA S5 3º EIXO / SCANIA TRUCK /  
 TRAÇÃO T124  
 2010 EM DIANTE  
**SUBSTITUI O CÓDIGO ORIGINAL:**  
 OEM: 1903.608  
 SCANIA: 1944314

13,88Kg  
 8,37Kg

**SP 3210PR** MOLA PNEUMÁTICA SUSPENSÃO EIXO

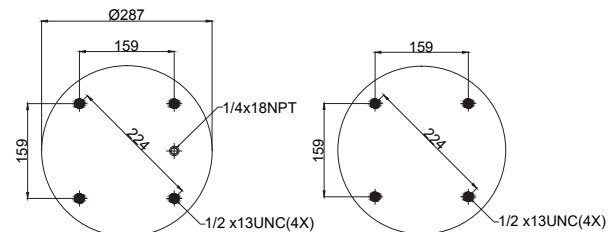
**SP 3210BA** MOLA PNEUMÁTICA SUSPENSÃO EIXO (SEM BASE)



**APLICAÇÃO:**  
 CARRETAS FACCHINI  
 (COM PRISIONEIRO)  
**SUBSTITUI O CÓDIGO ORIGINAL:**  
 FIRESTONE CÓD.: 095-0352  
 FACCHINI: 308501702  
 HBZ: 80006-26  
 GOODYEAR: 8457

10,80Kg

**SP 3211PR** MOLA PNEUMÁTICA SUSPENSÃO EIXO

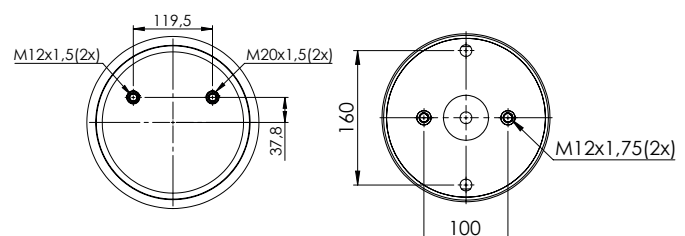


**APLICAÇÃO:**  
 CARRETAS RANDON 2006 EM DIANTE  
**SUBSTITUI O CÓDIGO ORIGINAL:**  
 FIRESTONE CÓD.: 095.0490  
 FIRESTONE REF.: 1T15M-8  
 OEM: 212100375  
 GOODYEAR: 8457

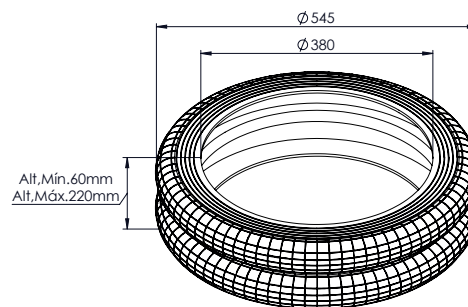
9,90Kg  
 4,90Kg

**SP 3212PR** MOLA PNEUMÁTICA SUSPENSÃO EIXO

**SP 3212BA** MOLA PNEUMÁTICA SUSPENSÃO EIXO (SEM BASE)

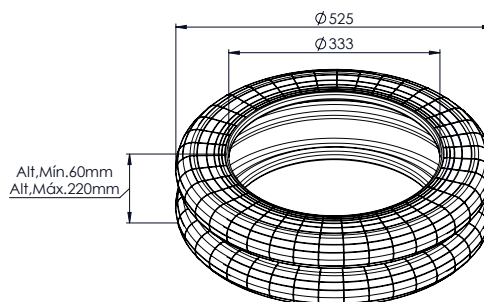






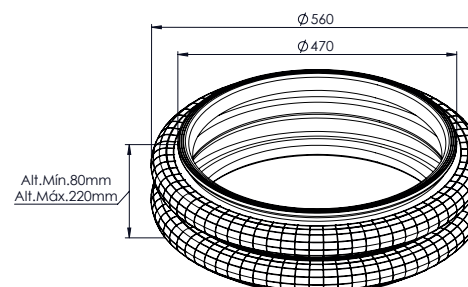
4,60Kg

**SP 3053** BOLSA GRANDE DE ENCAIXE 7.14



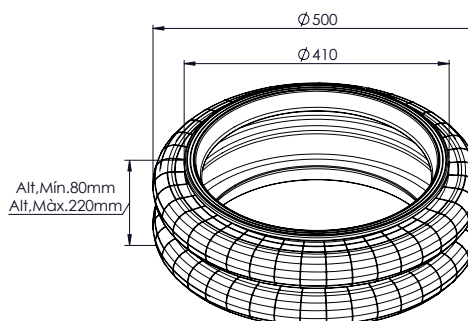
3,90Kg

**SP 3054** BOLSA PEQUENA DE ENCAIXE 6.13



4,20Kg

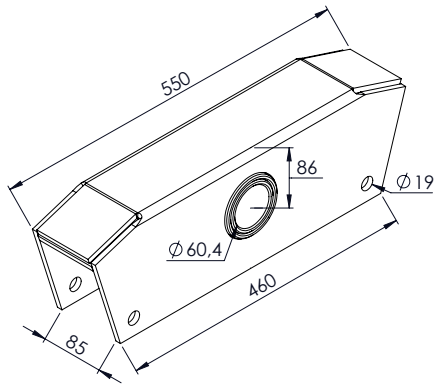
**SP 3071** BOLSA GRANDE DO SUSPENSOR DE PARAFUSO



3,50Kg

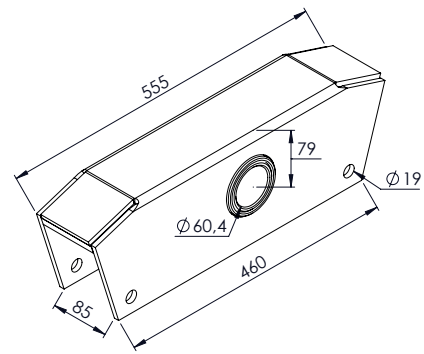
**SP 3072** BOLSA PEQUENA DO SUSPENSOR DE PARAFUSO

\*AS MARCAS E CÓDIGOS CITADOS SÃO UTILIZADOS MERAMENTE COMO REFERÊNCIAS. OS VALORES DOS PESOS SÃO APROXIMADOS.



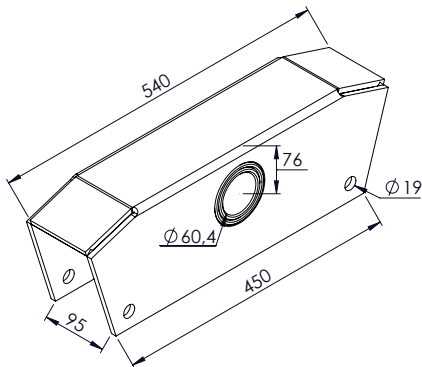
19,24Kg

**RN 0100** BALANÇA TRUCK PINO Ø 60mm



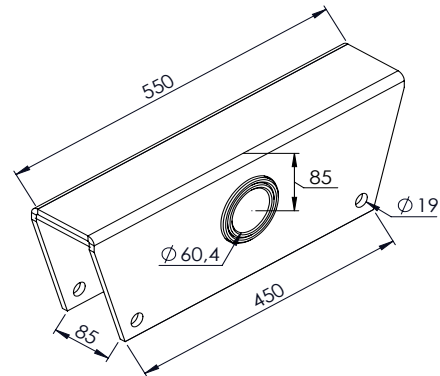
19,06 Kg

**RN 0100FD** BALANÇA TRUCK PINO Ø 60mm (FORA DE CENTRO)



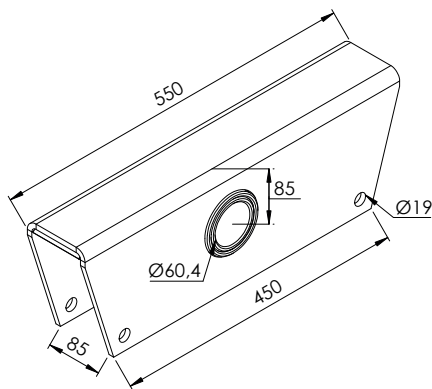
19,87Kg

**RN 0101** BALANÇA SR MODERNA PINO Ø 60mm



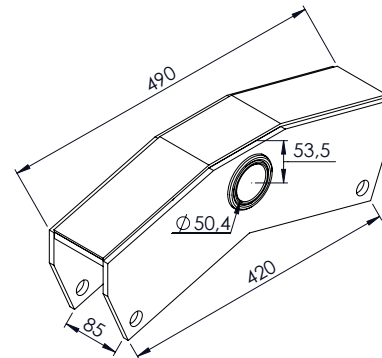
19,20Kg

**RN 0104** BALANÇA DO TRUCK PINO Ø 60mm (RETA)



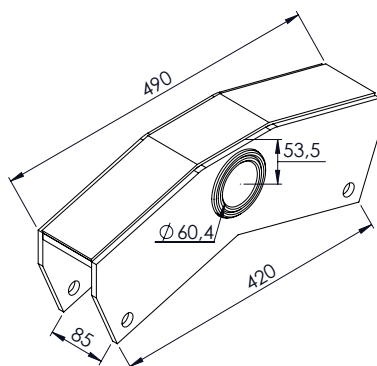
19,10Kg

**RN 0104FD** BALANÇA TRUCK PINO Ø 60mm (FORA DE CENTRO)



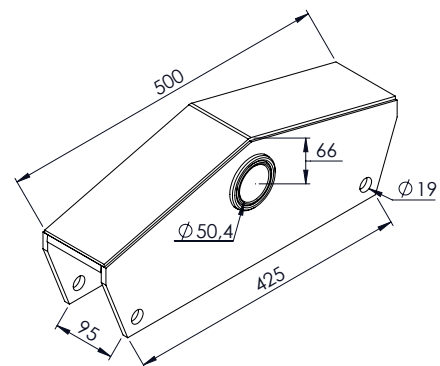
13,67Kg

**RN 0128** BALANÇA ASA-DELTA MODELO COPAL PINO Ø 50mm



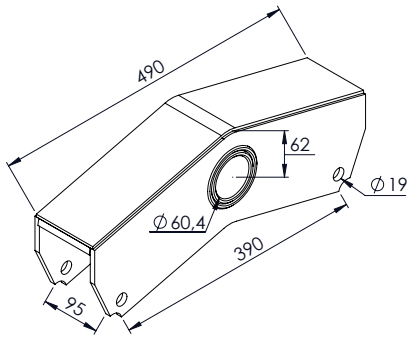
14,67Kg

**RN 0129** BALANÇA ASA-DELTA MODELO COPAL PINO Ø 60mm



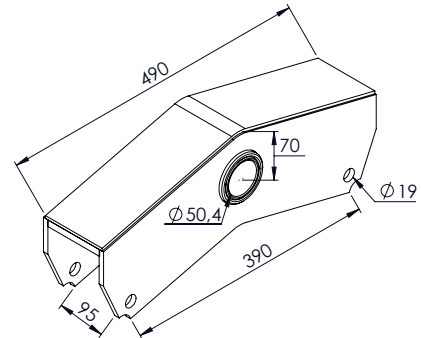
16,21Kg

**SU 1063** BALANÇA SR DOLLY PINO Ø 50mm



15,25Kg

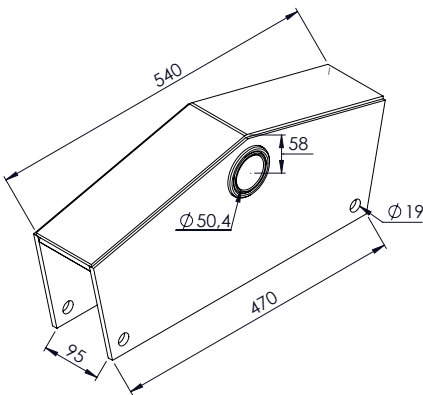
**RN 0102** BALANÇA ASA-DELTA DA CARRETA PINO Ø 60mm



14,42Kg  
15,13Kg

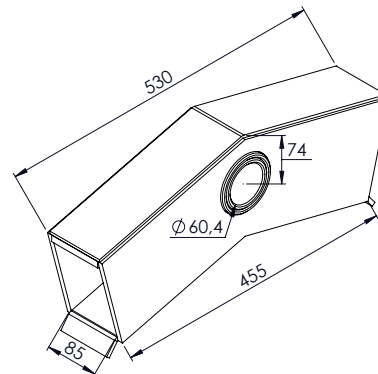
**RN 0103** BALANÇA ASA-DELTA DA CARRETA PINO Ø 50mm

**RN 0103A** BALANÇA ASA-DELTA 3/8" DA CARRETA PINO Ø 50mm



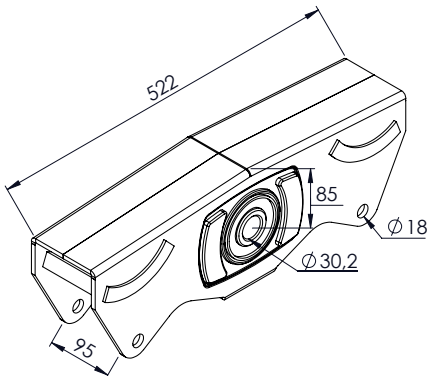
19,85Kg

**RN 0106** BALANÇA DO CAVALO PINO Ø 50mm



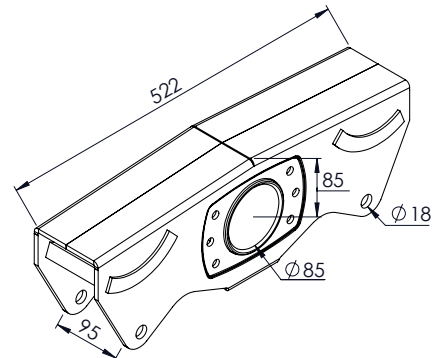
16,91Kg

**RN 0176** BALANÇA ASA-DELTA DO TRUCK PINO Ø 60mm



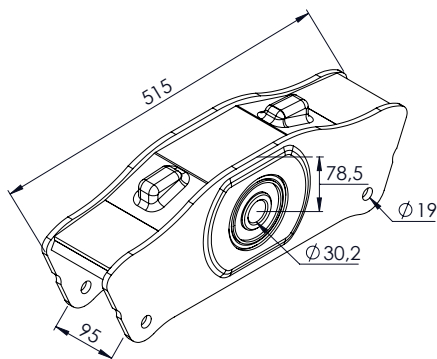
15,85Kg

(COMPLETA)  
**RN 019927** BALANÇA DO SR 2007



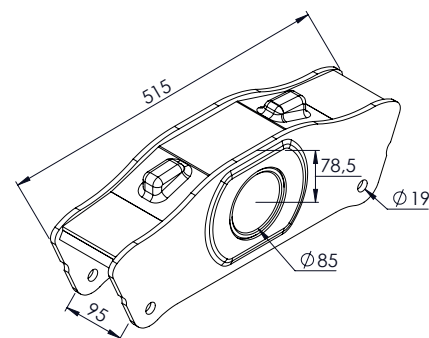
13,41Kg

(SEM BUCHA E SEM ESFREGA)  
**RN 019927A** BALANÇA DO SR 2007



16,73Kg

(COMPLETA)  
**RN 019950** BALANÇA DO SR 2012

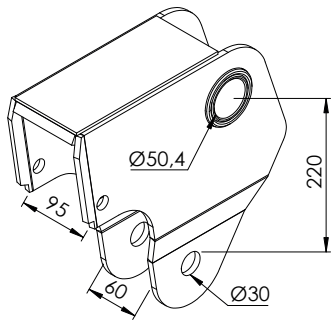


13,39Kg

(SEM BUCHA)  
**RN 019950A** BALANÇA DO SR 2012

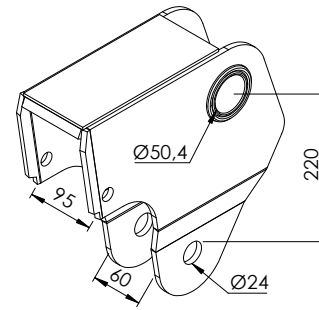
\*AS MARCAS E CÓDIGOS CITADOS SÃO UTILIZADOS MERAMENTE COMO REFERÊNCIAS. OS VALORES DOS PESOS SÃO APROXIMADOS.





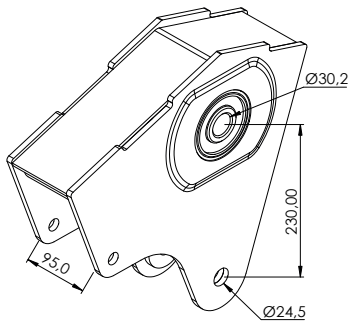
13,20Kg

**RN 019974** BALANÇA SUSP. DISTANCIADA | TENSOR Ø 30mm



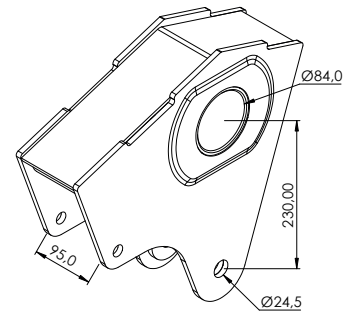
13,20Kg

**RN 019974/24** BALANÇA SUSP. DISTANCIADA | TENSOR Ø 24mm



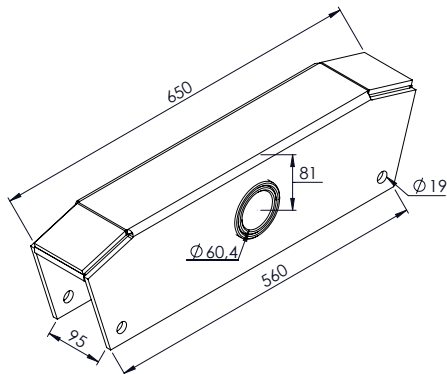
17,81Kg

(COMPLETA) **RN 019979** BALANÇA SUSPENSÃO DISTANCIADA 2E LUBFREE



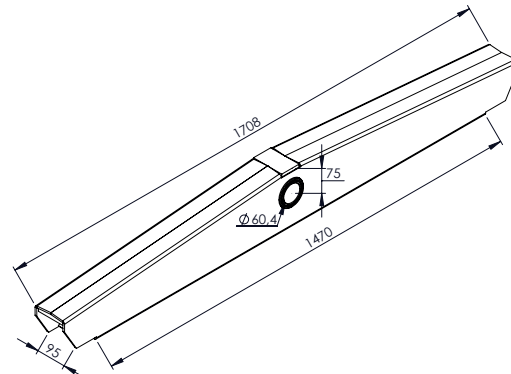
15,47Kg

(SEM BUCHA) **RN 019979A** BALANÇA SUSPENSÃO DISTANCIADA 2E LUBFREE



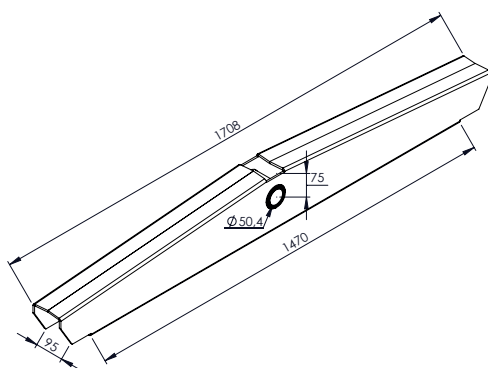
24,37Kg

**RN 0127** BALANÇA DA CARRETA ANTIGA PINO Ø 60mm



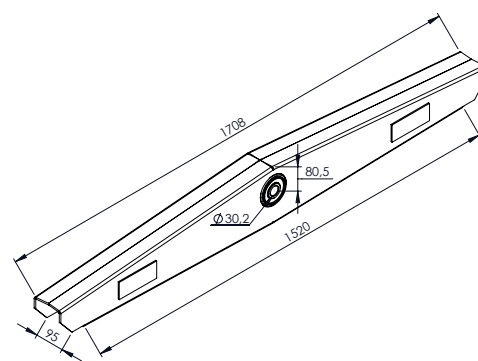
54,25Kg

**RN 019976** BALANÇA SR SUSP. DISTANCIADA PINO Ø 60mm



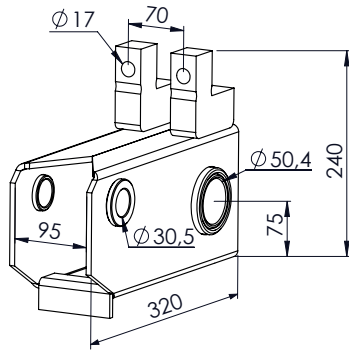
52,90Kg

**RN 019977** BALANÇA SR SUSP. DISTANCIADA PINO Ø 50mm



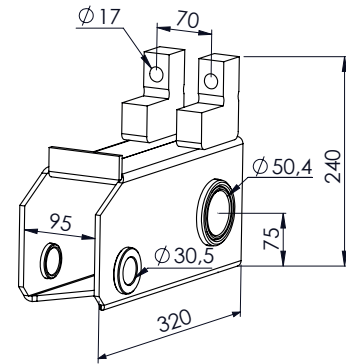
55,25Kg

**RN 019978** BALANÇA SR 2009 SUSP. DISTANCIADA LUBFREE



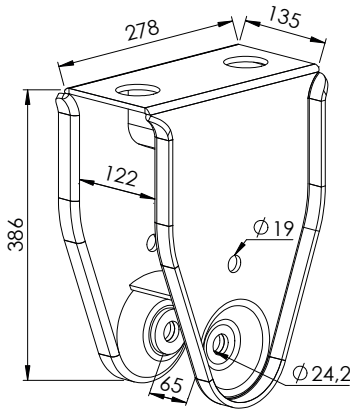
12,66Kg

**RN 019991** BALANÇA DISTANCIADA DIANTEIRA PINO Ø 50mm



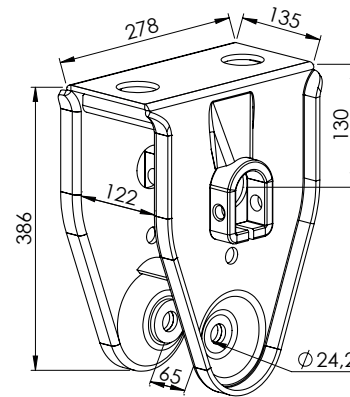
12,66Kg

**RN 019992** BALANÇA DISTANCIADA TRASEIRA PINO Ø 50mm



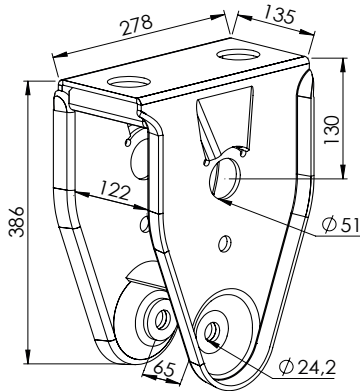
12,95Kg

**SU 1017** SUPORTE DIANTEIRO SR 2000



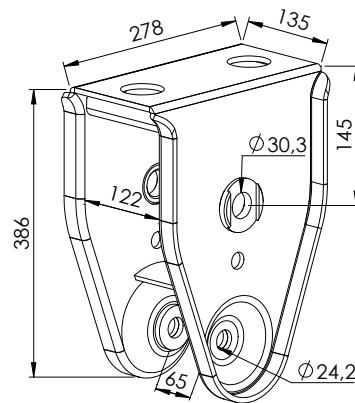
13,86Kg

**SU 1018** SUPORTE CENTRAL SR 2000 PINO Ø 50mm



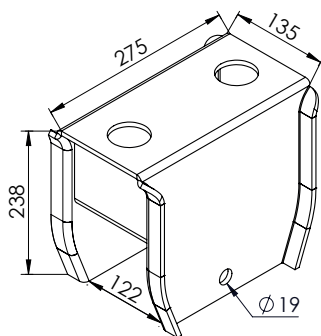
12,29Kg

(SEM MANCAL)  
**SU 1018/1** SUPORTE CENTRAL SR 2000 PINO Ø 50mm



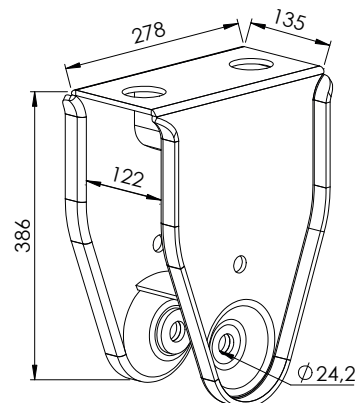
12,74Kg

**RN 019922** SUPORTE CENTRAL DO SR 2007



9,65Kg

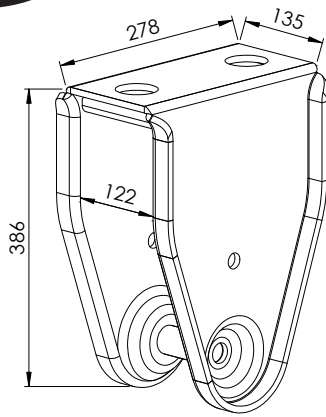
**SU 1019** SUPORTE TRASEIRO SR 2000



12,04Kg

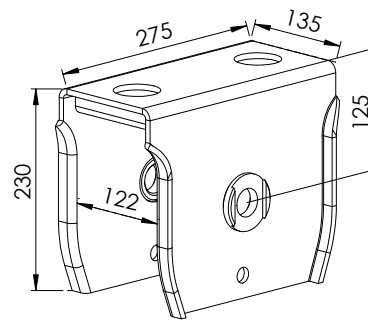
**SU 1017A** SUPORTE GUIA TRASEIRO SUSPENSÃO DISTANCIADA

\*AS MARCAS E CÓDIGOS CITADOS SÃO UTILIZADOS MERAMENTE COMO REFERÊNCIAS. OS VALORES DOS PESOS SÃO APROXIMADOS.



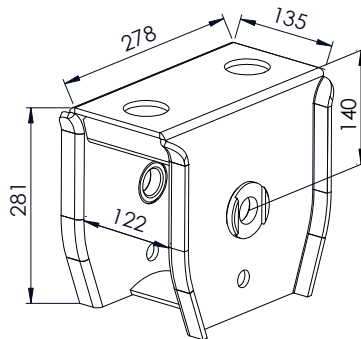
11,83Kg

**SU 1017B** SUPORTE GUIA DIANTEIRO SUSPENSÃO DISTANCIADA



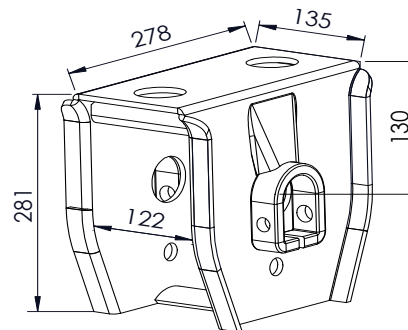
9,16Kg

**RN 019980** SUPORTE CENTRAL SUSP. DISTANCIADA 2E LUBFREE



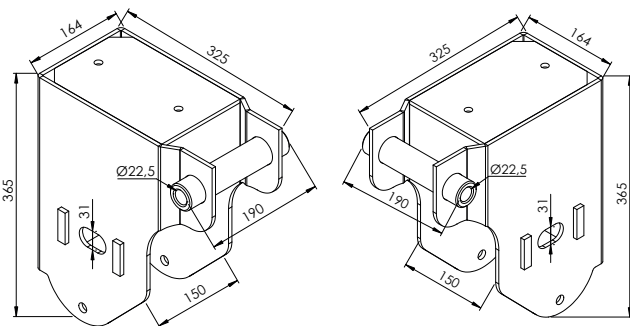
10,79Kg

**RN 019985** SUPORTE CENTRAL SUSP. DISTANCIADA LUBFREE



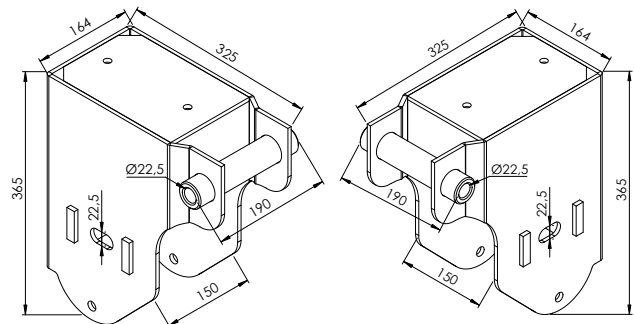
11,43Kg

**RN 019993** SUPORTE CENTRAL SUSP. DISTANCIADA PINO Ø 50mm



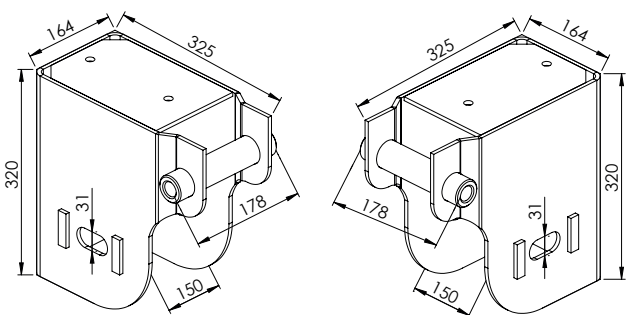
13,73Kg

**SP 3252LE** SUPORTE DIANTEIRO LE SUSPENSÃO A AR 30mm  
**SP 3252LD** SUPORTE DIANTEIRO LD SUSPENSÃO A AR 30mm



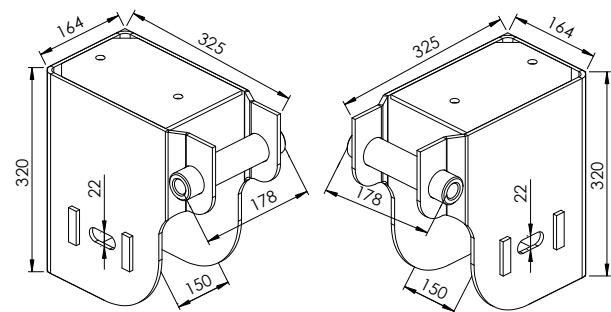
13,81Kg

**SP 3252ALE** SUPORTE DIANTEIRO LE SUSPENSÃO A AR 22mm  
**SP 3252BLD** SUPORTE DIANTEIRO LD SUSPENSÃO A AR 22mm



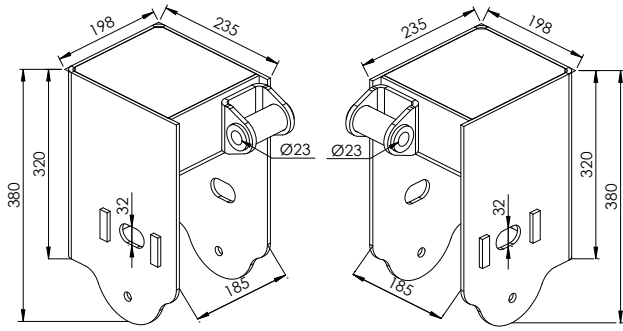
13,50Kg

**SP 3253LE** SUPORTE TRASEIRO LE SUSPENSÃO A AR 30mm  
**SP 3253LD** SUPORTE TRASEIRO LD SUSPENSÃO A AR 30mm



13,62Kg

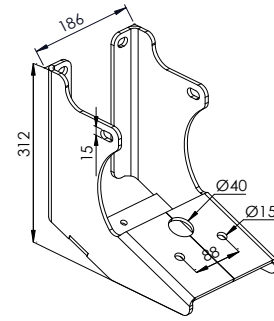
**SP 3253ALE** SUPORTE TRASEIRO LE SUSPENSÃO A AR 22mm  
**SP 3253BLD** SUPORTE TRASEIRO LD SUSPENSÃO A AR 22mm



RANDON: 100000187657  
RANDON: 100000187656 **16,42Kg**

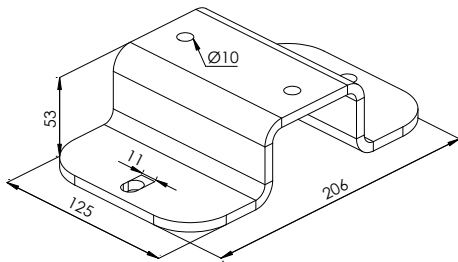
**SP 3292LE** SUPORTE DIANTEIRO LE SUSPENSÃO A AR TAS 30mm

**SP 3292LD** SUPORTE DIANTEIRO LD SUSPENSÃO A AR TAS 30mm



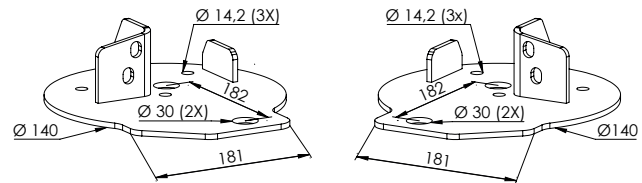
RANDON: 100000206080 **3,65Kg**

**SP 3293** SUPORTE DIANTEIRO AUXILIAR SUSP. A AR RANDON TAS



RANDON: 100000206071 **1,67Kg**

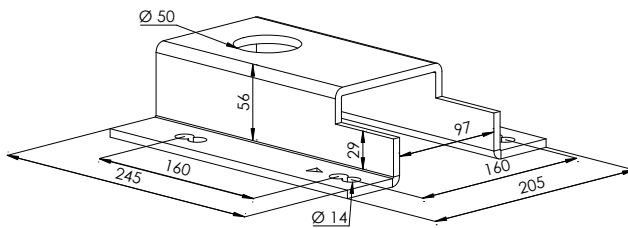
**SP 3294** CHAPA FIXAÇÃO DO FOLE SUSP. A AR RANDON TAS



RANDON: 100000178319  
RANDON: 100000178319 **4,94Kg**

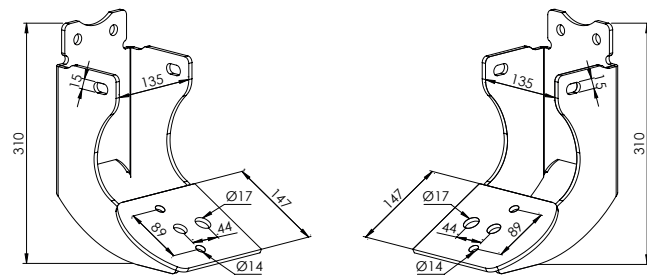
**SP 3295LE** APOIO DO FOLE LE SUSP. A AR RANDON TAS

**SP 3295LD** APOIO DO FOLE LD SUSP. A AR RANDON TAS



**5,54Kg**

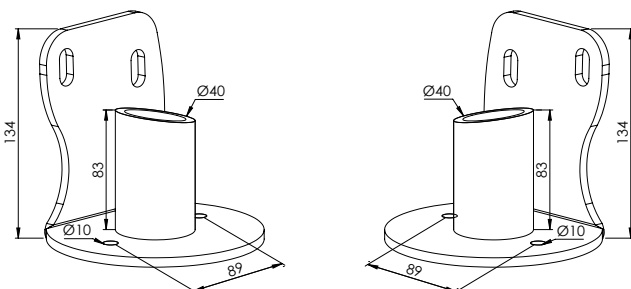
**SP 3296** CHAPA FIXAÇÃO DO FOLE SUSP. A AR RANDON FS250



**5,64Kg**

**SP 3254LE** SUPORTE DIANTEIRO AUXILIAR

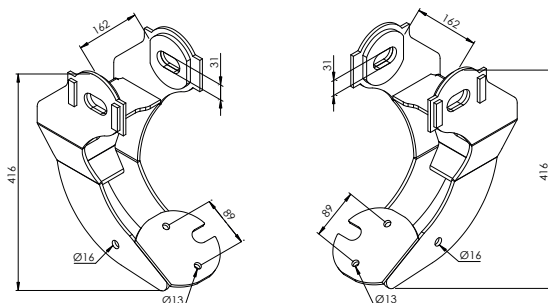
**SP 3254LD** SUPORTE DIANTEIRO AUXILIAR



**1,86Kg**

**SP 3255LE** SUPORTE AUXILIAR SUPERIOR DIANTEIRO

**SP 3255LD** SUPORTE AUXILIAR SUPERIOR DIANTEIRO



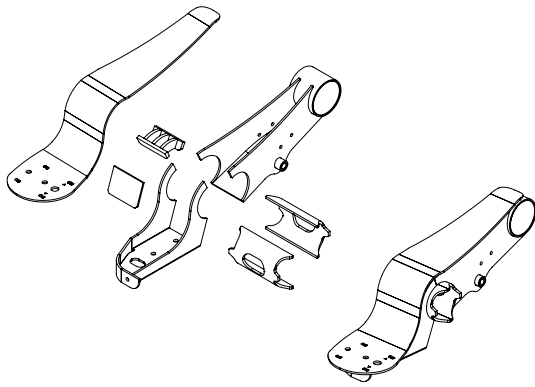
**9,20Kg**

**SP 3265LE** SUPORTE DIANTEIRO AUXILIAR MODELO ANTIGO

**SP 3265LD** SUPORTE DIANTEIRO AUXILIAR MODELO ANTIGO

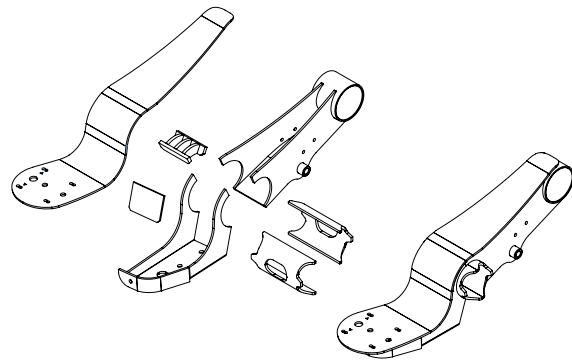
\*AS MARCAS E CÓDIGOS CITADOS SÃO UTILIZADOS MERAMENTE COMO REFERÊNCIAS. OS VALORES DOS PESOS SÃO APROXIMADOS.





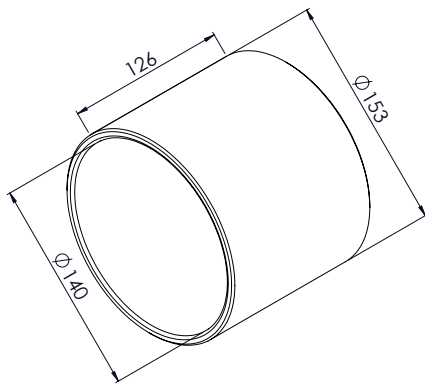
46,75Kg

**SP 3273LE** KIT BRAÇO SUSPENSÃO PNEUMÁTICA FS250 LE



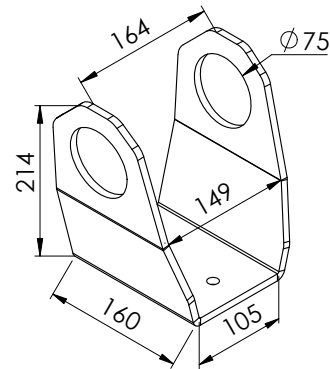
46,75Kg

**SP 3273LD** KIT BRAÇO SUSPENSÃO PNEUMÁTICA FS250 LD



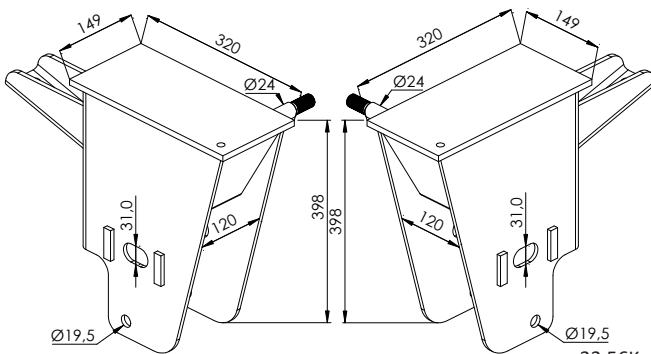
2,92Kg

**SP 3256** LUVA OLHAL DA VIGA (COPO)



4,02Kg

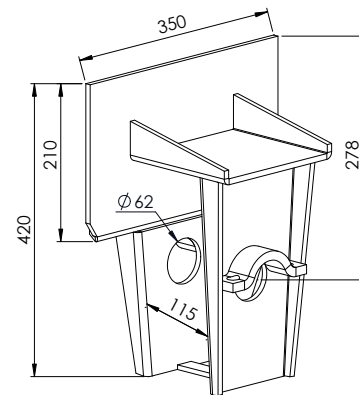
**SP 3286** MANCAL SUSPENSOR PNEUMÁTICO MOLLA Z



22,56Kg

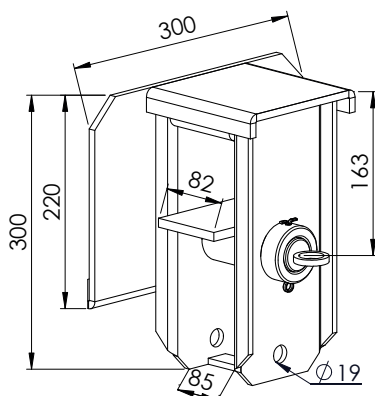
**SU 1157LE** SUPORTE FRONTAL LE SUSPENSÃO MOLLA Z

**SU 1157LD** SUPORTE FRONTAL LD SUSPENSÃO MOLLA Z



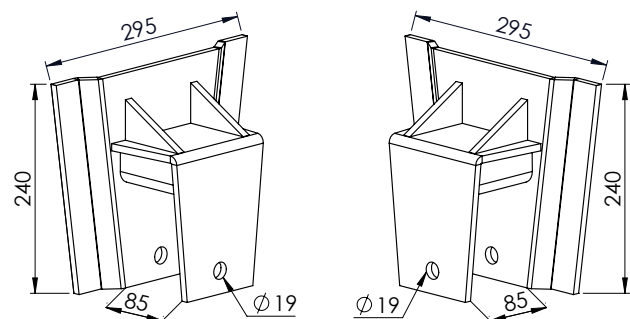
15,72Kg

**RN 0135** SUPORTE CENTRAL TRUCK PINO Ø 60mm



15,95Kg

**RN 0136** SUPORTE TRASEIRO DO TRUCK

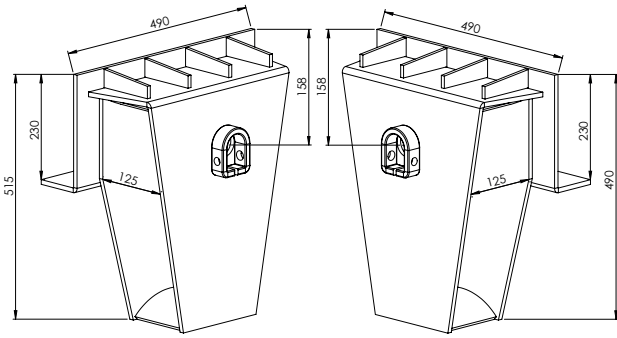


7,44Kg

**RO 0227** SUPORTE TRASEIRO LE DO TRUCK

**RO 0226** SUPORTE TRASEIRO LD DO TRUCK

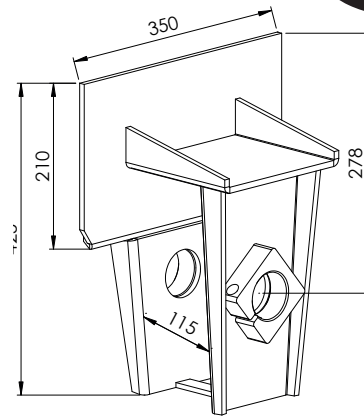
# RANDON



45,00Kg

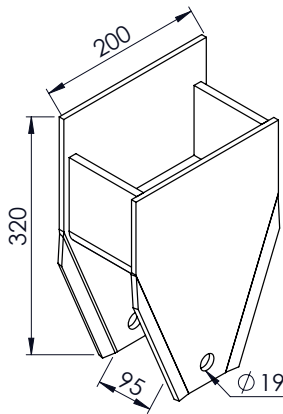
**RN 019912** SUPORTE CENTRAL LE VOLVO PINO Ø 50mm

**RN 01993** SUPORTE CENTRAL LD VOLVO PINO Ø 50mm



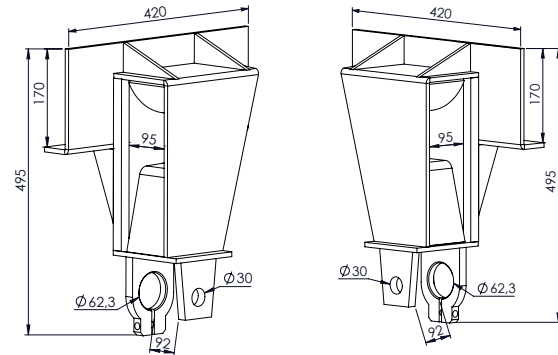
16,65Kg

**RN 0147** SUPORTE CENTRAL MANCAL QUADRADO PINO Ø 60mm



13,50Kg

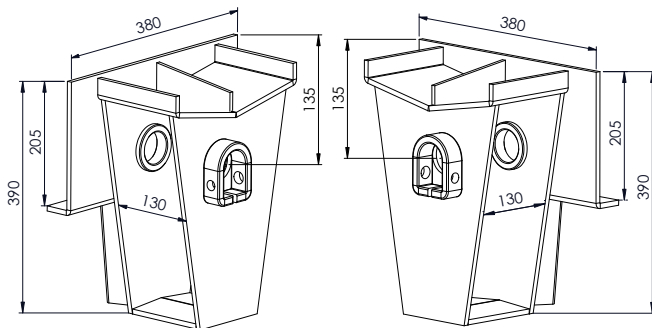
**RN 0144** SUPORTE DIANTEIRO E TRASEIRO DA CARRETA



22,56Kg

**RN 0149** SUPORTE DIANTEIRO LE DO TRUKÃO

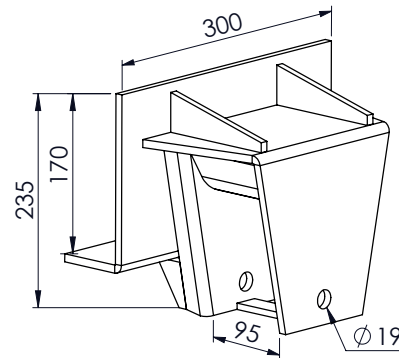
**RN 0169** SUPORTE DIANTEIRO LD DO TRUKÃO



21,70Kg

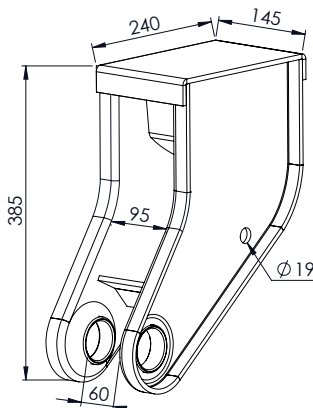
**RN 0150** SUPORTE CENTRAL LE DO TRUKÃO PINO Ø 50mm

**RN 0132** SUPORTE CENTRAL LD DO TRUKÃO PINO Ø 50mm



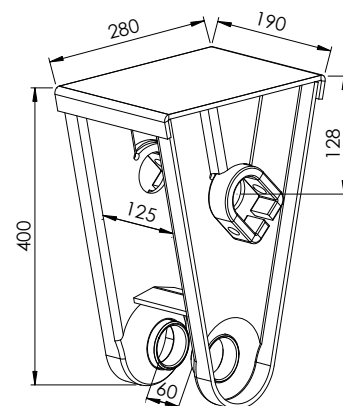
12,24Kg

**RN 0134** SUPORTE TRASEIRO DO TRUKÃO



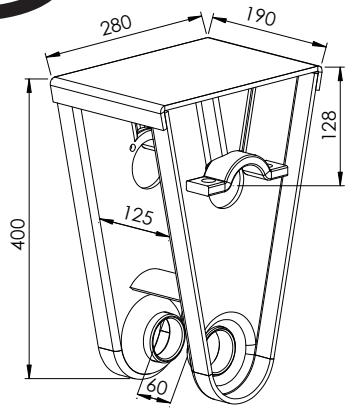
18,64Kg

**RN 0173** SUPORTE DIANTEIRO DA CARRETA



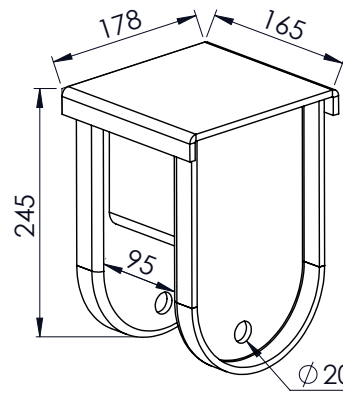
13,40Kg

**RN 0171** SUPORTE CENTRAL DA CARRETA PINO Ø 50mm



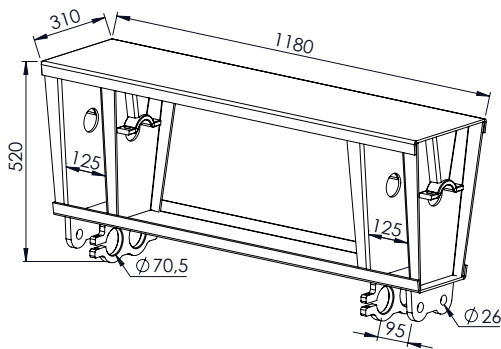
13,17Kg

**RN 0171/60** SUPORTE CENTRAL DA CARRETA PINO Ø 60mm



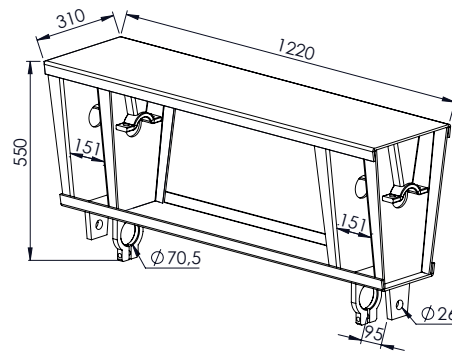
8,45Kg

**RN 0172** SUPORTE TRASEIRO DA CARRETA



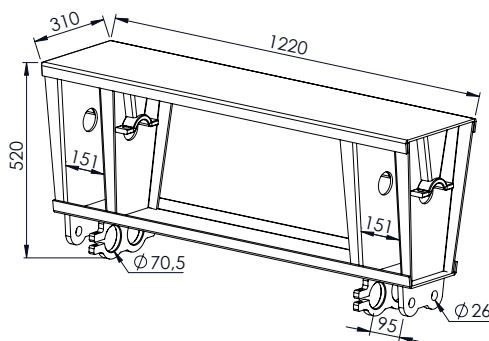
73,18Kg

**RN 0130** SUPORTE CENTRAL SR MODERNO DUPLO PINO Ø 60mm



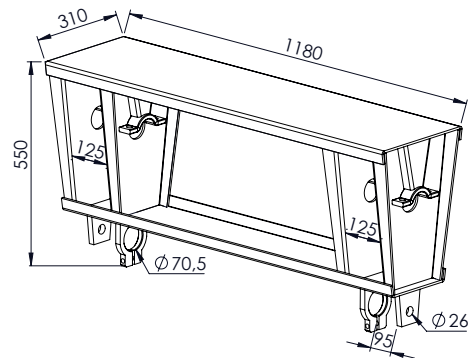
71,02Kg

**RN 019915** SUPORTE CENTRAL SR ANTIGO SIMPLES PINO Ø 60mm



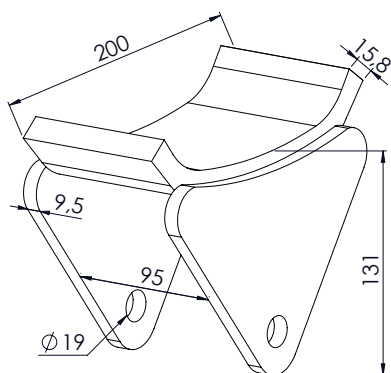
74,32Kg

**RN 019916** SUPORTE CENTRAL SR ANTIGO DUPLO PINO Ø 60mm



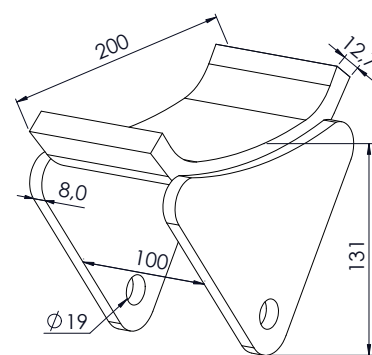
69,76Kg

**RN 019917** SUPORTE CENTRAL SR MOD. SIMPLES PINO Ø 60mm



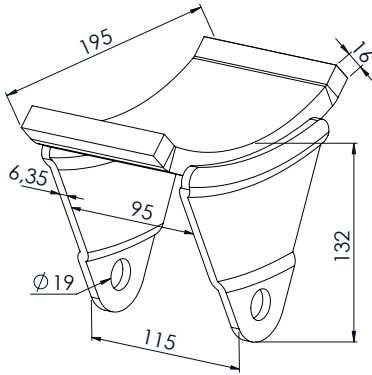
4,73Kg

**SU 1020** DESLIZANTE SR RANDON



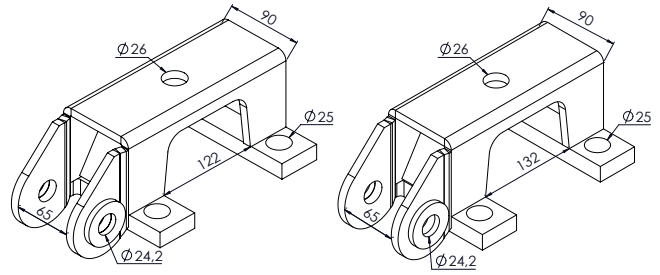
3,96Kg

**SU 1020/FORCE** DESLIZANTE SR FORCE



3,83Kg

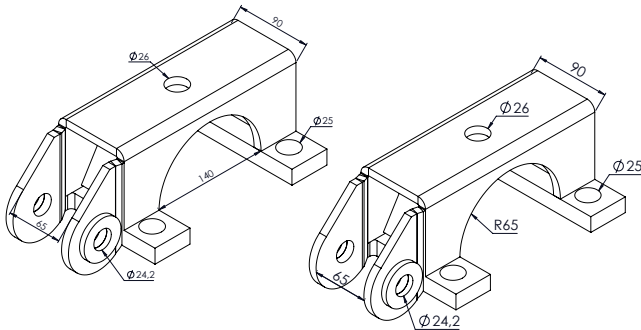
**RN 019975** DESLIZANTE SR ESTAMPADO



6,49Kg  
6,57Kg

**SU 1022** SAPATA SR SUPERIOR EIXO 122mm

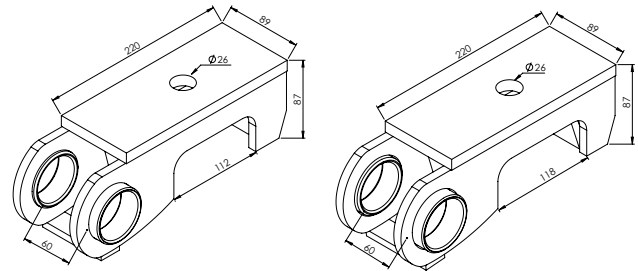
**SU 1022A** SAPATA SR SUPERIOR EIXO 130mm



6,72Kg  
6,60Kg

**SU 1023** SAPATA SR SUPERIOR EIXO Ø 140mm

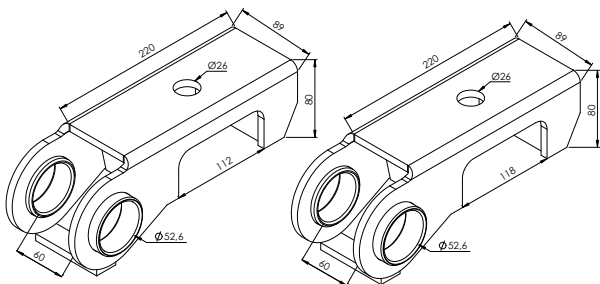
**SU 1023A** SAPATA SR SUPERIOR EIXO Ø 130mm



5,28Kg  
5,32Kg

**RN 0107** SAPATA SOLDADA SUPERIOR CARRETA SL EIXO 112mm

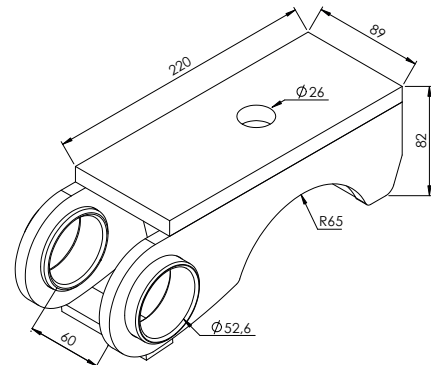
**RN 0107A** SAPATA SOLDADA SUPERIOR CARRETA SL EIXO 118mm



4,02Kg  
4,08Kg

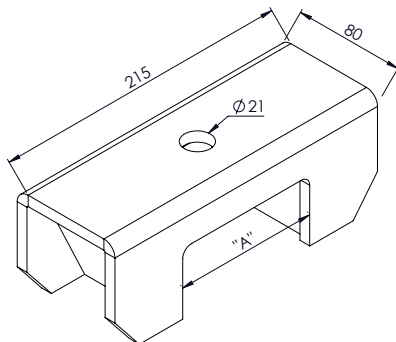
**RN 0108** SAPATA DOBRADA SUPERIOR CARRETA SL EIXO 112mm

**RN 0108A** SAPATA DOBRADA SUPERIOR CARRETA SL EIXO 118mm



5,00Kg

**RN 0108R** SAPATA SOLDADA SUPERIOR CARRETA SL EIXO Ø 130mm

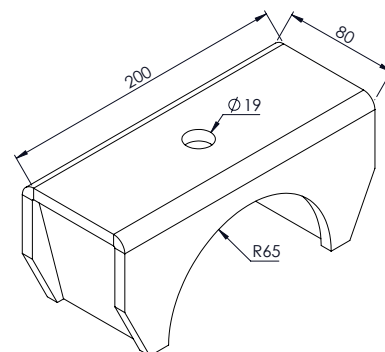


2,87Kg  
2,87Kg  
2,77Kg

**RN 019962** APOIO SUPERIOR TRUCK "A" 104mm

**RN 019963** APOIO SUPERIOR TRUCK "A" 112mm

**RN 019964** APOIO SUPERIOR TRUCK "A" 120mm

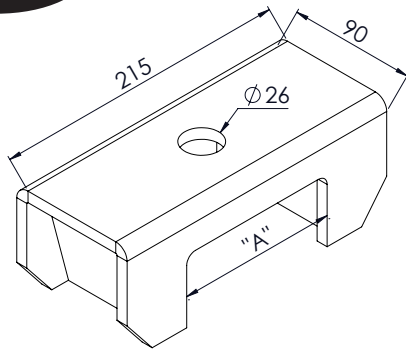


2,82Kg

**RN 019966** APOIO SUPERIOR TRUCK EIXO Ø 130mm

\*AS MARCAS E CÓDIGOS CITADOS SÃO UTILIZADOS MERAMENTE COMO REFERÊNCIAS. OS VALORES DOS PESOS SÃO APROXIMADOS.



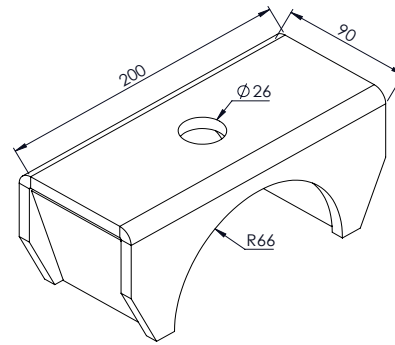


2,85Kg  
2,87Kg  
2,79Kg

**RN 0158** APOIO SUPERIOR CARRETA "A" 112mm

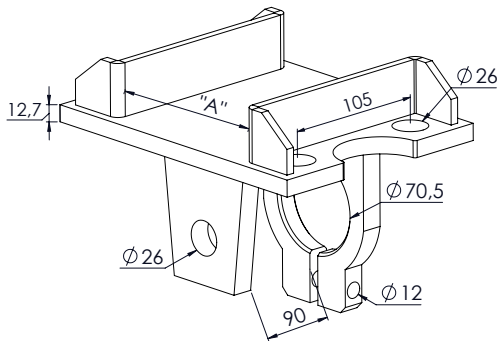
**RN 0158A** APOIO SUPERIOR CARRETA "A" 116mm

**RN 0158B** APOIO SUPERIOR CARRETA "A" 120mm



2,78Kg

**RN 0158R** APOIO SUPERIOR CARRETA EIXO Ø 130mm

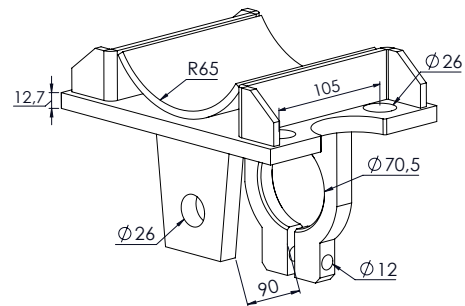


6,52Kg  
6,52Kg  
6,52Kg

**RN 019959** SAPATA INFERIOR TRUCK "A" 104mm

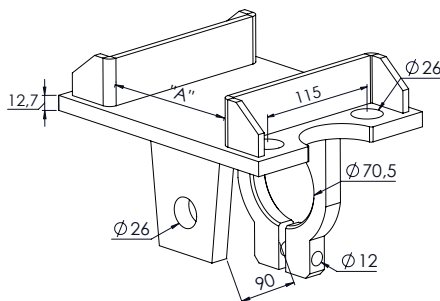
**RN 019960** SAPATA INFERIOR TRUCK "A" 112mm

**RN 019961** SAPATA INFERIOR TRUCK "A" 120mm



7,68Kg

**RN 019965** SAPATA INFERIOR DO TRUCK EIXO Ø 130mm

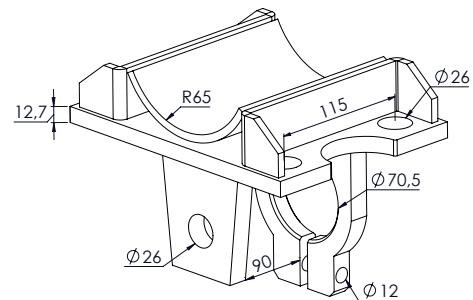


6,26Kg  
6,26Kg  
6,26Kg

**RN 0174** SAPATA INFERIOR CARRETA "A" 104mm

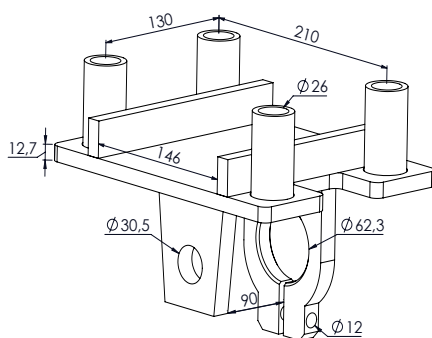
**RN 0175** SAPATA INFERIOR CARRETA "A" 120mm

**RN 0175A** SAPATA INFERIOR CARRETA "A" 112mm



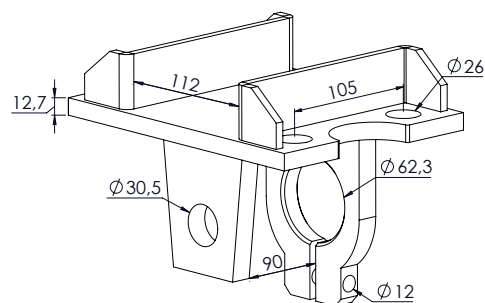
7,37Kg

**RN 0175R** SAPATA INFERIOR DA CARRETA EIXO Ø 130mm



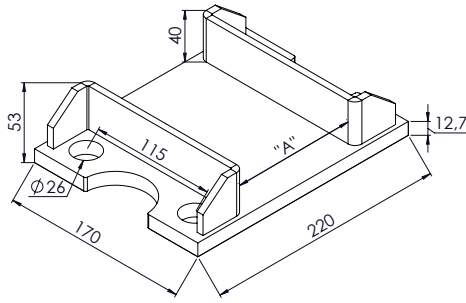
9,09Kg

**RN 019921** SAPATA TE LS PARA SCANIA EIXO 146mm



6,45Kg

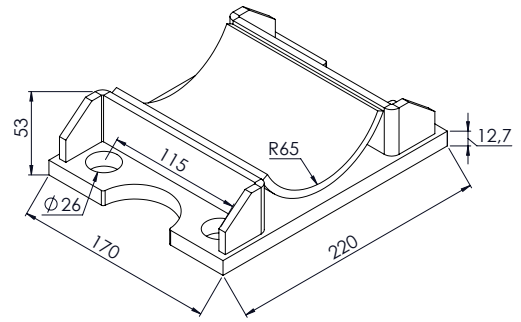
**RN 019930** SAPATA INFERIOR TRUCK EIXO 112mm



4,27Kg

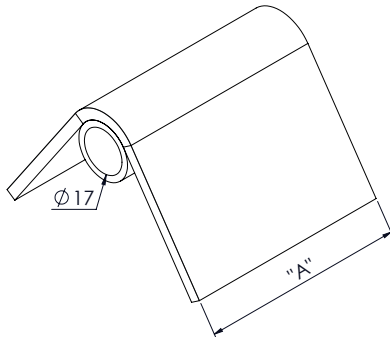
**RN 0159** SAPATA INFERIOR CARRETA "A" 112mm

**RN 0159A** SAPATA INFERIOR CARRETA "A" 118mm



5,38Kg

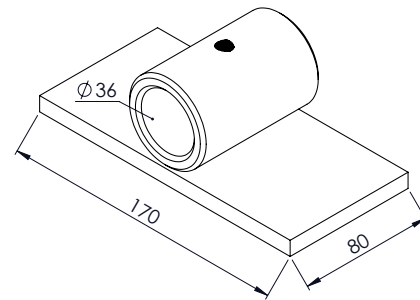
**RN 0159R** SAPATA INFERIOR CARRETA EIXO Ø 130mm



0,50Kg  
0,46Kg

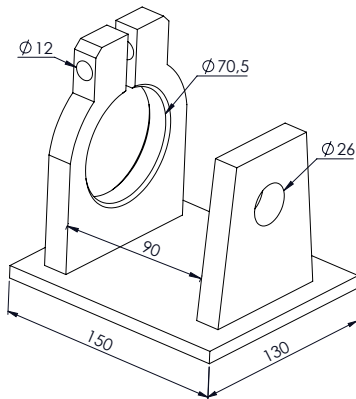
**RN 0192** DESLIZANTE MOLA TRUCK "A" 80mm

**RN 0193** DESLIZANTE MOLA CARRETA "A" 90mm



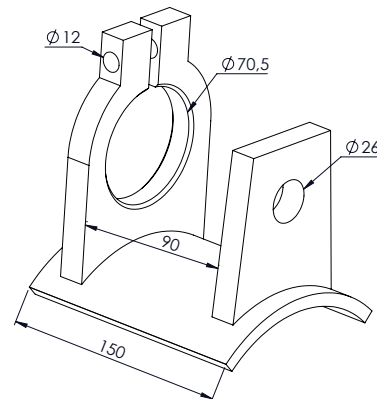
1,71Kg

**RN 0141** DESLIZANTE SUPORTE TRASEIRO



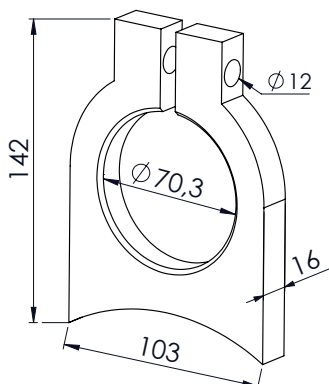
3,18Kg

**RN 0112** MANCAL TENSOR COM BASE RETA



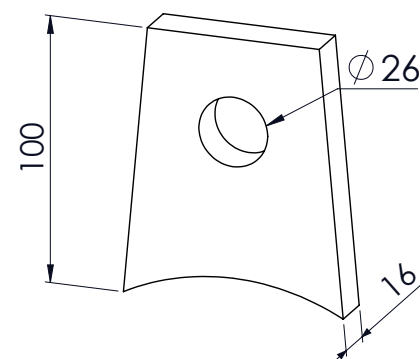
3,01Kg

**RN 0151** MANCAL TENSOR COM BASE CURVA



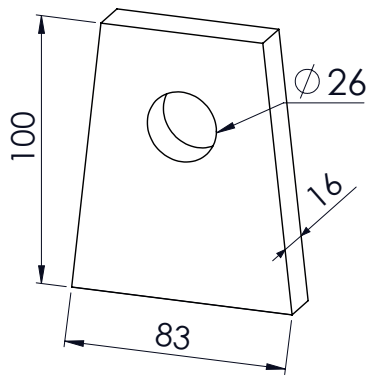
0,93Kg

**RN 0152** MANCAL EXTERNO TENSOR CURVO



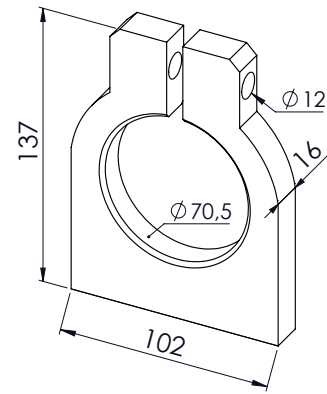
0,77Kg

**RN 0153** MANCAL INTERNO TENSOR CURVO



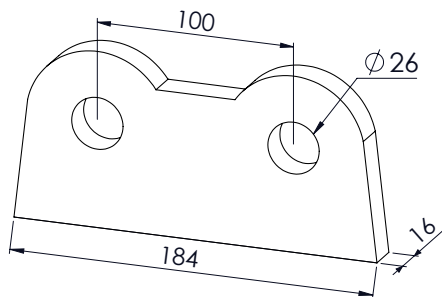
0,91Kg

**RN 0110** MANCAL INTERNO TENSOR RETO



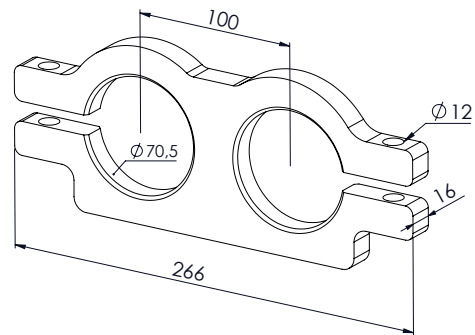
0,98Kg

**RN 0111** MANCAL EXTERNO TENSOR RETO



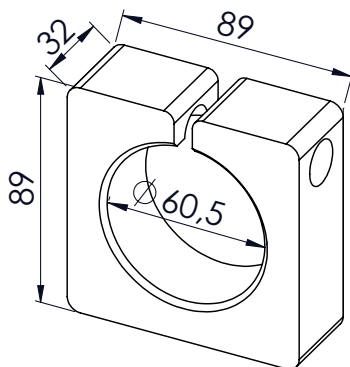
1,66Kg

**RN 0118** MANCAL INTERNO DUPLO TENSOR



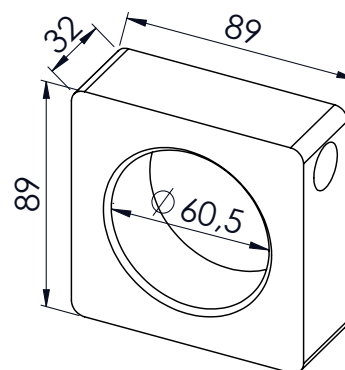
1,88Kg

**RN 0119** MANCAL EXTERNO DUPLO TENSOR



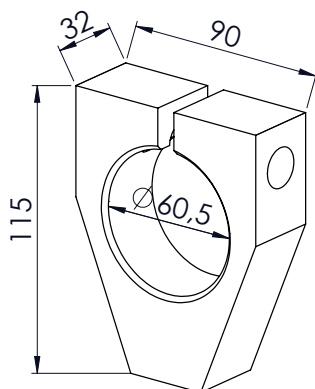
1,09Kg

**RN 0114** MANCAL INTERNO BALANÇA Ø 60mm



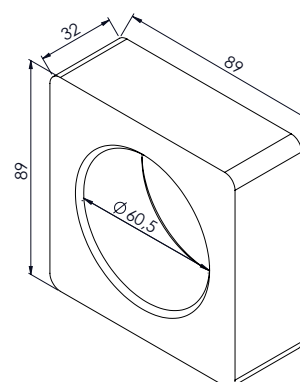
1,12Kg

**RN 0115** MANCAL INTERNO BALANÇA Ø 60mm FECHADO



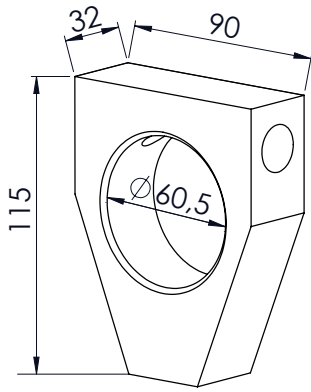
1,20Kg

**RN 0116** MANCAL EXTERNO BALANÇA Ø 60mm



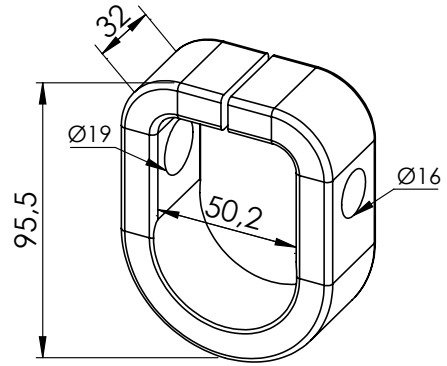
1,24Kg

**RN 0196** MANCAL DO PINO BALANÇA Ø 60mm SEM TRAVA



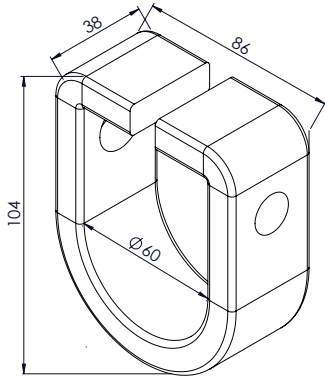
1,30Kg

**RN 0117** MANCAL EXTERNO BALANÇA Ø 60mm FECHADO



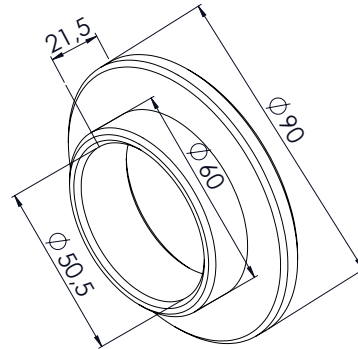
0,66Kg

**RN 0154** MANCAL SUPORTE CENTRAL Ø 50,2mm



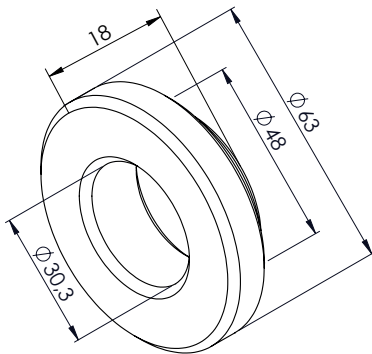
0,98Kg

**RN 0180** MANCAL SUPORTE CENTRAL CARRETA Ø 60mm



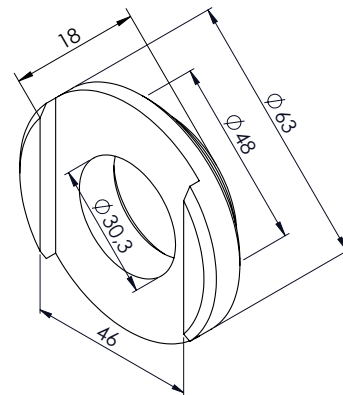
0,31Kg

**RN 019919** MANCAL PINO SUPORTE TE LS Ø 50mm



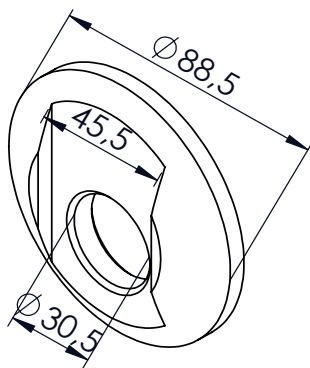
0,26Kg

**RN 019922ME** MANCAL EXTERNO SUPORTE SR 2007



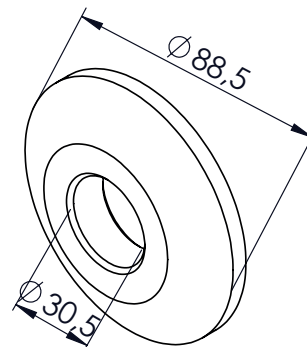
0,19Kg

**RN 019922MI** MANCAL INTERNO SUPORTE SR 2007



0,91Kg

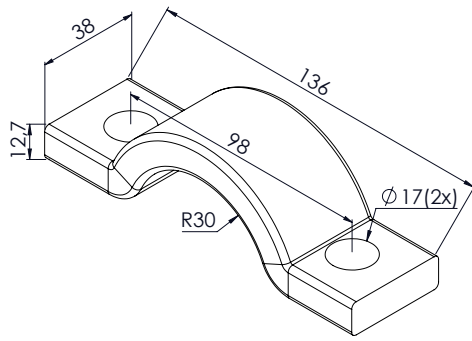
**SP 3258** ARRUELA EXCÊNTRICA DA SUSPENSÃO A AR



0,98Kg

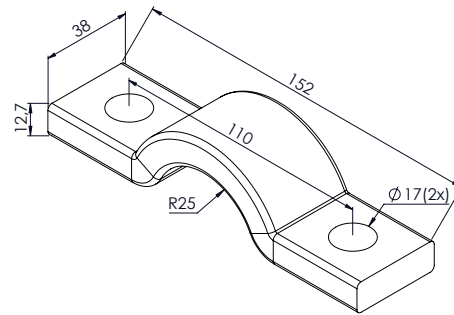
**SP 3259** ARRUELA LISA DA SUSPENSÃO A AR





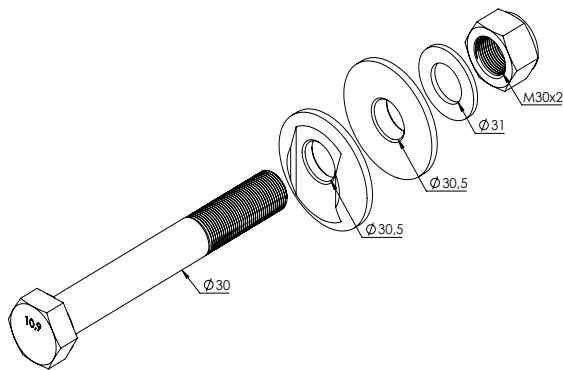
0,57Kg

**RN 0109** SEMI MANCAL PINO Ø 60mm



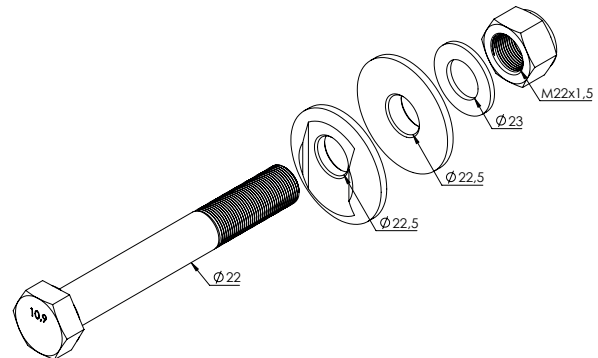
0,60Kg

**RN 0155** SEMI MANCAL PINO Ø 50mm



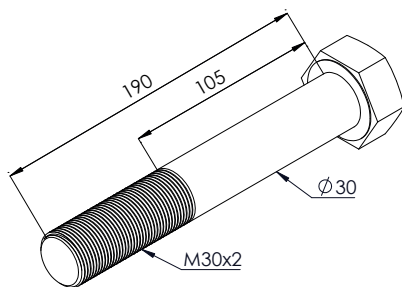
2,63Kg

**SP 3257** KIT ALINHAMENTO SUSP. PNEUMÁTICA FS250 Ø 30mm



2,05Kg

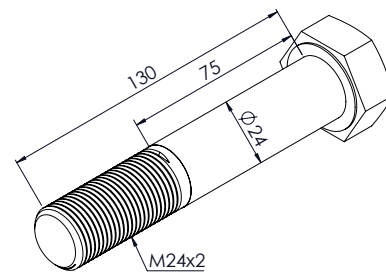
**SP 3257A** KIT ALINHAMENTO SUSP. PNEUMÁTICA FS250 Ø 22mm



1,48Kg  
1,28Kg

**RN 019924** PINO BALANÇA SR 2007 (COM PORCA)

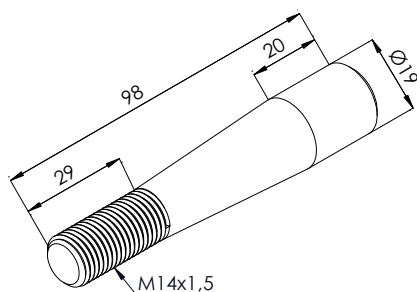
**RN 019924A** PINO BALANÇA SR 2007 (SEM PORCA)



0,57Kg  
0,67Kg

**TE 1315** PINO TENSOR SR 2000 (SEM PORCA)

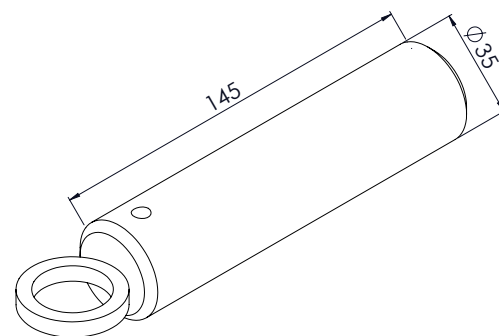
**TE 1315A** PINO TENSOR SR 2000 (COM PORCA)



0,16Kg  
0,18Kg

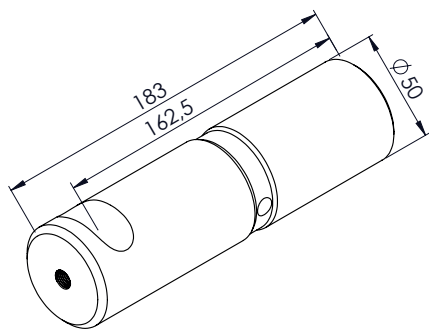
**RN 0161** PINO CÔNICO

**RN 0161A** PINO CÔNICO (COM PORCA)



1,14Kg

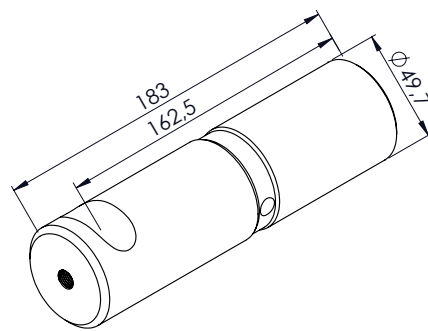
**RN 0140** PINO DESLIZANTE DO SUPORTE TRASEIRO Ø 35mm



2,72Kg

**RN 0194** PINO BALANÇA Ø 50mm

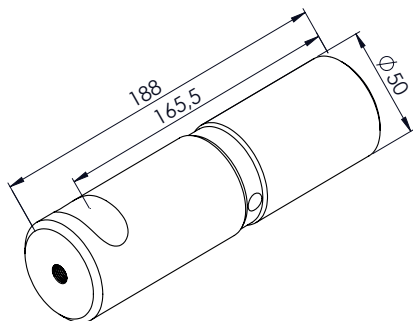
**RN 0194C** PINO BALANÇA (TEMPERADO) Ø 50mm



2,72Kg

**RN 0194B** PINO BALANÇA (TEMPERADO) Ø 49,7mm

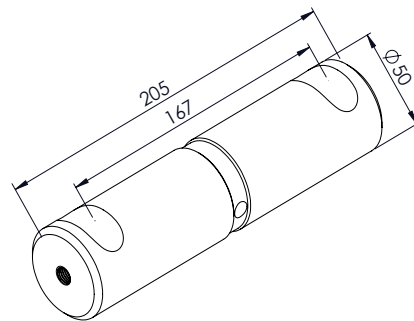
**RN 0194R** PINO BALANÇA Ø 49,7mm



2,75Kg

**GR 0414** PINO BALANÇA Ø 50mm

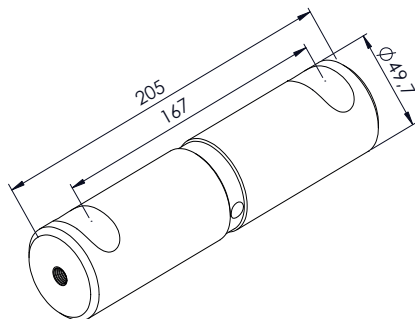
**GR 0414C** PINO BALANÇA (TEMPERADO) Ø 50mm



3,05Kg

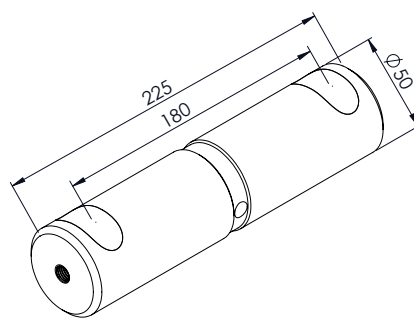
**RN 0185** PINO BALANÇA Ø 50mm

**RN 0185C** PINO BALANÇA (TEMPERADO) Ø 50mm



3,05Kg

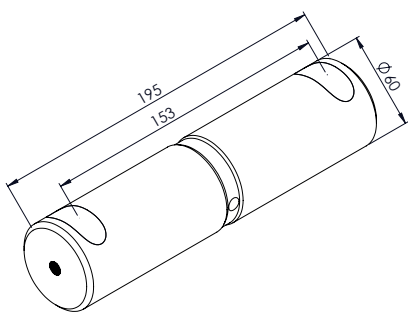
**RN 0185R** PINO BALANÇA (TEMPERADO) Ø 49,7mm



3,05Kg

**RO 0211** PINO BALANÇA Ø 50mm

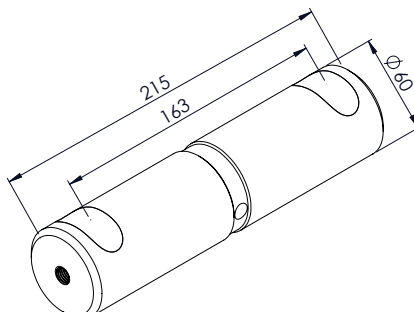
**RO 0211C** PINO BALANÇA (TEMPERADO) Ø 50mm



4,20Kg

**RN 0125** PINO BALANÇA Ø 60mm

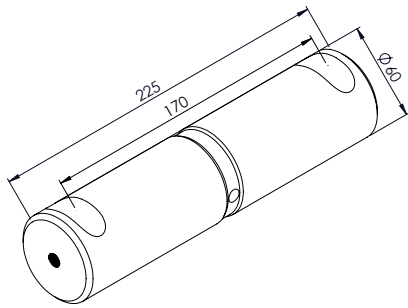
**RN 0125C** PINO BALANÇA (TEMPERADO) Ø 60mm



4,60Kg

**RN 0165** PINO BALANÇA Ø 60mm

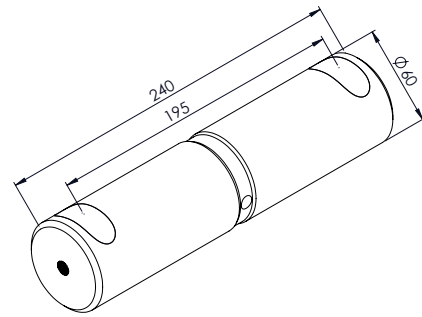
**RN 0165C** PINO BALANÇA (TEMPERADO) Ø 60mm



4,82Kg

**RN 0123** PINO BALANÇA Ø 60mm

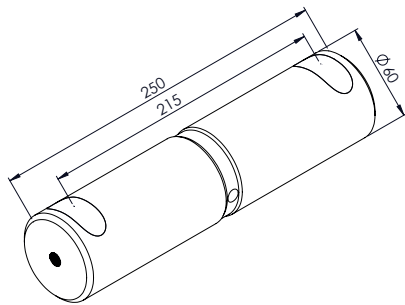
**RN 0123C** PINO BALANÇA (TEMPERADO) Ø 60mm



5,18Kg

**RN 0120** PINO BALANÇA Ø 60mm

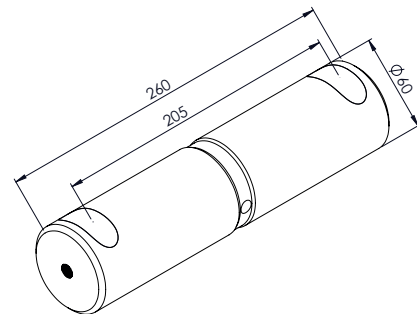
**RN 0120C** PINO BALANÇA (TEMPERADO) Ø 60mm



5,40Kg

**RN 0121** PINO BALANÇA Ø 60mm

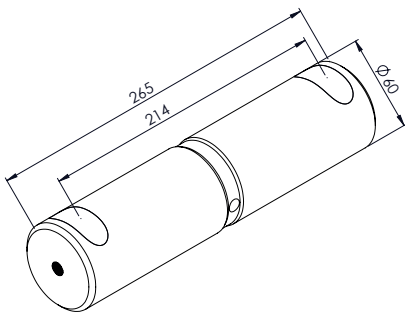
**RN 0121C** PINO BALANÇA (TEMPERADO) Ø 60mm



5,61Kg

**RN 0126** PINO BALANÇA Ø 60mm

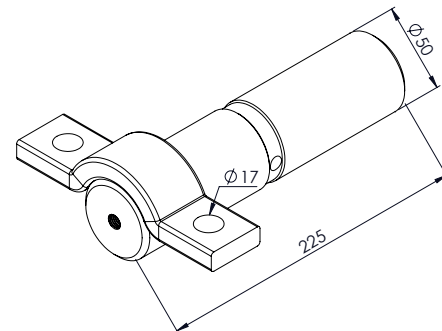
**RN 0126C** PINO BALANÇA (TEMPERADO) Ø 60mm



5,63Kg

**RN 0122** PINO BALANÇA Ø 60mm

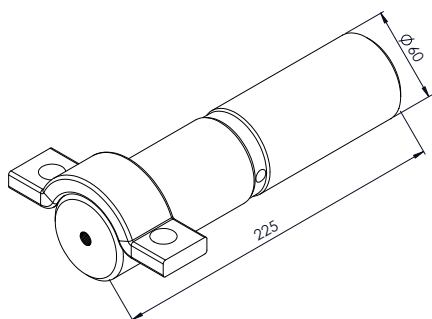
**RN 0122C** PINO BALANÇA (TEMPERADO) Ø 60mm



3,90Kg

**RN 0168** PINO BALANÇA C/ MANCAL Ø 50mm

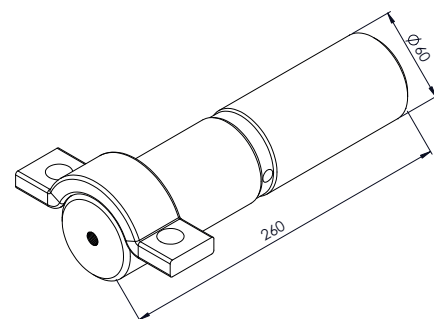
**RN 0168C** PINO BALANÇA C/ MANCAL (TEMPERADO) Ø 50mm



5,40Kg

**RN 0166** PINO BALANÇA C/ MANCAL Ø 60mm

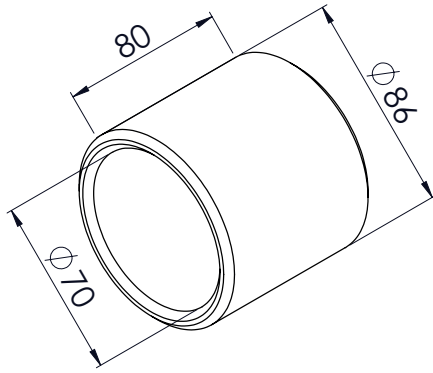
**RN 0166C** PINO BALANÇA C/ MANCAL (TEMPERADO) Ø 60mm



6,20Kg

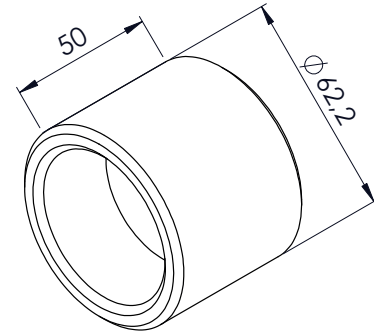
**RN 0164** PINO BALANÇA C/ MANCAL Ø 60mm

**RN 0164C** PINO BALANÇA C/ MANCAL (TEMPERADO) Ø 60mm



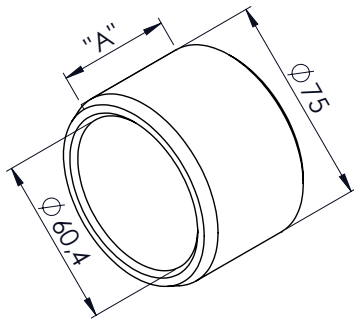
1,19Kg

**TE 1301** OLHAL DO TENSOR RANDON



0,62Kg

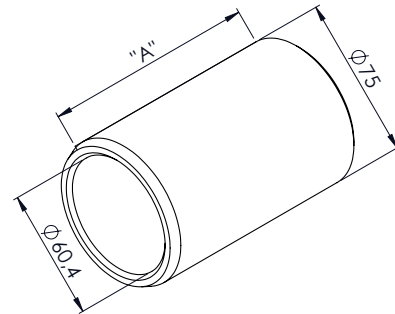
**TE 1303** OLHAL TENSOR RANDON CÔNICO



0,60Kg  
0,71Kg

**RN 0113** BUCHA INTERNA DA BALANÇA CEMENTADA "A" 50mm

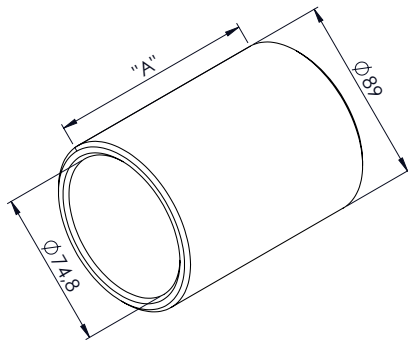
**RN 0167** BUCHA INTERNA DA BALANÇA CEMENTADA "A" 60mm



1,31Kg  
1,41Kg

**RN 0138** BUCHA INTERNA DA BALANÇA CEMENTADA "A" 120mm

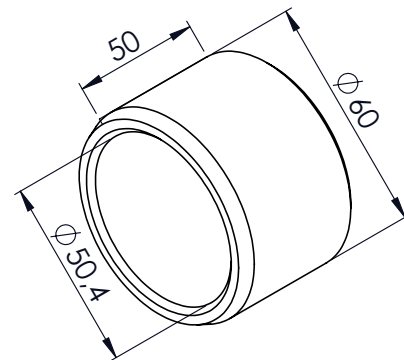
**RN 0138A** BUCHA INTERNA DA BALANÇA CEMENTADA "A" 110mm



1,70Kg  
1,66Kg

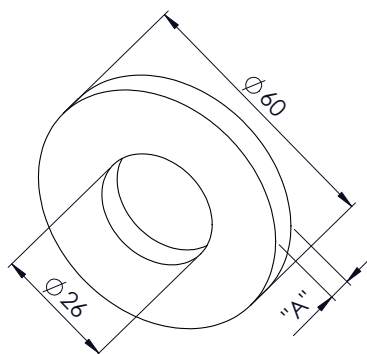
**RN 01991** BUCHA EXTERNA DA BALANÇA "A" 120mm

**RN 01992** BUCHA EXTERNA DA BALANÇA "A" 110mm



0,31Kg

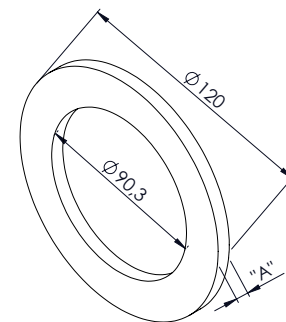
**RO 0208** BUCHA INTERNA BALANÇA (CEMENTADO) 50mm



0,17Kg  
0,07Kg

**RN 0195** ARRUELA PINO TENSOR REFORÇADA ("A" 5/16")

**RN 0195B** ARRUELA PINO TENSOR 24 X 50 X ("A" 1/4")



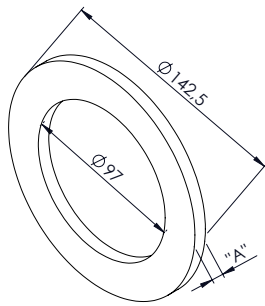
0,18Kg  
0,31Kg  
0,36Kg

**RN 0162** ARRUELA DE ENCOSTO BALANÇA ("A" 3/16")

**RN 0162A** ARRUELA DE ENCOSTO BALANÇA ("A" 5/16")

**RN 0162B** ARRUELA DE ENCOSTO BALANÇA ("A" 3/8")





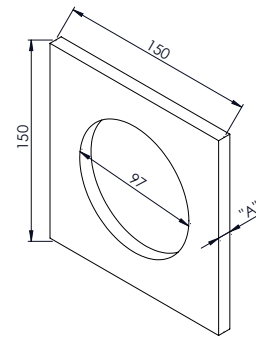
0,42Kg  
0,53Kg  
0,32Kg  
0,63Kg

**RN 0163** ARRUELA DE ENCOSTO EXTERNO BALANÇA ("A" 1/4")

**RN 0163A** ARRUELA DE ENCOSTO EXTERNO BALANÇA ("A" 5/16")

**RN 0163B** ARRUELA DE ENCOSTO EXTERNO BALANÇA ("A" 3/16")

**RN 0163C** ARRUELA DE ENCOSTO EXTERNO BALANÇA ("A" 3/8")

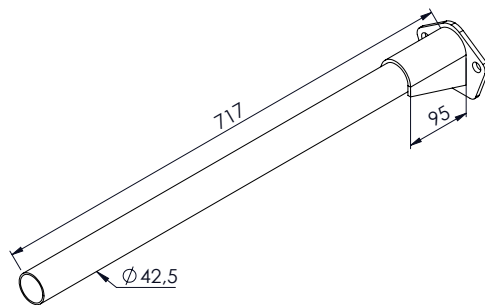


0,56Kg  
0,75Kg  
0,94Kg

**RN 019971** ARRUELA QUADRADA DA BALANÇA ("A" 3/16")

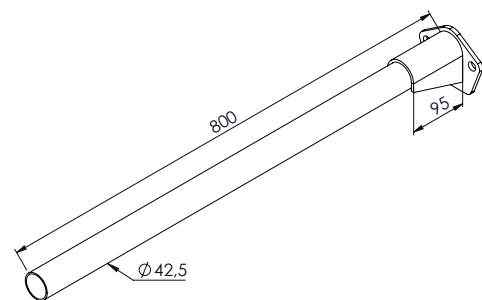
**RN 019972** ARRUELA QUADRADA DA BALANÇA ("A" 1/4")

**RN 019973** ARRUELA QUADRADA DA BALANÇA ("A" 5/16")



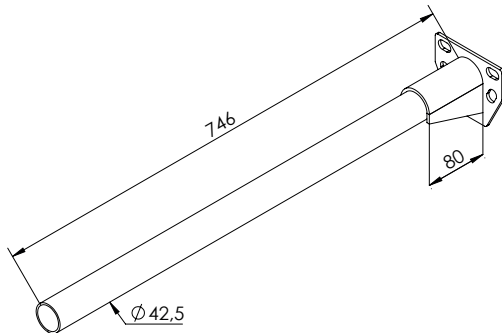
2,21Kg

**SU 1060** SUPORTE DO PARALAMA 717mm



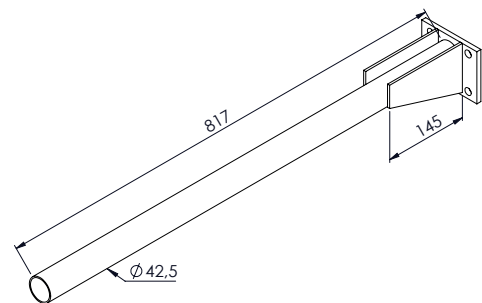
2,39Kg

**SU 1060A** SUPORTE DO PARALAMA 800mm



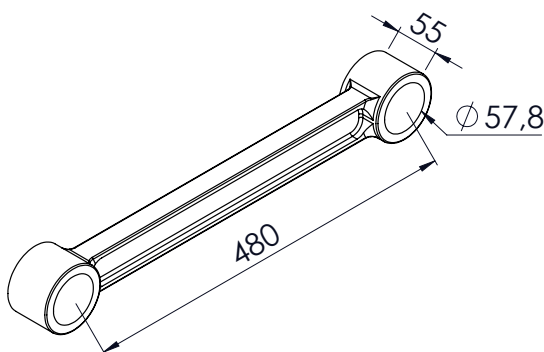
2,30Kg

**SU 1130** SUPORTE DO PARALAMA UNIVERSAL 746mm



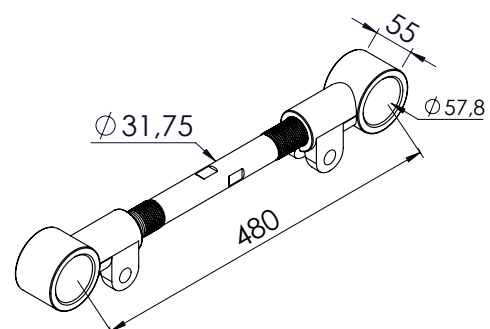
3,15Kg

**RN 0183** SUPORTE DO PARALAMA SCANIA 112



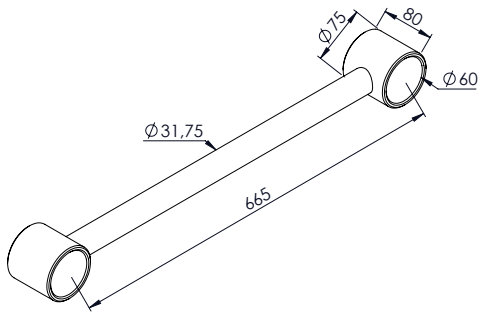
3,69Kg

**SU 1025** TENSOR FIXO SR 2000 COM 480mm



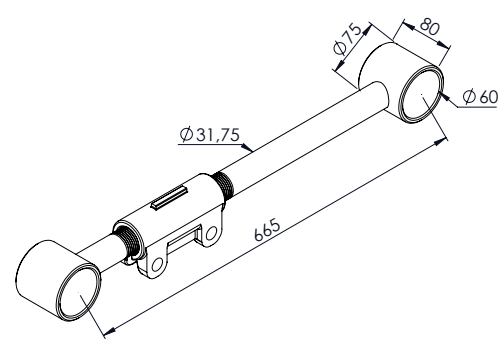
5,88Kg

**SU 1026** TENSOR REGULÁVEL 1.1/4" COM 480mm



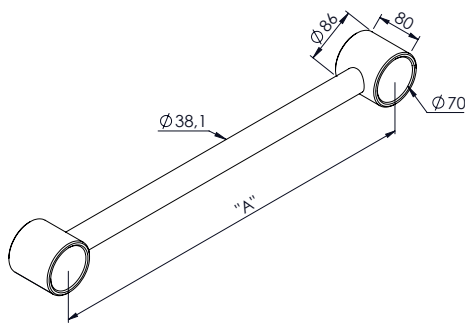
5,83Kg

**RN 019931** TENSOR FIXO 1.1/4" COM 665mm



7,21Kg

**RN 019932** TENSOR REGULÁVEL 1.1/4" COM 665mm



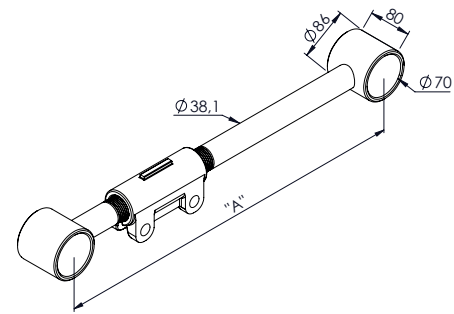
7,53Kg  
8,35Kg  
7,00Kg  
7,35Kg

**RN 019951** TENSOR FIXO 1.1/2" "A" 650mm

**RN 019952** TENSOR FIXO 1.1/2" "A" 740mm

**RN 019953** TENSOR FIXO 1.1/2" "A" 580mm

**RN 019954** TENSOR FIXO 1.1/2" "A" 630mm



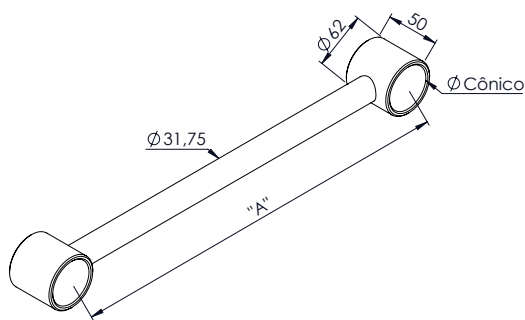
9,20Kg  
10,05Kg  
8,74Kg  
9,02Kg

**RN 019955** TENSOR REGULÁVEL 1.1/2" "A" 650mm

**RN 019956** TENSOR REGULÁVEL 1.1/2" "A" 740mm

**RN 019957** TENSOR REGULÁVEL 1.1/2" "A" 580mm

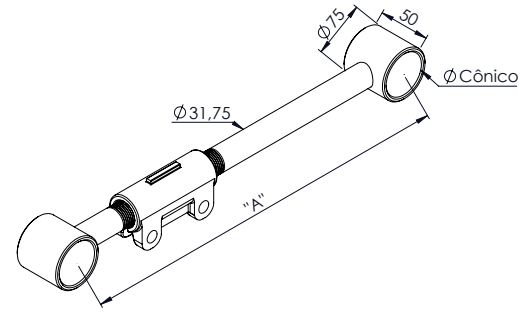
**RN 019958** TENSOR REGULÁVEL 1.1/2" "A" 630mm



3,69Kg  
4,01Kg

**RN 019967** TENSOR FIXO BUCHA CÔNICA 1.1/4" "A" 480mm

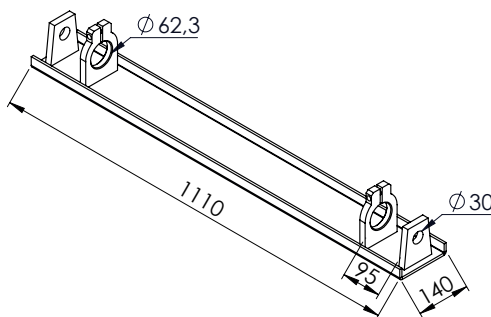
**RN 019968** TENSOR FIXO BUCHA CÔNICA 1.1/4" "A" 530mm



5,29Kg  
5,61Kg

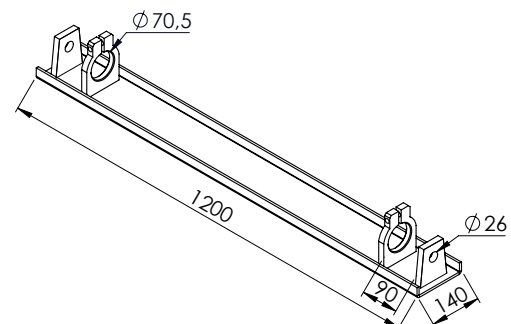
**RN 019969** TE. REGULÁVEL BUCHA CÔNICA 1.1/4" "A" 480mm

**RN 019970** TE. REGULÁVEL BUCHA CÔNICA 1.1/4" "A" 530mm



13,52Kg

**RN 019920** TRAVESSA DA LIGAÇÃO DO CAVALO

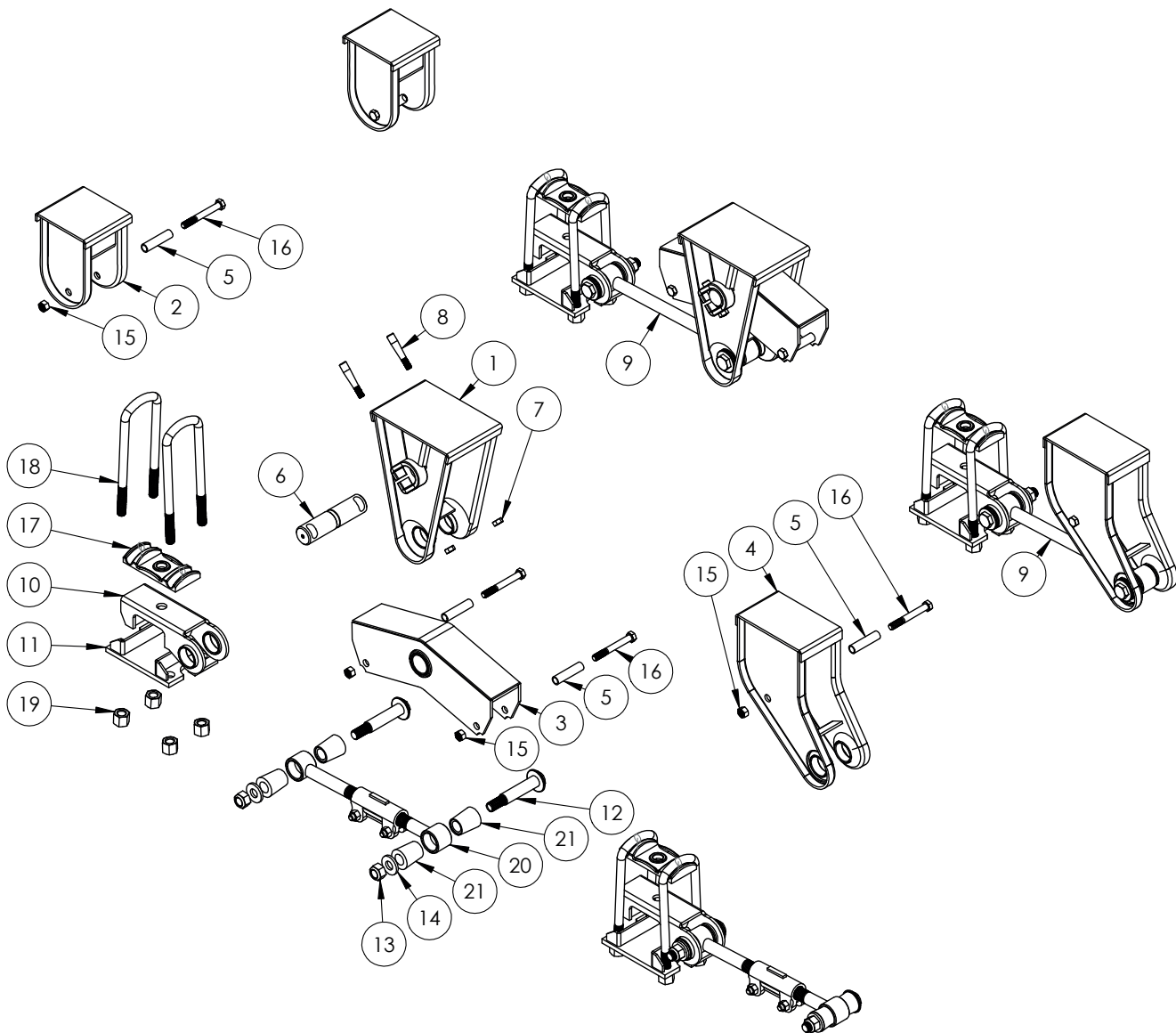


14,38Kg

**RN 0156** TRAVESSA DA LIGAÇÃO DO TRUCK



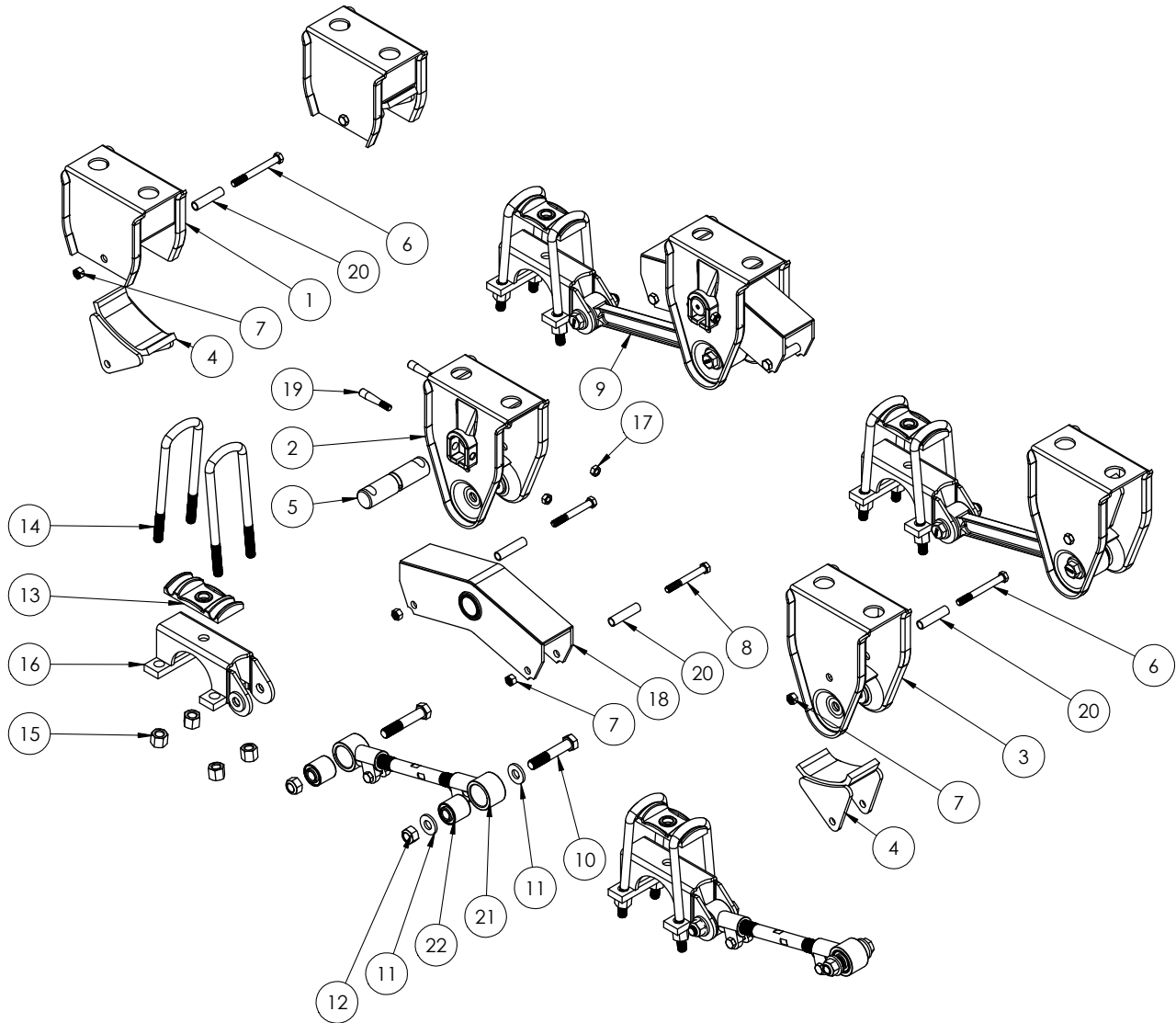
\*AS MARCAS E CÓDIGOS CITADOS SÃO UTILIZADOS MERAMENTE COMO REFERÊNCIAS. OS VALORES DOS PESOS SÃO APROXIMADOS.



## SUSPENSÃO SEMIREBOQUE RANDON SUPER LEVE

NÚMERO	CÓDIGO	DESCRIÇÃO
1	RN 0171	SUPORTE CENTRAL
2	RN 0172	SUPORTE TRASEIRO
3	RN 0103	BALANÇA
4	RN 0173	SUPORTE DIANTEIRO
5	DV 1791	ESPAÇADOR DA AGULHA
6	RN 0185C	PINO BALANÇA (TEMPERADO)
7	PO 2013	PO. SX. M14 X 1,50 (MB)
8	RN 0161	PINO CÔNICO
9	RN 019967	TENSOR FIXO 480mm
10	RN 0108	SAPATA DO EIXO DOBRADA
11	RN 0159	SAPATA INFERIOR 112mm

NÚMERO	CÓDIGO	DESCRIÇÃO
12	TE 1314	PINO TENSOR
13	PO 2022	PO SX. M24 X 2 (MB) NYB ZB
14	RN 0195	ARRUELA
15	PO 2005	PO. SX. 5/8" UNC NYB ZB
16	PF 1008	PF. SX. 5/8" UNC RP X 5"
17	DV 1492	GUIA DE GRAMPO
18	GP 7892360	GRAMPO 7/8" x 92 x 360mm
19	PO 2007	PO. SX. 7/8" UNF DPL
20	RN 019969	TENSOR REGULÁVEL 480mm
21	BU 1207	BUCHA



**SUSPENSÃO SEMIREBOQUE 2000 RANDON**

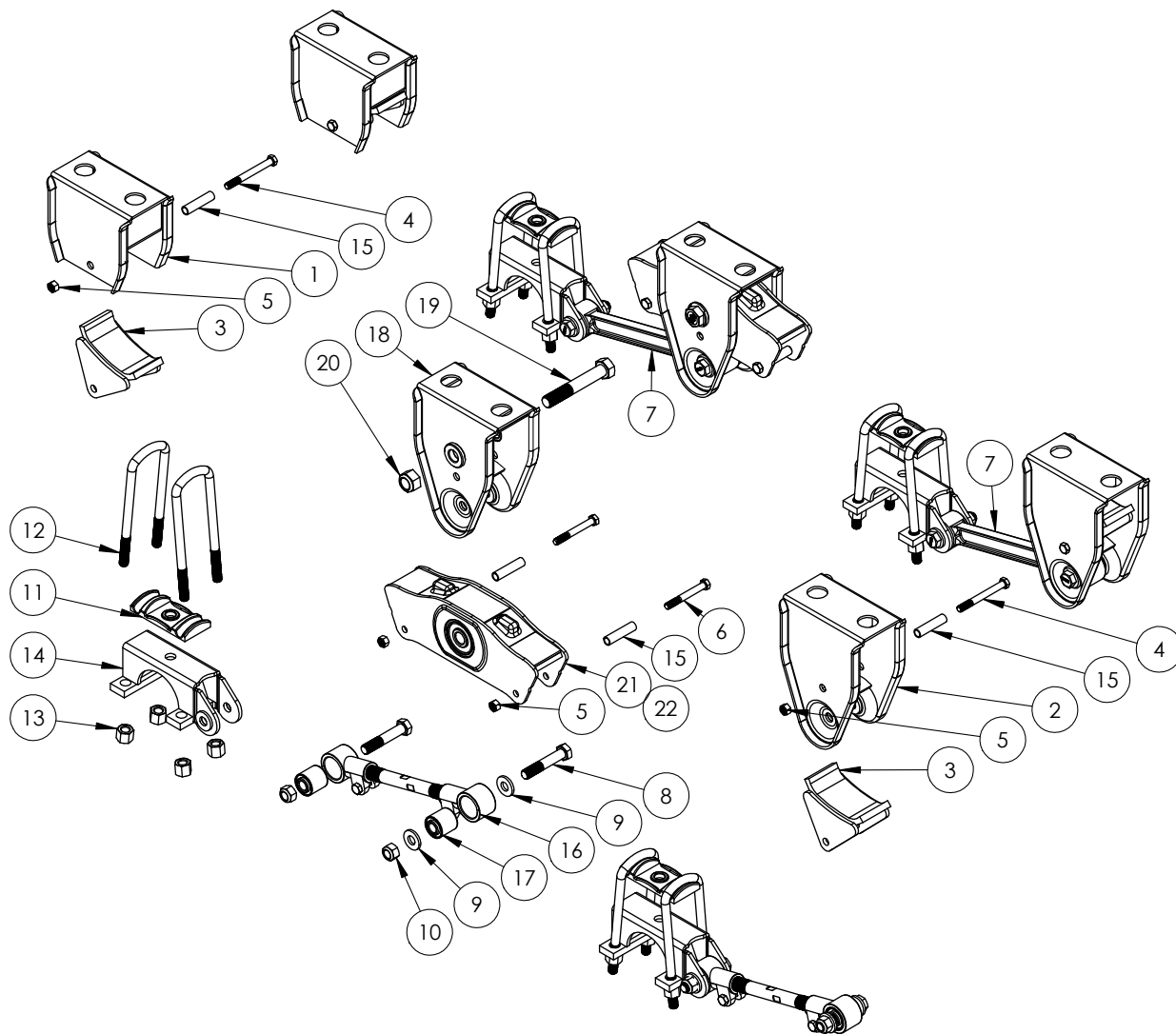
NÚMERO	CÓDIGO	DESCRIÇÃO
1	SU 1019	SUPORTE TRASEIRO
2	SU 1018	SUPORTE CENTRAL
3	SU 1017	SUPORTE DIANTEIRO
4	SU 1020	DESLIZANTE
5	RN 0185C	PINO BALANÇA (TEMPERADO)
6	PF 1009	PF. SX. 5/8" UNC RP X 6"
7	PO 2005	PO. SX. 5/8" UNC NYB ZB
8	PF 1008	PF. SX. 5/8" UNC RP X 5"
9	SU 1025	TENSOR FIXO 480mm
10	TE 1315	PINO TENSOR
11	RN 0195	ARRUELA

NÚMERO	CÓDIGO	DESCRIÇÃO
12	PO 2022	PO. SX. M24 X 2 (MB) NYB ZB
13	DV 1492	GUIA DE GRAMPO
14	GP 7892360	GRAMPO 7/8" x 92 x 360mm
15	PO 2007	PO. SX. 7/8" UNF DPL
16	SU 1023A	SAPATA SUPERIOR
17	PO 2013	PO. SX. M14 X 1,50 (MB)
18	RN 0103	BALANÇA
19	RN 0161	PINO CÔNICO
20	DV 1791	ESPAÇADOR DA AGULHA
21	SU 1026	TENSOR REGULÁVEL 480mm
22	BU 1209	BUCHA

\*AS MARCAS E CÓDIGOS CITADOS SÃO UTILIZADOS MERAMENTE COMO REFERÊNCIAS. OS VALORES DOS PESOS SÃO APROXIMADOS.



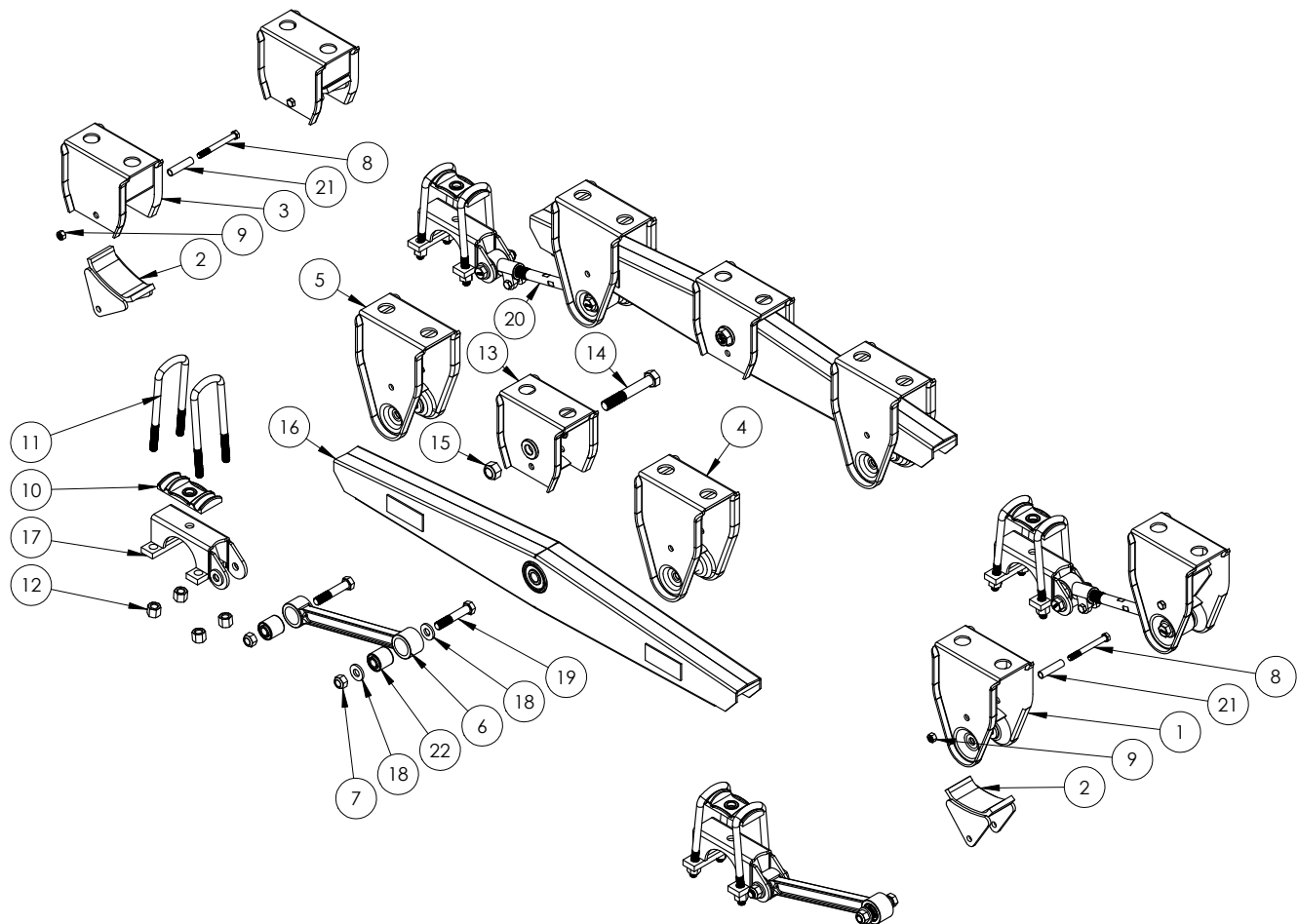
\*AS MARCAS E CÓDIGOS CITADOS SÃO UTILIZADOS MERAMENTE COMO REFERÊNCIAS. OS VALORES DOS PESOS SÃO APROXIMADOS.



## SUSPENSÃO SEMIREBOQUE LUBFREE RANDON

NÚMERO	CÓDIGO	DESCRIÇÃO
1	SU 1019	SUPORTE TRASEIRO
2	SU 1017	SUPORTE DIANTEIRO
3	SU 1020	DESLIZANTE
4	PF 1009	PF. SX. 5/8" UNC RP X 6"
5	PO 2005	PO. SX. 5/8" UNC NYB ZB
6	PF 1008	PF. SX. 5/8" UNC RP X 5"
7	SU 1025	TENSOR FIXO 480mm
8	TE 1315	PINO TENSOR
9	RN 0195	ARRUELA
10	PO 2022	PO. SX. M24 X 2 (MB) NYB ZB
11	DV 1492	GUIA DE GRAMPO

NÚMERO	CÓDIGO	DESCRIÇÃO
12	GP 7892360	GRAMPO 7/8" x 92 x 360mm
13	PO 2007	PO. SX. 7/8" UNF DPL
14	SU 1023A	SAPATA SUPERIOR
15	DV 1791	ESPAÇADOR DE AGULHA
16	SU 1026	TENSOR REGULÁVEL 480mm
17	BU 1209	BUCHA
18	RN 019922	SUPORTE CENTRAL
19	RN 019924A	PINO BALANÇA
20	PO 2024	PO. SX. M30 X 2 (MB) NYB ZB
21	RN 019950	BALANÇA CARRETA 2012
22	RN 019927	BALANÇA CARRETA 2007

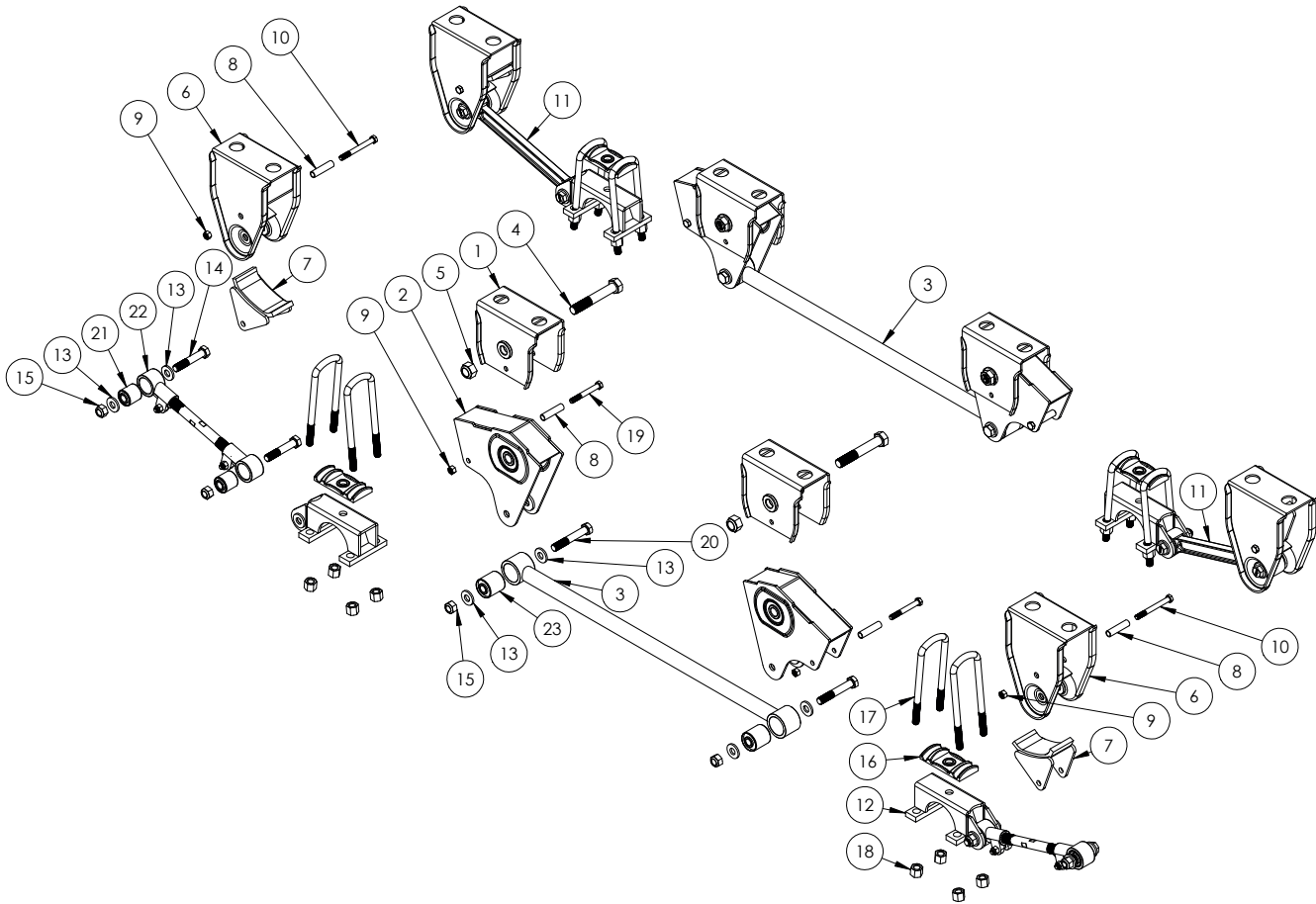


**SUSPENSÃO DISTÂNCIADA LUBFREE RANDON**

NÚMERO	CÓDIGO	DESCRIÇÃO
1	SU 1017	SUPORTE DIANTEIRO
2	SU 1020	DESLIZANTE
3	SU 1019	SUPORTE TRASEIRO
4	SU 1017B	SUPORTE GUIA DIANTEIRO
5	SU 1017A	SUPORTE GUIA TRASEIRO
6	SU 1025	TENSOR FIXO 480mm
7	PO 2022	PO. SX. M24 X 2 (MB) NYB ZB
8	PF 1009	PF. SX. 5/8" UNC RP X 6"
9	PO 2005	PO. SX. 5/8" UNC NYB ZB
10	DV 1492	GUIA DE GRAMPO
11	GP 7892360	GRAMPO 7/8" x 92 x 360mm

NÚMERO	CÓDIGO	DESCRIÇÃO
12	PF 2007	PO. SX. 7/8" UNF DPL
13	RN 019985	SUPORTE CENTRAL
14	RN 019924A	PINO BALANÇA (SEM PORCA)
15	PO 2024	PO. SX. M30 X 2 (MB) NYB ZB
16	RN 019978	BALANÇA
17	SU 1023A	SAPATA SUPERIOR 130mm
18	RN 0195	ARRUELA
19	TE 1315	PINO TENSOR
20	SU 1026	TENSOR REGULÁVEL 480mm
21	DV 1791	ESPAÇADOR DA AGULHA
22	BU 1209	BUCHA

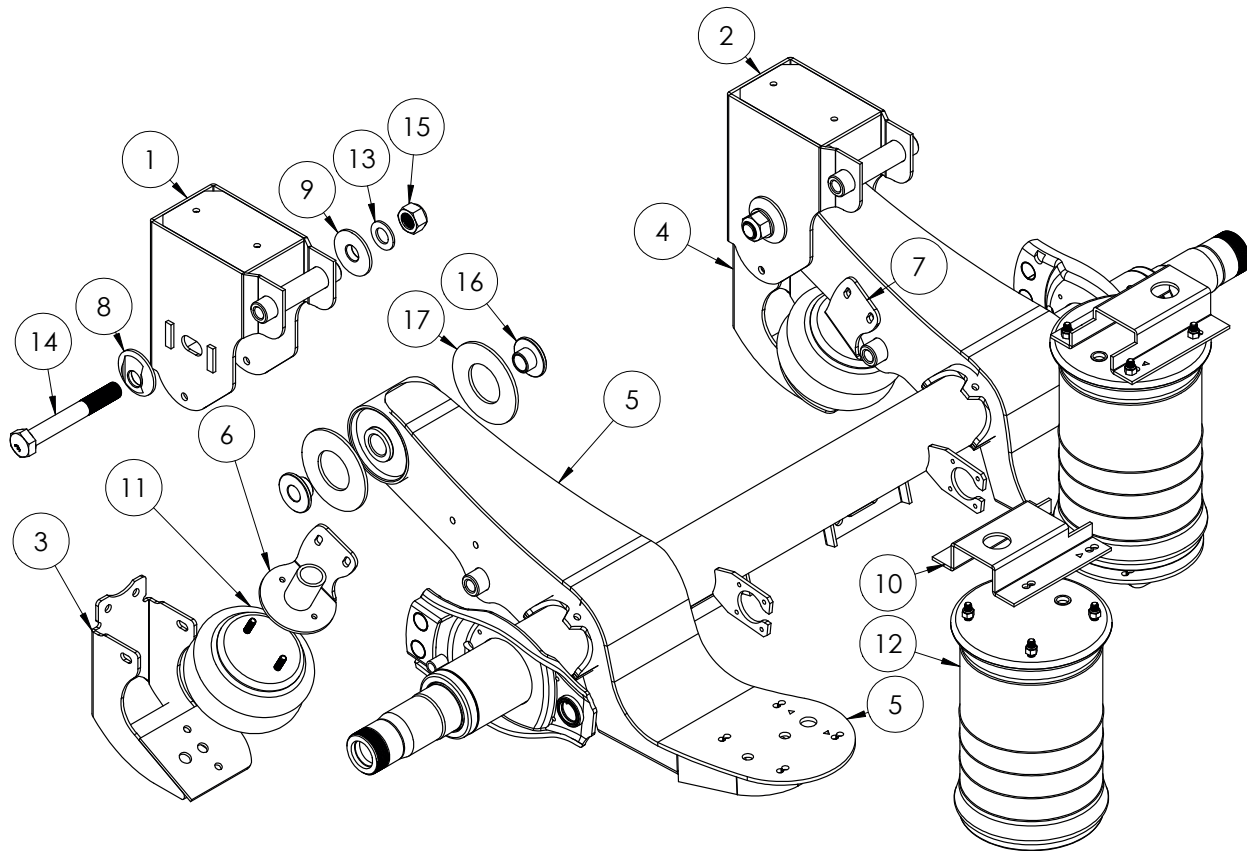
\*AS MARCAS E CÓDIGOS CITADOS SÃO UTILIZADOS MERAMENTE COMO REFERÊNCIAS. OS VALORES DOS PESOS SÃO APROXIMADOS.



## SUSPENSÃO DISTANCIADA 2E LUBFREE RANDON

NÚMERO	CÓDIGO	DESCRIÇÃO
1	RN 019980	SUPORTE CENTRAL
2	RN 019979	BALANÇA
3	RN 019997	BRAÇO EQUALIZADOR 1250mm
4	RN 019924A	PINO BALANÇA
5	PO 2024	PO. SX. M30 X 2 (MB) NYB ZB
6	SU 1017	SUPORTE DIANTEIRO
7	SU 1020	DESLIZANTE
8	DV 1791	ESPAÇADOR DA AGULHA
9	PO 2005	PO. SX. 5/8" UNC NYB ZB
10	PF 1009	PF. SX. 5/8" UNC RP X 6"
11	SU 1025	TENSOR FIXO 480mm
12	SU 1023A	SAPATA 130mm

NÚMERO	CÓDIGO	DESCRIÇÃO
13	RN 0195	ARRUELA
14	TE 1315	PINO TENSOR
15	PO 2022	PO. SX. M24 X 2 (MB) NYB ZB
16	DV 1492	GUIA DE GRAMPO
17	GP 7892360	GRAMPO 7/8" x 92 x 360mm
18	PO 2007	PO. SX. 7/8" UNF DPL
19	PF 1008	PF. SX. 5/8" UNC RP X 5"
20	PF 1048	PF. SX. M42 X 2 X 150
21	BU 1209	BUCHA
22	SU 1026	TENSOR REGULÁVEL 480mm
23	BU 1222	BUCHA DO BRAÇO EQUALIZADOR

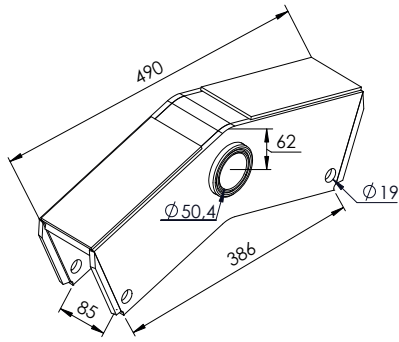


**SUSPENSÃO PNEUMÁTICA PSYS**



NÚMERO	CÓDIGO	DESCRIÇÃO
1	SP 3252LE	SUPORTE DIANTEIRO LE
2	SP 3252LD	SUPORTE DIANTEIRO LD
3	SP 3254LE	SUPORTE DIANTEIRO AUXILIAR LE
4	SP 3254LD	SUPORTE DIANTEIRO AUXILIAR LD
5.1	SP 3273LE	BRAÇO SUSPENSÃO PNEUMÁTICA FS250 LE
5.1	SP 3273LD	BRAÇO SUSPENSÃO PNEUMÁTICA FS250 LD
6	SP 3255LE	SUPORTE AUXILIAR SUPERIOR LE
7	SP 3255LD	SUPORTE AUXILIAR SUPERIOR LD
8	SP 3258	ARRUELA EXCENTRICA

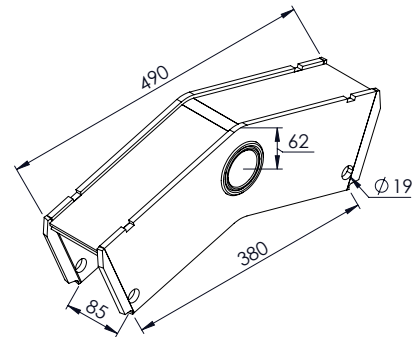
NÚMERO	CÓDIGO	DESCRIÇÃO
9	SP 3259	ARRUELA LISA
10	SP 3296	CHAPA DE FIXAÇÃO DO FOLE
11	SP 3208	MOLA PNEUMÁTICA
12	SP 3206	MOLA PNEUMÁTICA
13	SP 3262	ARRUELA DE ENCOSTO
14	PF 1015	PF. SX. M30 x 2"
15	PO 2024	PO. SX. M30 X 2 (MB) NYB ZB
16	4559	CASTANHA
17	2293	ARRUELA DE ENCOSTO DA BUCHA



14,65Kg  
15,42Kg

**SU 1007** BALANÇA DO TRUCK MB PINO Ø 50mm

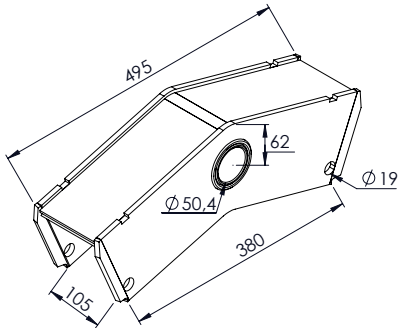
**SU 1007/60** BALANÇA DO TRUCK MB PINO Ø 50mm



14,30Kg  
15,66Kg

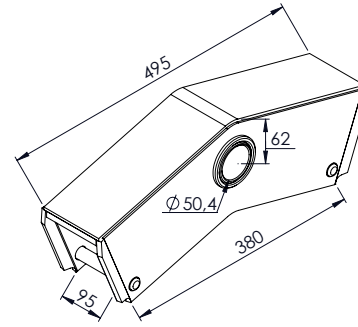
**SU 1008** BALANÇA TRUCK MB PINO Ø 50mm

**SU 1008REF** BALANÇA TRUCK 3/8" MB PINO Ø 50mm



15,48Kg

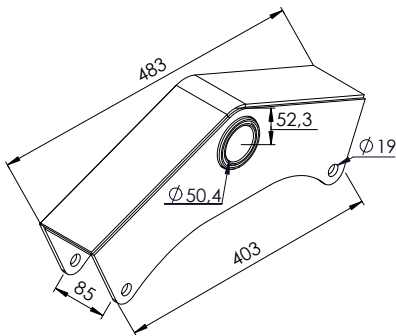
**SU 1016** BALANÇA DO TRUCK MB CAVALO PINO Ø 50mm



14,14Kg  
13,70Kg

**SU 1041** BALANÇA TRUCK FORD, VW, SCANIA E VOLVO Ø 50mm

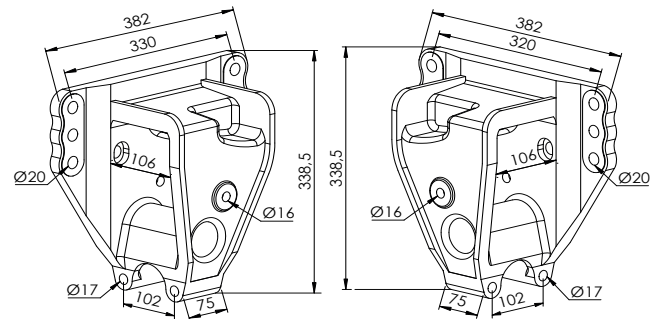
**SU 1041A** BALANÇA TRUCK (SEM FERRINHO) Ø 50mm



10,01Kg  
12,64Kg

**SU 1127** BALANÇA TRUCK MB ATEGO PINO Ø 50mm

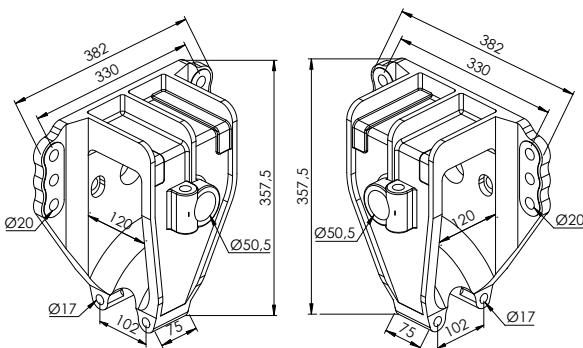
**SU 1127A** BALANÇA TRUCK 3/8" MB ATEGO PINO Ø 50mm



17,92Kg

**FU 1110LE** SUPORTE DIANTEIRO LE FUNDIDO

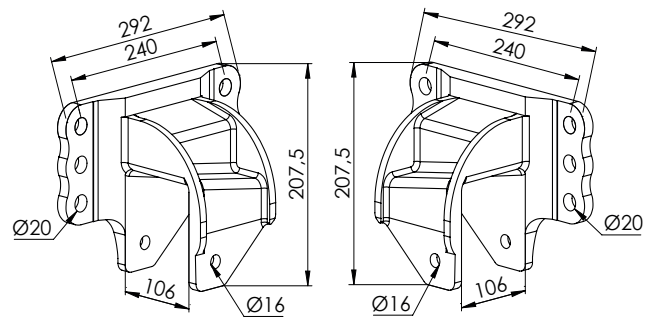
**FU 1110LD** SUPORTE DIANTEIRO LD FUNDIDO



20,48Kg

**FU 1111LE** SUPORTE CENTRAL LE FUNDIDO

**FU 1111LD** SUPORTE CENTRAL LD FUNDIDO

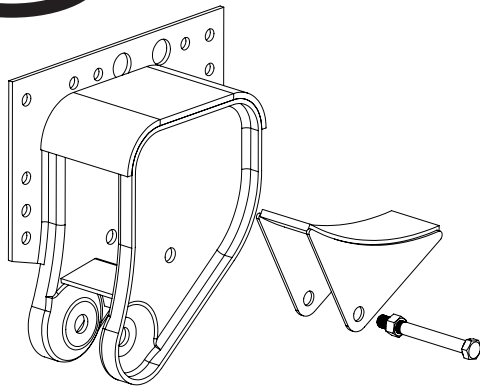


7,41Kg

**FU 1112LE** SUPORTE TRASEIRO LE FUNDIDO

**FU 1112LD** SUPORTE TRASEIRO LD FUNDIDO

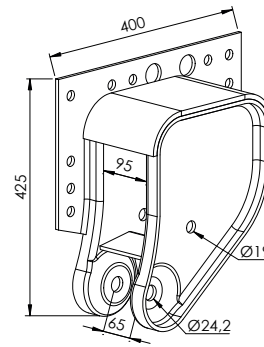




21,13Kg

**SU 1001LE** KIT DIANTEIRO LE DO TRUCK MB

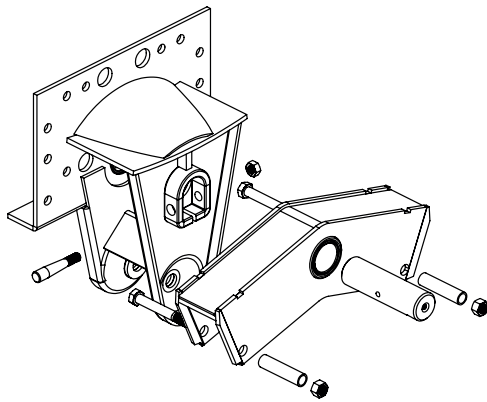
**SU 1001LD** KIT DIANTEIRO LD DO TRUCK MB



18,25Kg

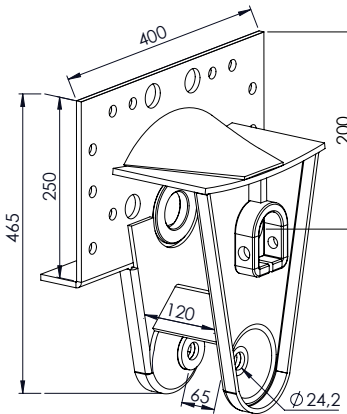
**SU 1004LE** SUPORTE DIANTEIRO LE DO TRUCK MB

**SU 1004LD** SUPORTE DIANTEIRO LD DO TRUCK MB



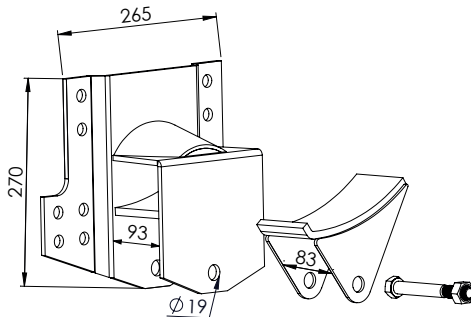
37,76Kg

**SU 1003** KIT CENTRAL DO TRUCK MB



19,60Kg

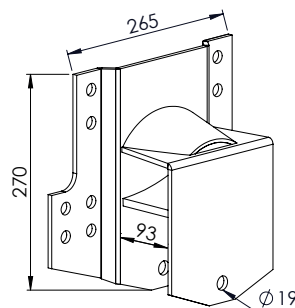
**SU 1005** SUPORTE CENTRAL DO TRUCK MB Ø 50mm



9,28Kg

**SU 1002LE** KIT TRASEIRO LE DO TRUCK MB

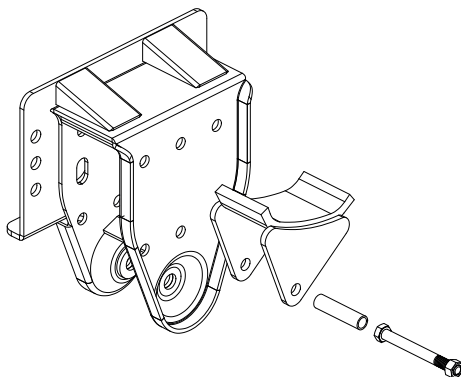
**SU 1002LD** KIT TRASEIRO LD DO TRUCK MB



7,41Kg

**SU 1006LE** SUPORTE TRASEIRO LE DO TRUCK MB

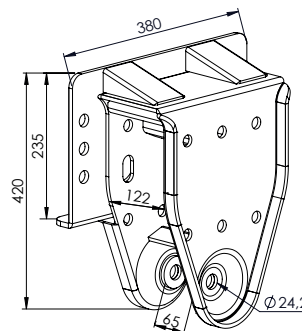
**SU 1006LD** SUPORTE TRASEIRO LD DO TRUCK MB



26,02Kg

**SU 1028KIT** KIT DIANTEIRO LE TRUCK FORD E VW

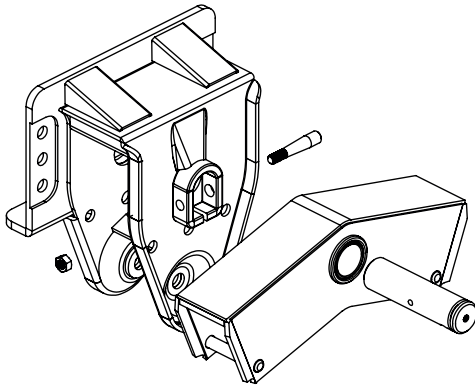
**SU 1027KIT** KIT DIANTEIRO LD TRUCK FORD E VW



20,87Kg

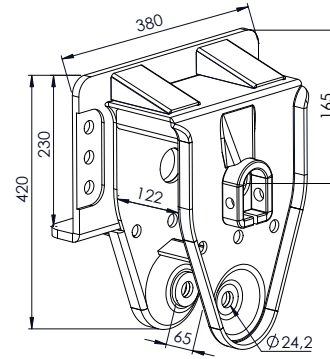
**SU 1028LE** SUPORTE DIANTEIRO LE TRUCK FORD E VW

**SU 1027LD** SUPORTE DIANTEIRO LD TRUCK FORD E VW



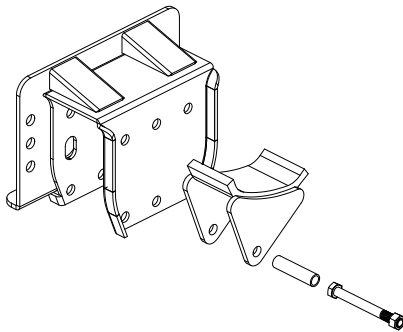
45,15Kg

**SU 1029KIT** SUPORTE CENTRAL DO TRUCK FORD E VW Ø 50mm



23,52Kg

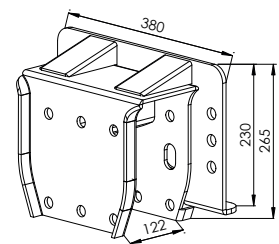
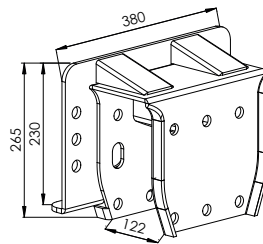
**SU 1029** SUPORTE CENTRAL DO TRUCK FORD E VW Ø 50mm



21,75Kg

**SU 1031KIT** KIT TRASEIRO LE TRUCK FORD E VW

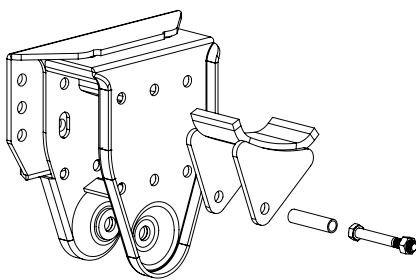
**SU 1030KIT** KIT TRASEIRO LD TRUCK FORD E VW



16,60Kg

**SU 1031LE** SUPORTE TRASEIRO LE TRUCK FORD E VW

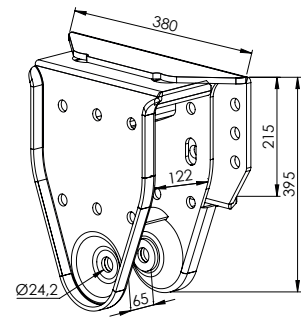
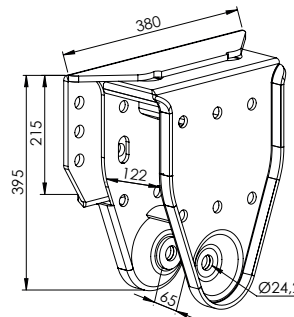
**SU 1030LD** SUPORTE TRASEIRO LD TRUCK FORD E VW



27,10Kg

**SU 1093KIT** KIT SUPORTE DIANTEIRO DO LE SCANIA E VOLVO

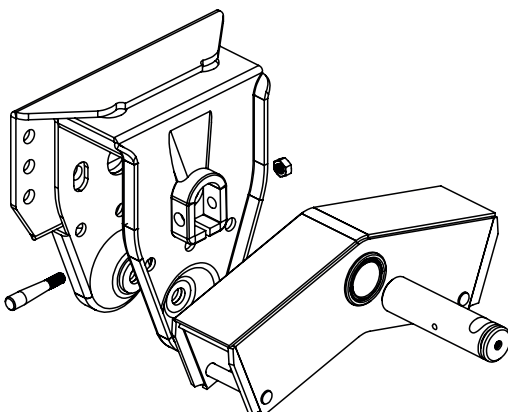
**SU 1092KIT** KIT SUPORTE DIANTEIRO DO LD SCANIA E VOLVO



21,94Kg

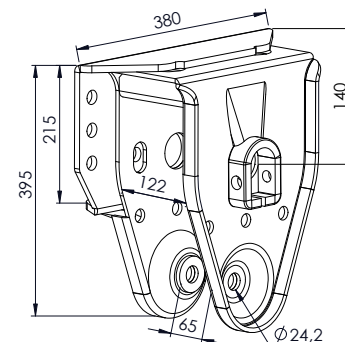
**SU 1093LE** SUPORTE DIANTEIRO LE SCANIA E VOLVO

**SU 1092LD** SUPORTE DIANTEIRO LD SCANIA E VOLVO



21,68Kg

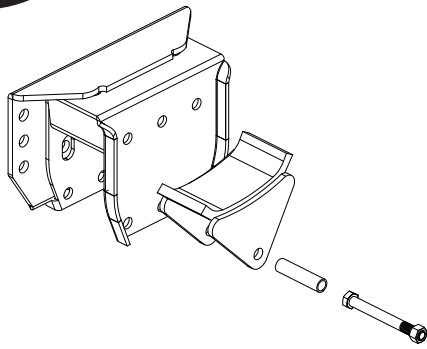
**SU 1086KIT** SUPORTE CENTRAL SCANIA E VOLVO PINO Ø 50mm



21,68Kg

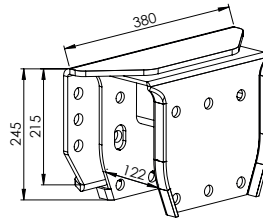
**SU 1086** SUPORTE CENTRAL SCANIA E VOLVO PINO Ø 50mm

\*AS MARCAS E CÓDIGOS CITADOS SÃO UTILIZADOS MERAMENTE COMO REFERÊNCIAS. OS VALORES DOS PESOS SÃO APROXIMADOS.



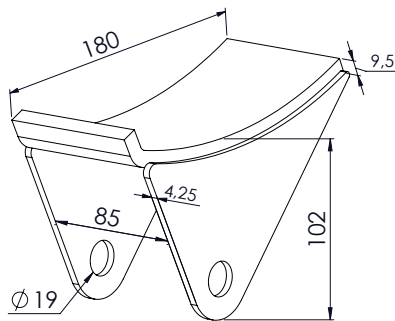
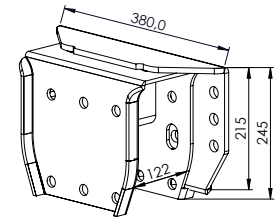
22,49Kg

**SU 1095KIT** SUPORTE TRASEIRO LE DO SCANIA E VOLVO  
**SU 1094KIT** SUPORTE TRASEIRO LD DO SCANIA E VOLVO



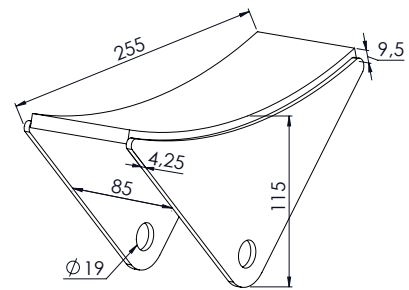
17,48Kg

**SU 1095LE** SUPORTE TRASEIRO LE DO SCANIA E VOLVO  
**SU 1094LD** SUPORTE TRASEIRO LD DO SCANIA E VOLVO



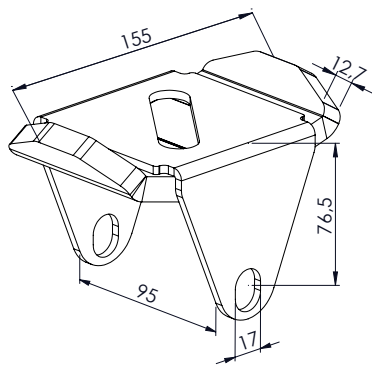
1,65Kg

**SU 1009** DESLIZANTE TRASEIRO DO TRUCK MB



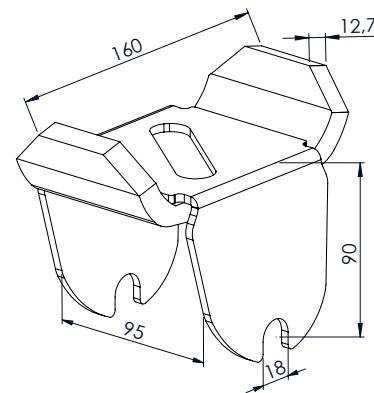
2,51Kg

**SU 1010** DESLIZANTE DIANTEIRO DO TRUCK MB



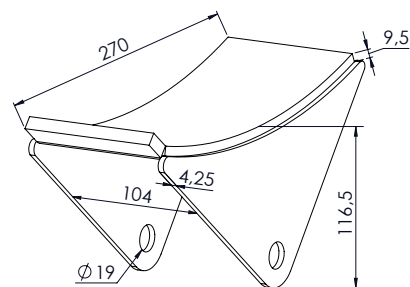
1,97Kg

**SU 1104** DESLIZANTE DO SUPORTE FUNDIDO



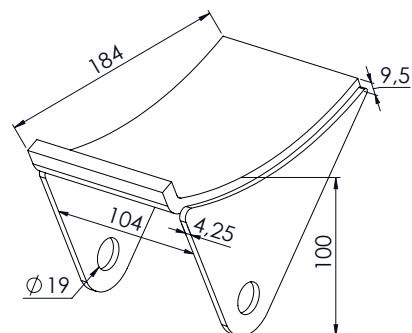
2,18Kg

**SU 1105** DESLIZANTE DO SUPORTE FUNDIDO



3,15Kg

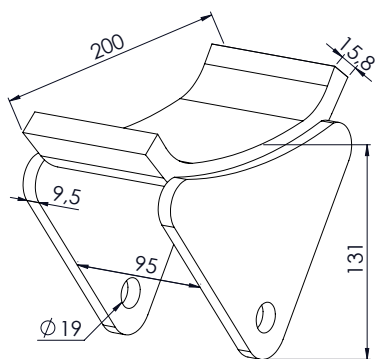
**SU 1072** DESLIZANTE DIANTEIRO DO MB 1944/38



2,14Kg

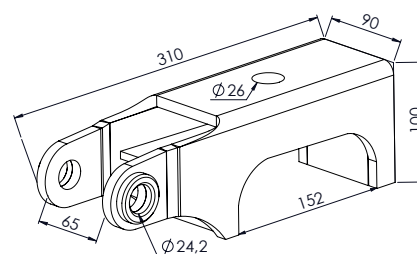
**SU 1073** DESLIZANTE TRASEIRO DO MB 1944/38

\*AS MARCAS E CÓDIGOS CITADOS SÃO UTILIZADOS MERAMENTE COMO REFERÊNCIAS. OS VALORES DOS PESOS SÃO APROXIMADOS.



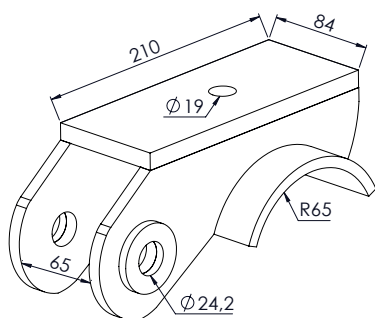
4,73Kg

**SU 1020** DESLIZANTE SR RANDON



5,00Kg

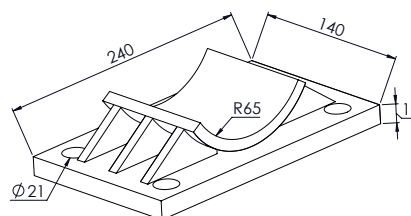
**SU 1101** SAPATA SUPERIOR TRACÇÃO VOLVO EIXO 152mm



5,30Kg  
4,68Kg

**SU 1012** SAPATA SUPERIOR TRUCK MB EIXO Ø 127mm

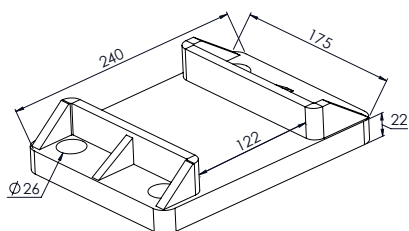
**SU 1012A** SAPATA SUPERIOR TRUCK MB EIXO QUADRADO



6,00Kg  
5,18Kg

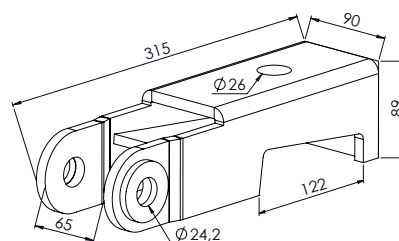
**SU 1013** SAPATA INFERIOR TRUCK MB EIXO Ø 127mm

**SU 1013A** SAPATA INFERIOR TRUCK MB EIXO QUADRADO



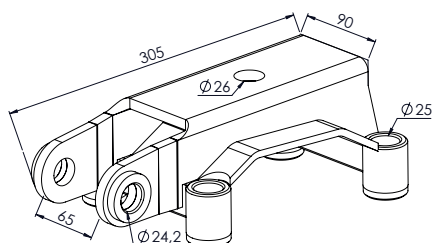
8,25Kg

**SU 1034** SAPATA INFERIOR TRACÇÃO TRUCK FORD E VW EIXO 122mm



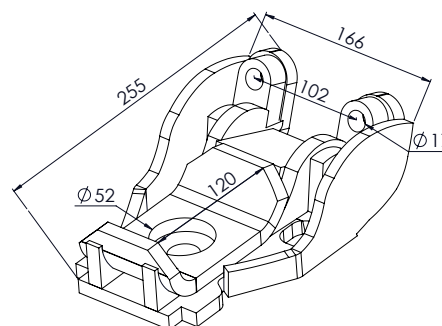
5,64Kg

**SU 1035** SAPATA SUP. TRACÇÃO TRUCK FORD E VW EIXO 122mm



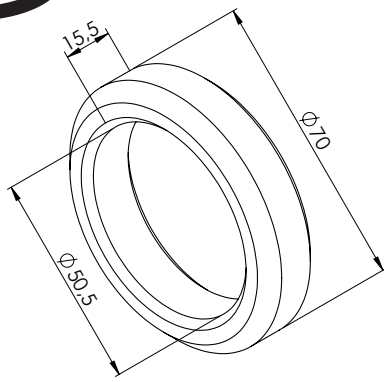
6,22Kg

**SU 1099** SAPATA SUPERIOR EIXO TRACÇÃO SCANIA



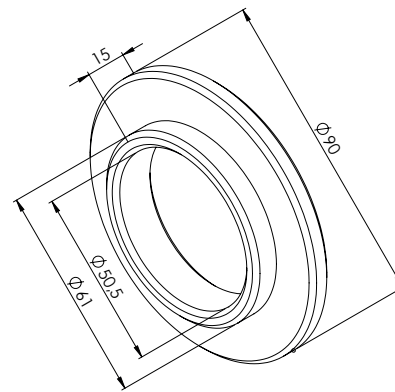
7,77Kg

**SU 1118** SAPATA TRUCK FORD E VW



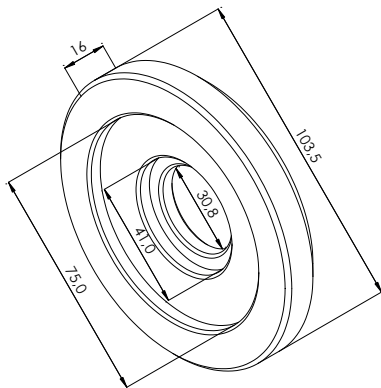
0,20Kg

**SU 1086M** MANCAL PARA RESTAURAÇÃO SUPORTE CENTRAL



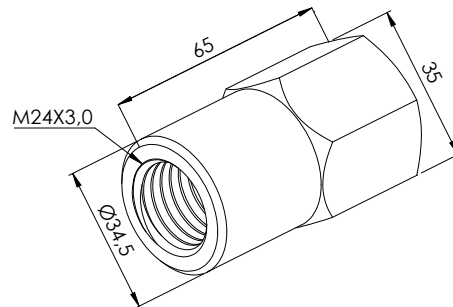
0,27Kg

**SU 1005M** MANCAL PARA RESTAURAÇÃO SUPORTE CENTRAL



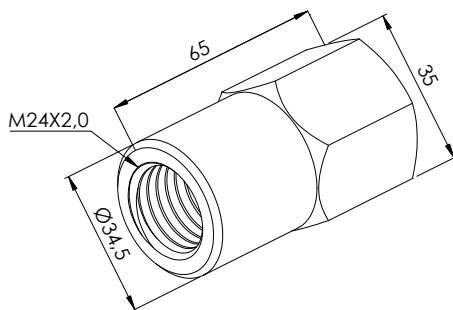
0,60Kg

**DV 1804** ARRUELA SCANIA SUSPENSÃO A AR



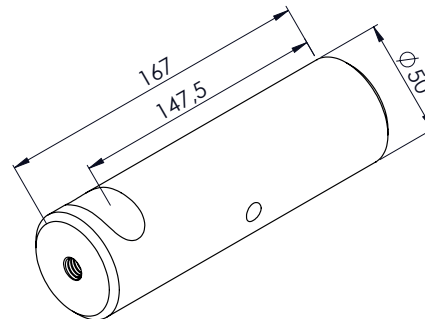
0,57Kg

**DV 1780** PORCA TUCHO 24mm "PASSO 3,0"



0,57Kg

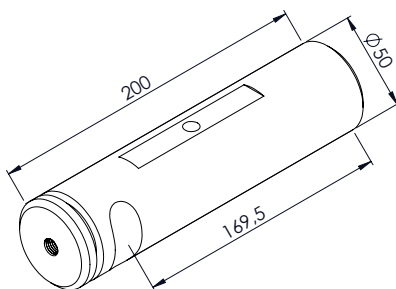
**DV 1780A** PORCA TUCHO 24mm "PASSO 2,0"



2,50Kg

**SU 1011** PINO BALANÇA DO TRUCK MB Ø 50mm

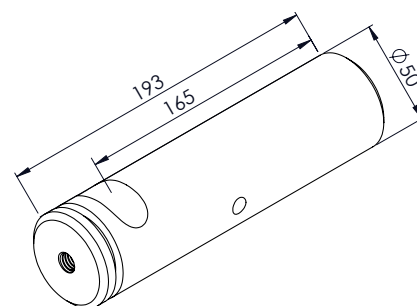
**SU 1011C** PINO BALANÇA DO TRUCK MB (TEMPERADO) Ø 50mm



2,91Kg

**SU 1064** PINO BALANÇA MB 1944/38 Ø 49,7mm

**SU 1064C** PINO BALANÇA MB 1944/38 (TEMPERADO) Ø 49,7mm



2,85Kg

2,85Kg

2,83Kg

2,83Kg

**SU 1090** PINO BALANÇA VOLVO, SCANIA, FORD E VW Ø 50mm

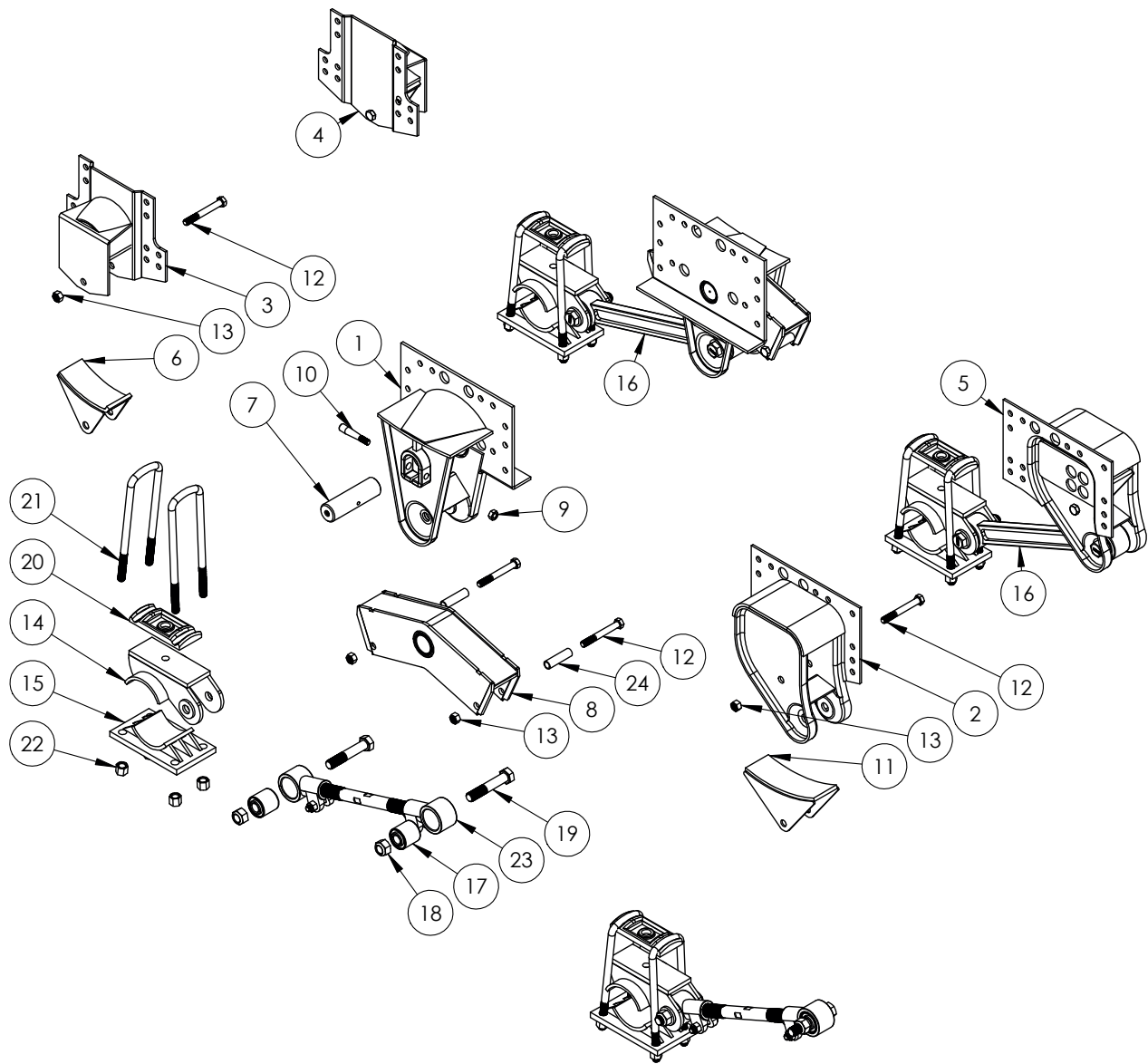
**SU 1090C** PINO BAL. VOLVO, SCANIA, FORD E VW (TEMPERADO)

**SU 1090G** PINO BAL. VOLVO, SCANIA, FORD E VW 49,7X193mm

**SU 1090R** P. BAL. VOLVO, SCANIA, FORD E VW TEMP. 49,7X193mm





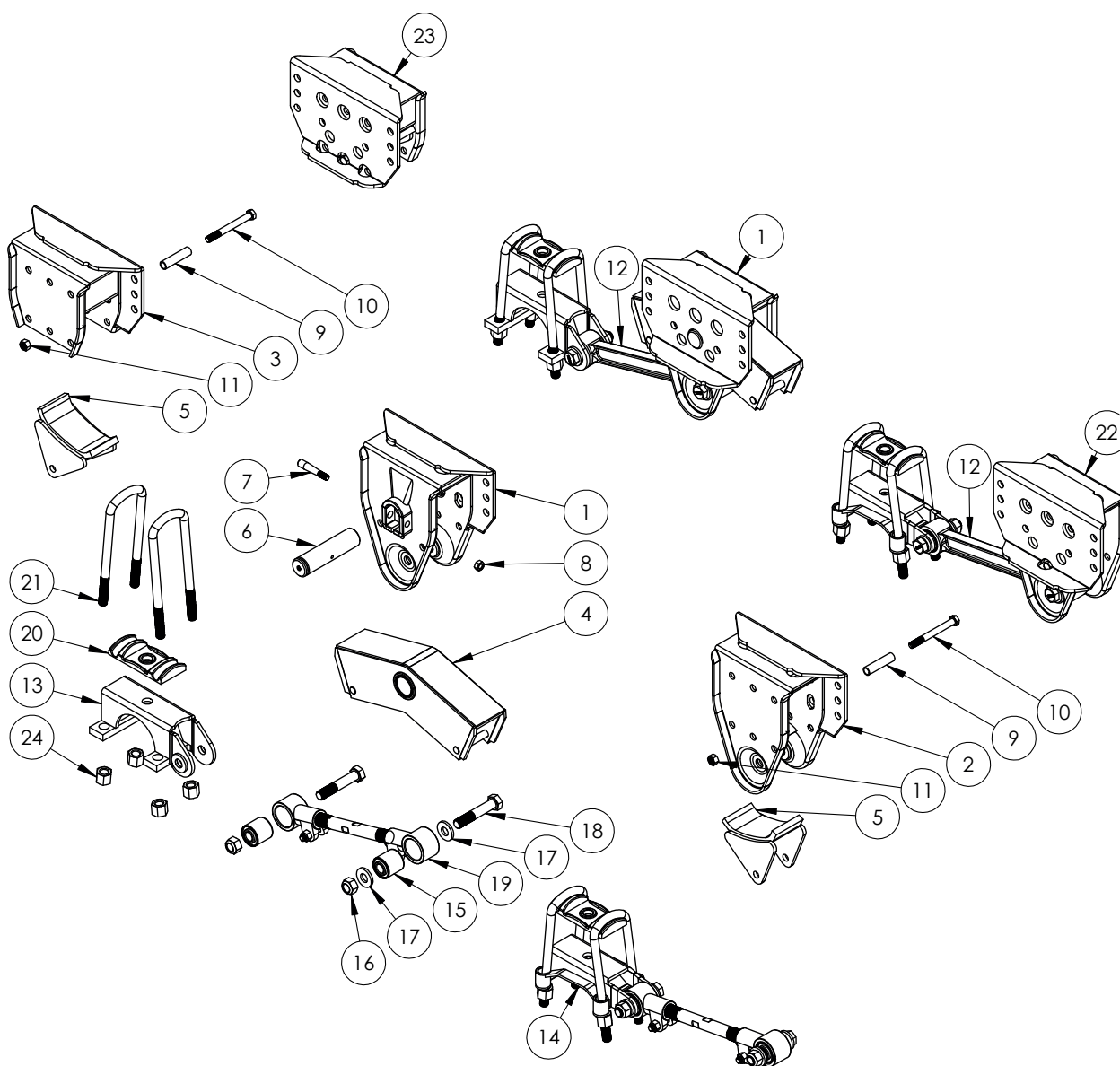


## KIT TRUCK MB SUSPENSYS



NÚMERO	CÓDIGO	DESCRIÇÃO
1	SU 1005	SUPORTE CENTRAL
2	SU 1004LD	SUPORTE DIANTEIRO LD
3	SU 1006LD	SUPORTE TRASEIRO LD
4	SU 1006LE	SUPORTE TRASEIRO LE
5	SU 1004LE	SUPORTE DIANTEIRO LE
6	SU 1009	DESLIZANTE TRASEIRO
7	SU 1011	PINO BALANÇA
8	SU 1008	BALANÇA
9	PO 2013	PO. SX. M14 X 1,50 (MB)
10	RN 0161	PINO CÔNICO
11	SU 1010	DESLIZANTE DIANTEIRO
12	PF 1008	PF. SX. 5/8" UNC RP X 5"

NÚMERO	CÓDIGO	DESCRIÇÃO
13	PO 2005	PO. SX. 5/8" UNC NYB ZB
14	SU 1012	SAPATA SUPERIOR
15	SU 1013	SAPATA INFERIOR
16	SU 1015	TENSOR FIXO 525mm
17	BU 1209	BUCHA
18	PO 2022	PO. SX. M24 X 2 (MB) NYB ZB
19	TE 1315	PINO TENSOR
20	DV 1492A	GUIA DE GRAMPO
21	GP 3482360	GRAMPO 3/4" X 82 X 360mm
22	PO 2001	PO. SX. 3/4" UNF DPL
23	SU 1014	TENSOR REGULÁVEL 535mm
24	DV 1791A	ESPAÇADOR DA AGULHA

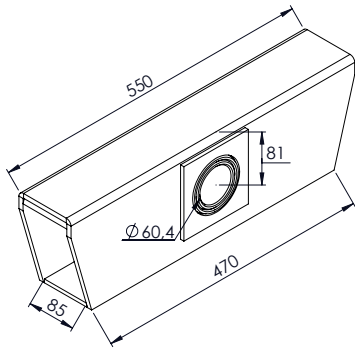


## KIT TRUCK MODELO SCÂNIA - SUSPENSYS



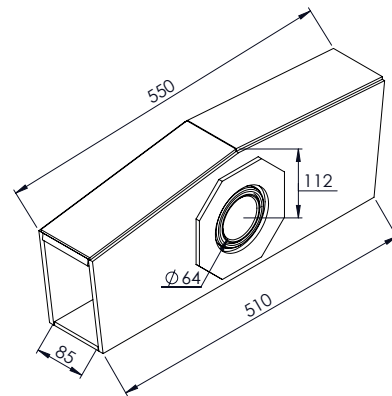
NÚMERO	CÓDIGO	DESCRIÇÃO
1	SU 1086	SUPORE CENTRAL
2	SU 1092LD	SUPORE DIANTEIRO LD
3	SU 1094LD	SUPORE TRASEIRO LD
4	SU 1041	BALANÇA
5	SU 1020	DESLIZANTE
6	SU 1090E	PINO BALANÇA
7	RN 0161	PINO CÔNICO
8	PO 2013	PO. SX. M14 X 1,50 (MB)
9	DV 1791	ESPAÇADOR DA AGULHA
10	PF 1009	PF. SX. 5/8" UNC RP X 6"
11	PO 2005	PO. SX. 5/8" UNC NYB ZB
12	SU 1025	TENSOR FIXO 480mm

NÚMERO	CÓDIGO	DESCRIÇÃO
13	SU 1023A	SAPATA SUPERIOR 130mm
14	SU 1099	SAPATA SUPERIOR EIXO TRAÇÃO
15	BU 1209	BUCHA
16	PO 2022	PO. SX. M24 X 2 (MB) NYB ZB
17	RN 0195	ARRUELA
18	TE 1315	PINO TENSOR
19	SU 1026	TENSOR REGULÁVEL 480mm
20	DV 1492	GUIA DE GRAMPO
21	GP 7892360	GRAMPO 7/8" x 92 x 360mm
22	SU 1092LE	SUPORE DIANTEIRO LE
23	SU 1094LE	SUPORE TRASEIRO LE
24	PO 2007	PO SX. 7/8" UNF DPL



19,85Kg

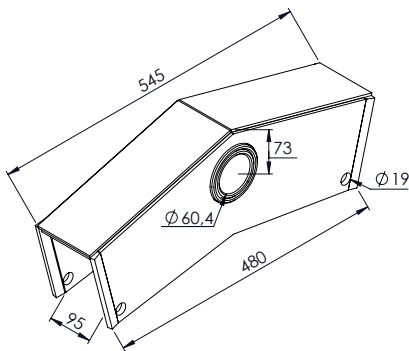
**FA 0652** BALANÇA DO TRUCK PINO Ø 60mm



20,75Kg

**FA 0657** BALANÇA DO TRUCK PINO Ø 63mm

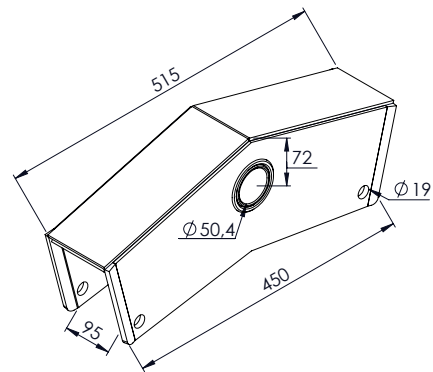
**FA 0657A** BALANÇA DO TRUCK PINO Ø 60mm



16,70Kg  
16,17Kg

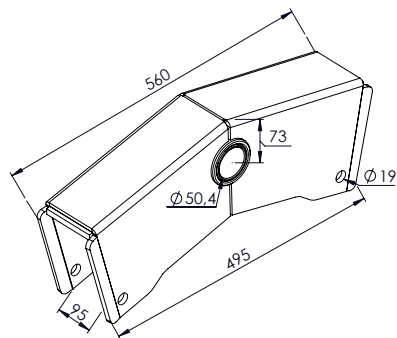
**FA 0656** BALANÇA DA CARRETA PINO Ø 60mm

**FA 0656/50** BALANÇA DA CARRETA PINO Ø 50mm



15,91Kg

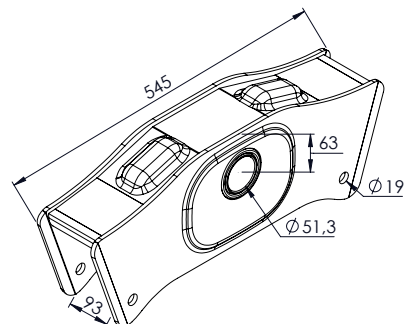
**FA 0687** BALANÇA ASA-DELTA SR PINO DE Ø 50mm



20,07Kg  
21,08Kg

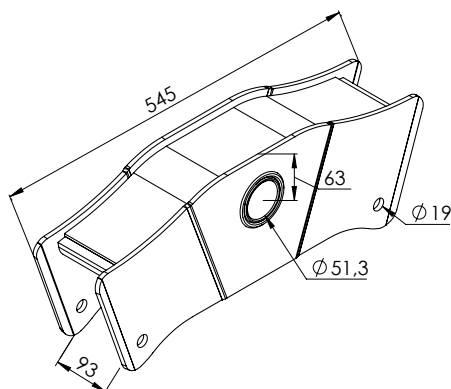
**FA 0640** BALANÇA CARREGA TUDO PINO Ø 50mm

**FA 0640/60** BALANÇA CARREGA TUDO PINO Ø 60mm



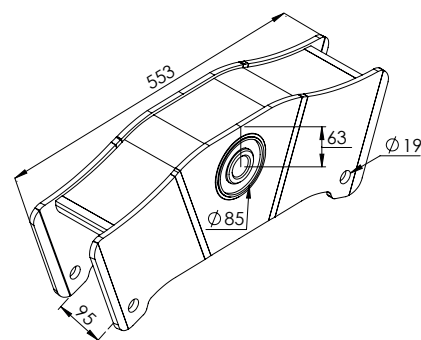
14,68Kg

**FA 0644** BALANÇA CARRETA 2012 PINO Ø 50,85mm



15,01Kg

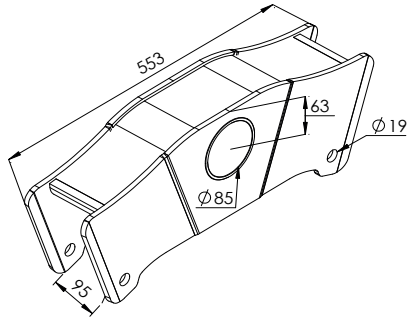
**FA 0645** BALANÇA CARRETA 2014 PINO Ø 50,85mm



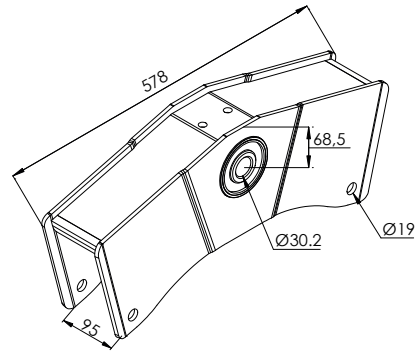
16,71Kg

(COMPLETA)

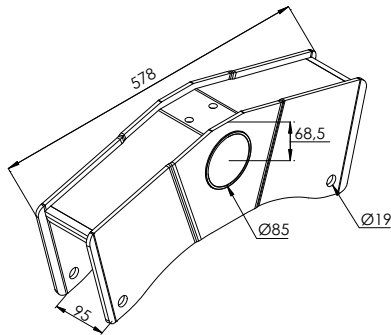
**FA 0703** BALANÇA DA CARRETA FACCHINI LUBFREE



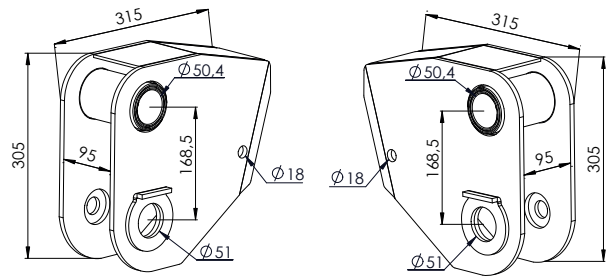
(SEM BUCHA) 14,32Kg  
**FA 0703A** BALANCA DA CARRETA FACCHINI LUBFREE



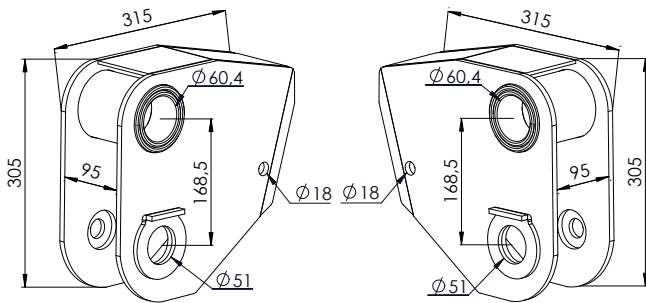
(COMPLETA) 20,99Kg  
FACCHINI: 03.68.1636.10  
**FA 0708** BALANÇA CARREGA TUDO HD FACCHINI LUBFREE 2019



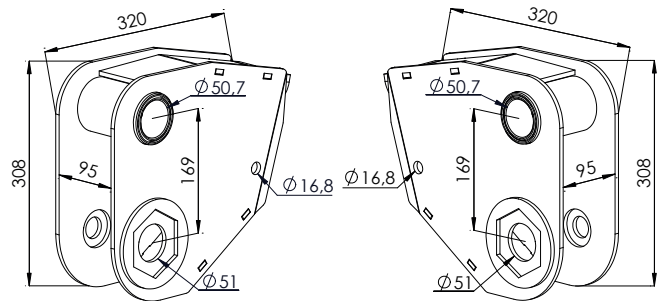
(SEM BUCHA) 18,62Kg  
FACCHINI: 03.68.1636.10  
**FA 0708A** BALANÇA CARREGA TUDO HD FACCHINI LUBFREE 2019



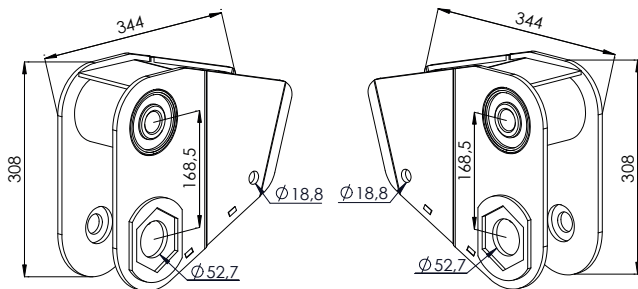
14,91Kg  
**FA 0695LE** BALANÇA DISTANCIADA LE FACCHINI PINO Ø 50mm  
**FA 0695LD** BALANÇA DISTANCIADA LD FACCHINI PINO Ø 50mm



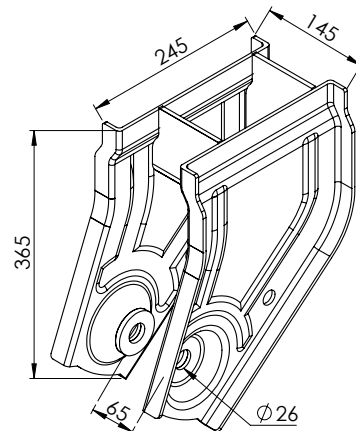
15,70Kg  
**FA 0696LE** BALANÇA DISTANCIADA LE FACCHINI PINO Ø 60mm  
**FA 0696LD** BALANÇA DISTANCIADA LD FACCHINI PINO Ø 60mm



FACCHINI: 03.68.0928.01  
FACCHINI: 03.68.0928.02  
13,82Kg  
**FA 0716LE** BALANÇA DISTANCIADA LE FACCHINI PINO Ø 50,85mm  
**FA 0716LD** BALANÇA DISTANCIADA LD FACCHINI PINO Ø 50,85mm



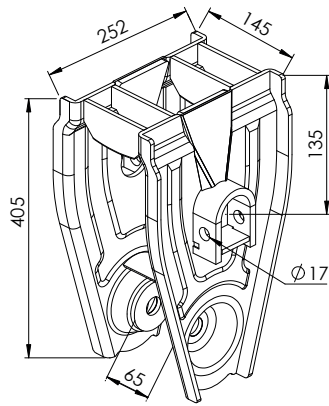
FACCHINI: 03.68.0928.05  
FACCHINI: 03.68.0928.06  
17,79Kg  
**FA 0717LE** BALANÇA DISTANCIADA LE FACCHINI LUBFREE 2019  
**FA 0717LD** BALANÇA DISTANCIADA LD FACCHINI LUBFREE 2019



9,65Kg  
**FA 0700** SUPORTE DIANTEIRO FACCHINI 2015

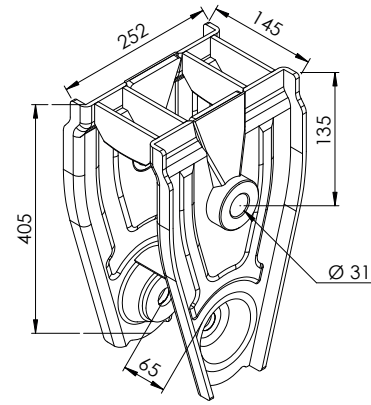
\*AS MARCAS E CÓDIGOS CITADOS SÃO UTILIZADOS MERAMENTE COMO REFERÊNCIAS. OS VALORES DOS PESOS SÃO APROXIMADOS.





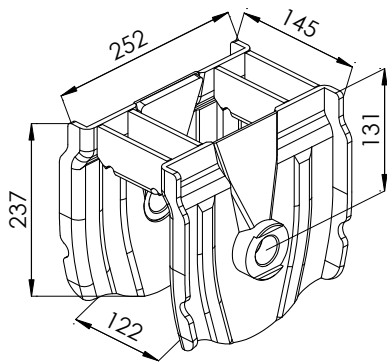
11,86Kg

**FA 0701** SUPORTE CENTRAL FACCHINI 2015 PINO Ø 50,85mm



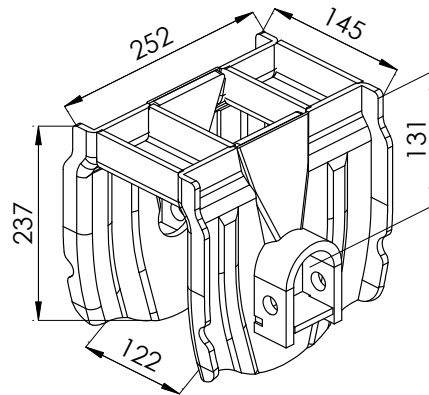
10,64Kg

**FA 0704** SUPORTE CENTRAL FACCHINI 2015 PINO Ø 30mm



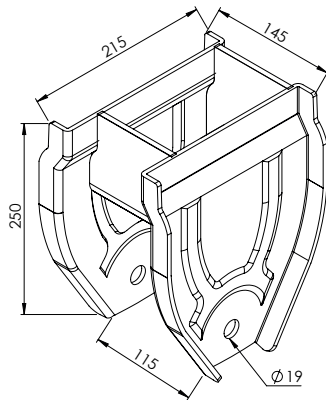
7,14Kg

FACCHINI: 03.68.1556.02  
**FA 0715** SUPORTE CENTRAL STD FACCHINI LUBFREE 2019



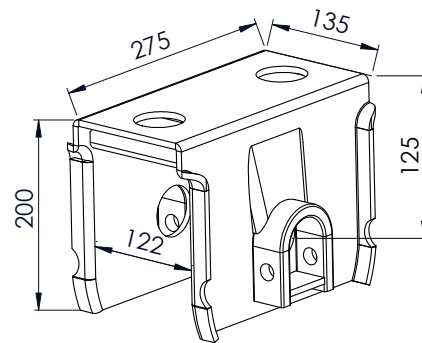
8,89Kg

FACCHINI: 03.68.1556.01  
**FA 0714** SUPORTE CENTRAL STD FACCHINI PINO Ø 50,85mm



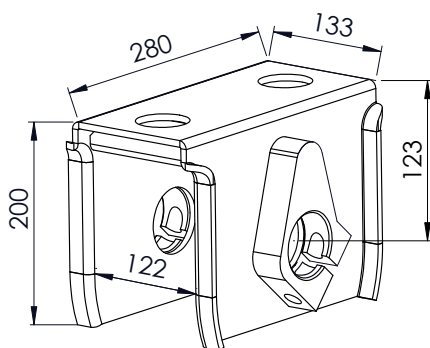
6,27Kg

**FA 0702** SUPORTE TRASEIRO FACCHINI 2015



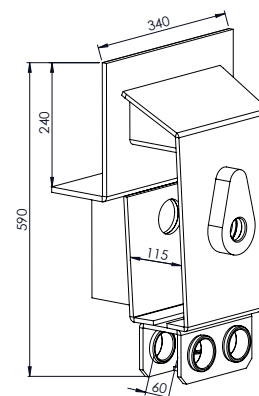
9,54Kg

**FA 0648** SUPORTE CENTRAL SUSP. DISTANCIADA PINO Ø 50mm



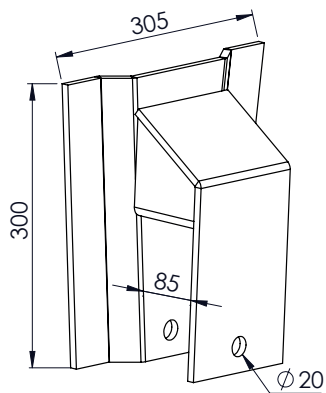
10,88Kg

**FA 0649** SUPORTE CENTRAL SUSP. DISTANCIADA PINO Ø 60mm



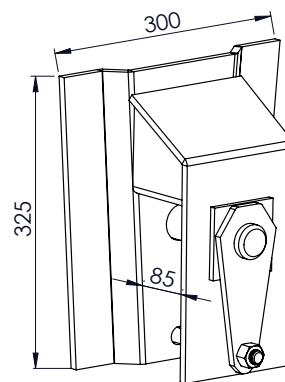
32,38Kg

**FA 0664** SUPORTE CENTRAL DO TE PINO Ø 60mm



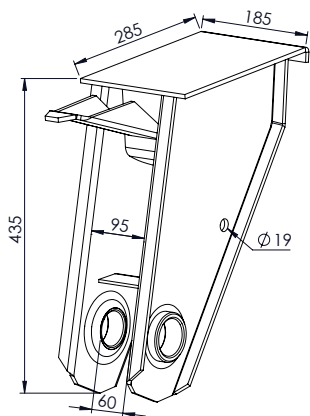
9,69Kg

**FA 0663** SUPORTE DIANTEIRO DO TE



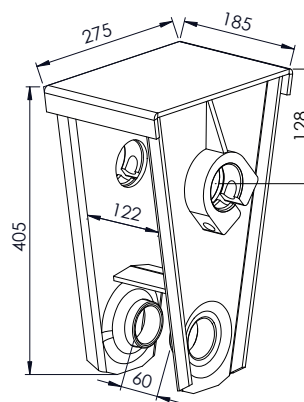
13,10Kg

**FA 0665** SUPORTE TRASEIRO DO TE



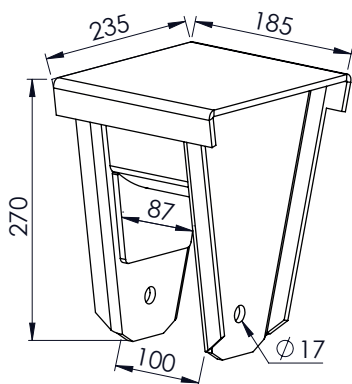
18,58Kg

**FA 0666** SUPORTE DIANTEIRO DO SR



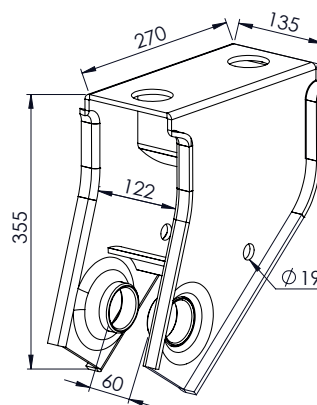
14,46Kg

**FA 0667** SUPORTE CENTRAL DO SR PINO Ø 60mm



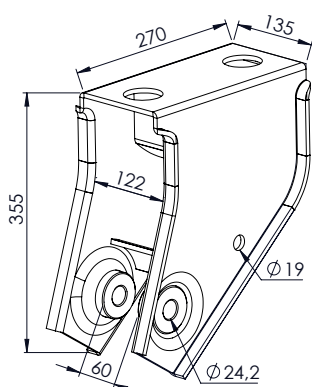
9,69Kg

**FA 0668** SUPORTE TRASEIRO DO SR



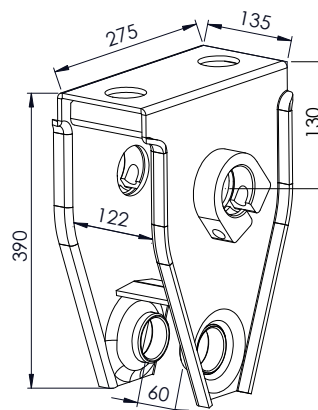
12,09Kg

**FA 0671** SUPORTE DIANTEIRO CARRETA BUCHA CÔNICA



13,12Kg

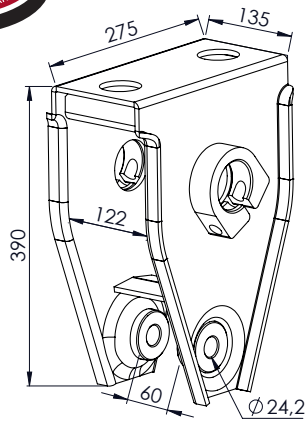
**FA 0672** SUPORTE DIANTEIRO CARRETA BUCHA SILENCIOSA



14,15Kg

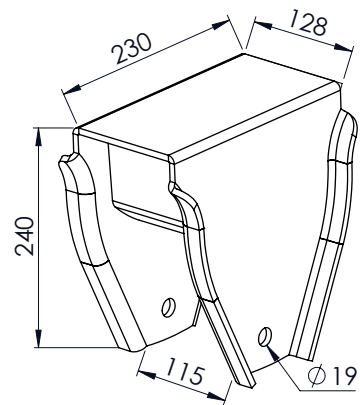
**FA 0670** SUPORTE CENTRAL (BUCHA CÔNICA) PINO Ø 60mm

\*AS MARCAS E CÓDIGOS CITADOS SÃO UTILIZADOS MERAMENTE COMO REFERÊNCIAS. OS VALORES DOS PESOS SÃO APROXIMADOS.



14,86Kg

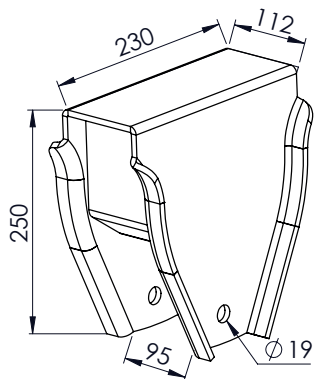
**FA 0673** SUPORTE CENTRAL (BUCHA SILENCIOSA) PINO Ø 60mm



8,22Kg

FACCHINI: 03.68.0454.03

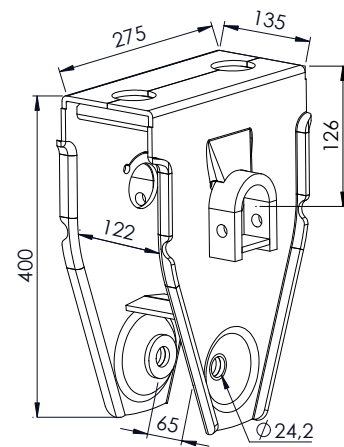
**FA 0681** SUPORTE TRASEIRO DA CARRETA FACCHINI



FACCHINI: 03.68.0454.02

8,12Kg

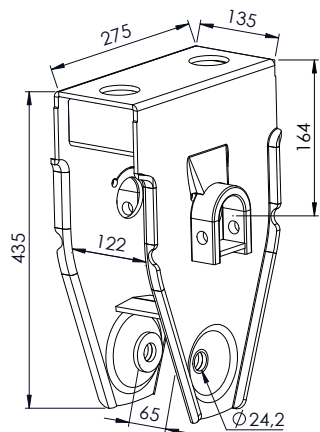
**FA 0669** SUPORTE TRASEIRO CARRETA FACCHINI



18,83Kg

FACCHINI: 03.68.0598.03

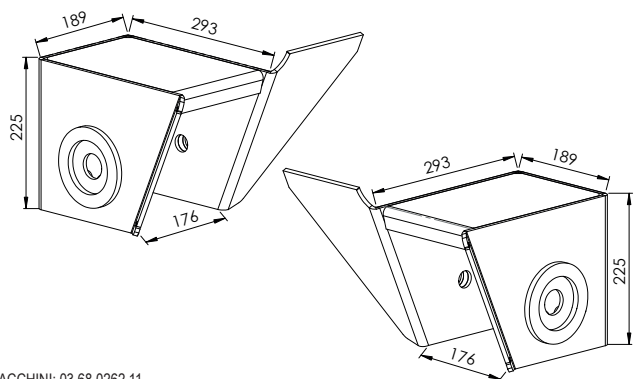
**FA 0683** SUPORTE CENTRAL SR (BAIXO) PINO Ø 50mm



FACCHINI: 03.68.0922.02

16,54Kg

**FA 0684** SUPORTE CENTRAL DO SR (ALTO) PINO Ø 50mm

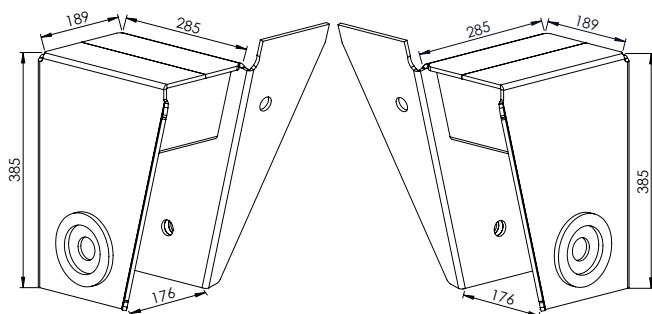


13,01Kg

FACCHINI: 03.68.0262.11  
FACCHINI: 03.68.0262.12

**FA 0706LE** SUPORTE LE SUSPENSÃO PNEUMÁTICA SR

**FA 0706LD** SUPORTE LD SUSPENSÃO PNEUMÁTICA SR

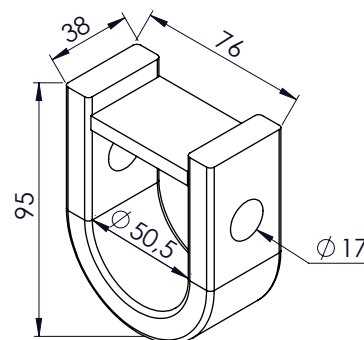


FACCHINI: 03.68.0262.01  
FACCHINI: 03.68.0262.02

21,75Kg

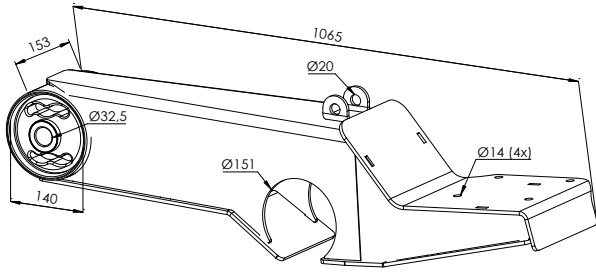
**SP 3270LE** SUPORTE LE SUSPENSÃO PNEUMÁTICA SR

**SP 3270LD** SUPORTE LD SUSPENSÃO PNEUMÁTICA SR



0,88Kg

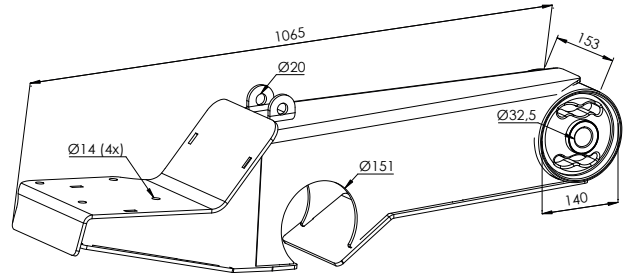
**FA 0689** MANCAL DO SR Ø 50mm



38,71Kg  
34,33Kg

FACCHINI: 03.68.1237.01

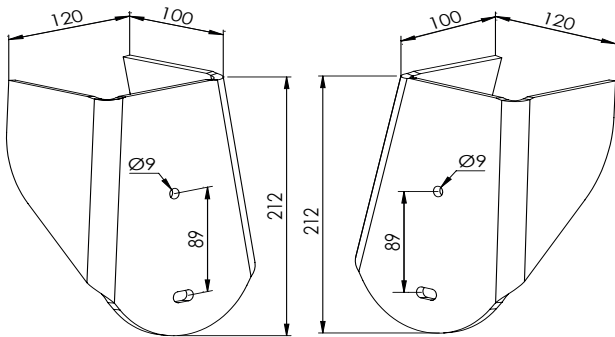
**FA 0709LE** BRAÇO SUSP. PNEUMÁTICA LE C/ BUCHA Ø 127mm  
**FA 0709ALE** BRAÇO SUSP. PNEUMÁTICA LE S/ BUCHA Ø 127mm



38,71Kg  
34,33Kg

FACCHINI: 03.68.1237.02

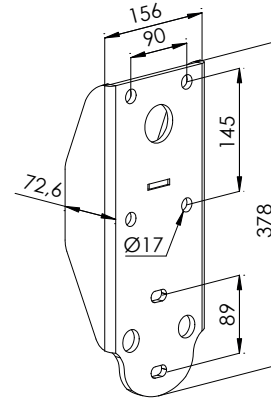
**FA 0709LD** BRAÇO SUSP. PNEUMÁTICA LD C/ BUCHA Ø 127mm  
**FA 0709ALD** BRAÇO SUSP. PNEUMÁTICA LD S/ BUCHA Ø 127mm



FACCHINI: 03.68.1421.03  
FACCHINI: 03.68.1421.04

2,29Kg

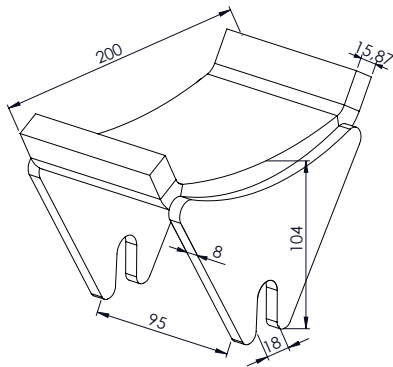
**FA 0711LE** APOIO DA MOLA SUSP. PNEUMÁTICA LE FACCHINI  
**FA 0711LD** APOIO DA MOLA SUSP. PNEUMÁTICA LD FACCHINI



FACCHINI: 03.68.1572.01

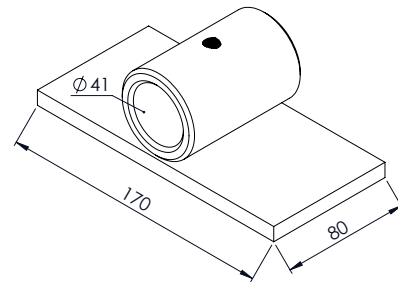
5,32Kg

**FA 0710** BASE DA MOLA SUSPENSÃO PNEUMÁTICA FACCHINI



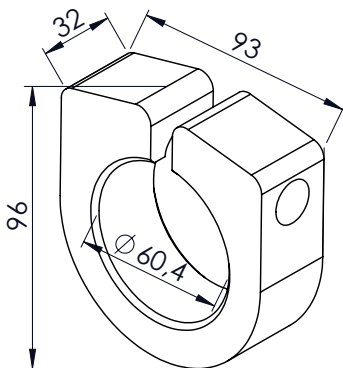
3,92Kg

**DV 1410** DESLIZANTE SR



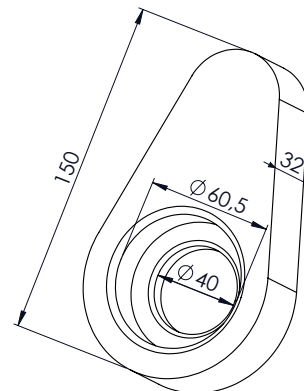
1,54Kg

**FA 0680** DESLIZANTE DO TE



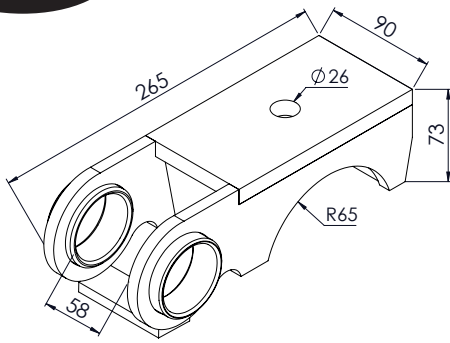
1,14Kg

**FA 0675** MANCAL INTERNO DO PINO DA BALANÇA DO SR Ø 60mm



1,92Kg

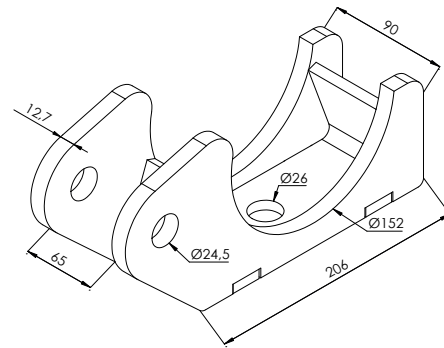
**FA 0674** MANCAL DO SUPORTE CENTRAL TE



4,02Kg  
3,80Kg

**DV 1411C** SAPATA BUCHA CÔNICA (CHAPA) EIXO Ø 127mm

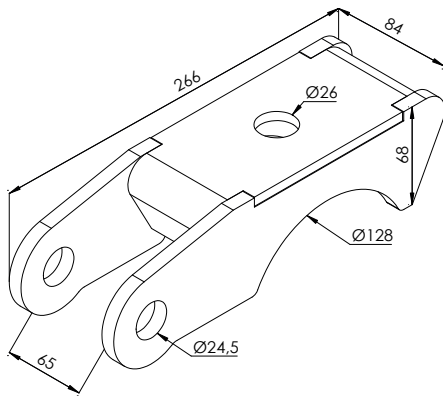
**DV 1411F** SAPATA BUCHA CÔNICA (FUNDIDO) EIXO Ø 127mm



FACCHINI: 03.68.0964.05

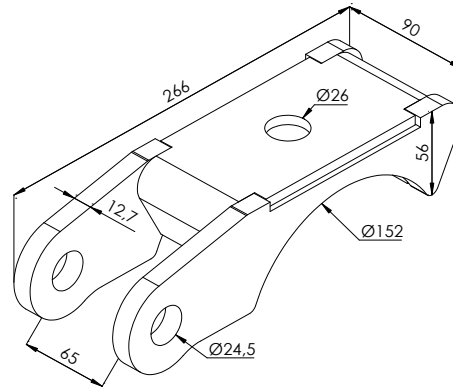
5,77Kg

**FA 0712** SAPATA INFERIOR FACCHINI REBAIXADA EIXO Ø 146mm



2,92Kg

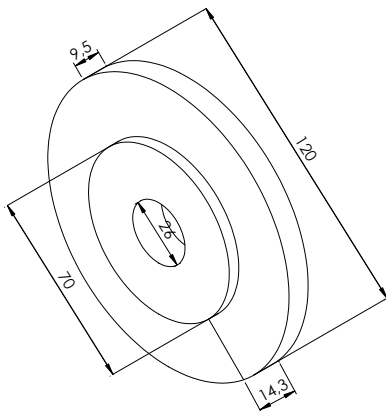
**DV 1412C** SAPATA SUPERIOR FACCHINI EIXO Ø 127mm



FACCHINI: 03.68.0591.06

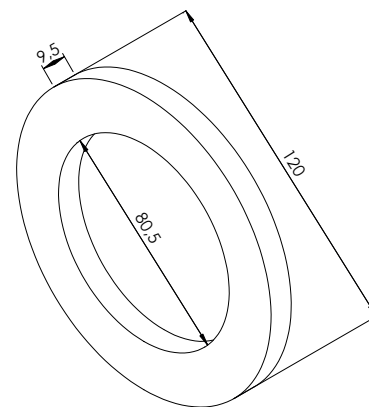
3,06Kg

**FA 0707** SAPATA SUPERIOR FACCHINI EIXO Ø 146mm



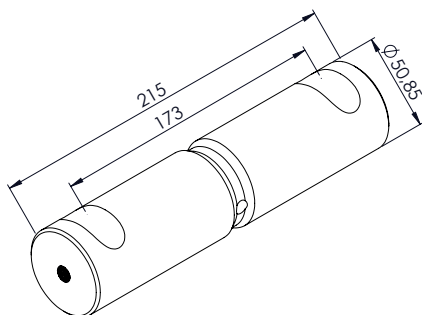
0,79Kg

**CR 2111** MANCAL INTERNO SUPORTE SUSPENSÃO PNEUMÁTICA



0,30Kg

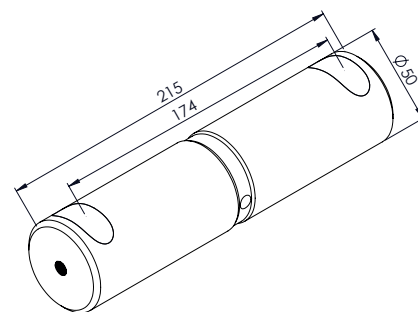
**CR 2112** MANCAL EXTERNO SUPORTE SUSPENSÃO PNEUMÁTICA



3,25Kg

**FA 0643** PINO BALANÇA SR Ø 50,85mm

**FA 0643C** PINO BALANÇA SR (TEMPERADO) Ø 50,85mm

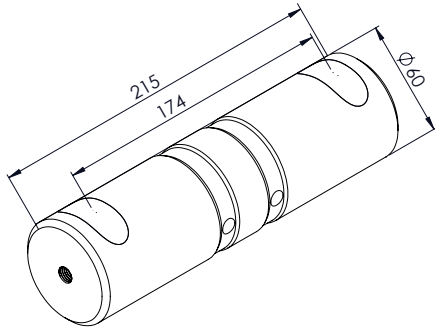


3,16Kg

**FA 0688** PINO BALANÇA SR Ø 50mm

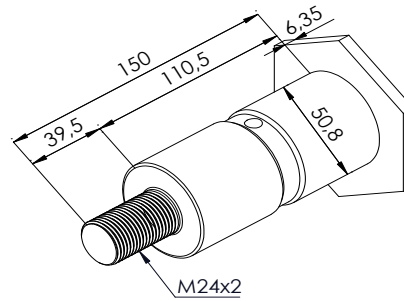
**FA 0688C** PINO BALANÇA SR (TEMPERADO) Ø 50mm





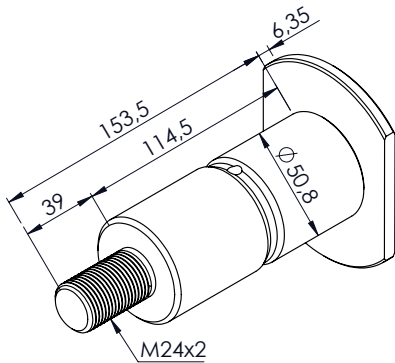
4,55Kg

**FA 0651** PINO BALANÇA CARRETA Ø 60mm  
**FA 0651C** PINO BALANÇA CARRETA (TEMPERADO) Ø 60mm



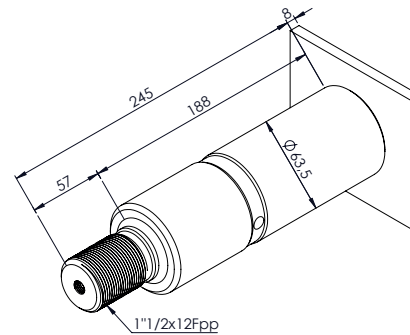
3,81Kg  
3,77Kg

FACCHINI: 03.68.0070.01  
**FA 0713** PINO VARÃO SUSP. DISTANCIADA Ø 50,8  
**FA 0713C** PINO VARÃO SUSP. DISTANCIADA (TEMPERADO) Ø 50,8



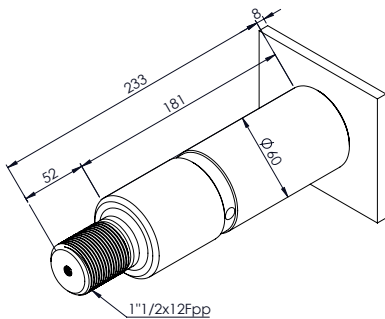
2,19Kg

**FA 0646** PINO VARÃO DA SUSP. DISTANCIADA Ø 50,8mm



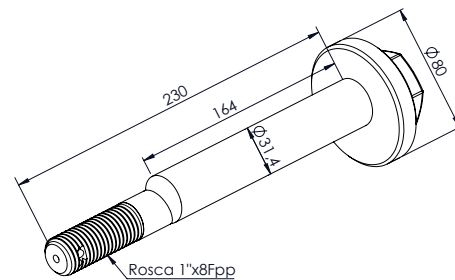
5,05Kg

**FA 0650** PINO BALANÇA TRUCK Ø 63,50mm  
**FA 0650C** PINO BALANÇA TRUCK (TEMPERADO) Ø 63,50mm



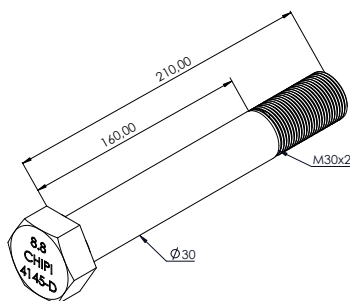
5,04Kg

**FA 0658** PINO BALANÇA TRUCK Ø 60mm  
**FA 0658C** PINO BALANÇA TRUCK (TEMPERADO) Ø 60mm



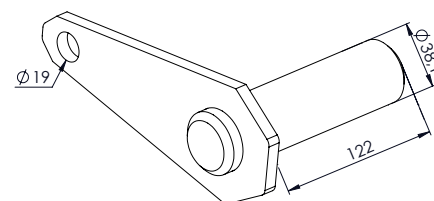
2,16Kg

**CR 2113** PINO EXCÊNTRICO DO SR SUSPENSÃO A AR  
**CR 2113P** PORCA DO PINO EXCÊNTRICO DO SR SUSPENSÃO A AR



1,40Kg

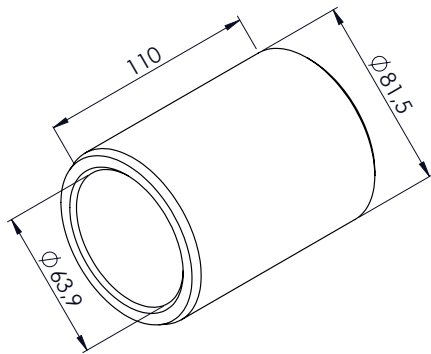
**FA 0705** PINO BALANÇA DO SR FACCHINI



1,81Kg

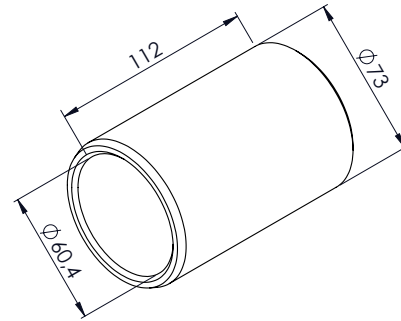
**FA 0676** PINO DO SUPORTE TRASEIRO TE Ø 38,1mm

\*AS MARCAS E CÓDIGOS CITADOS SÃO UTILIZADOS MERAMENTE COMO REFERÊNCIAS. OS VALORES DOS PESOS SÃO APROXIMADOS.



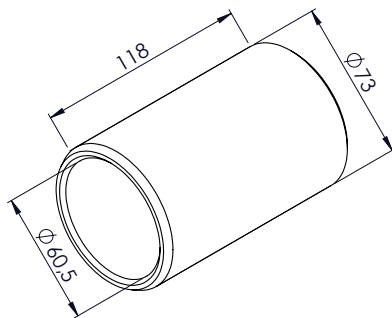
1,66Kg

**FA 0677** BUCHA INTERNA BALANÇA DO TE (CEMENTADO)



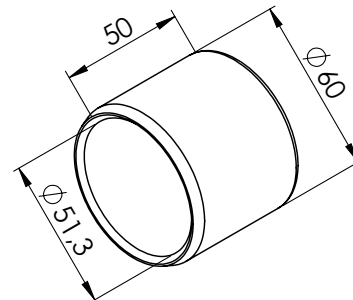
0,79Kg

**FA 0678** BUCHA INTERNA BALANÇA DO TE (CEMENTADO)



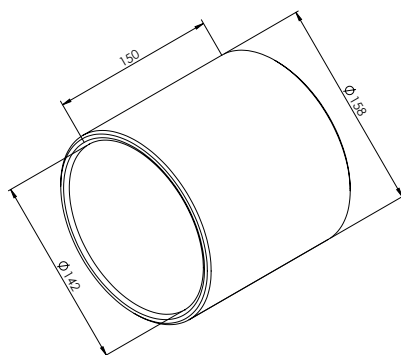
1,20Kg

**FA 0679** BUCHA INTERNA BALANÇA DO SR 118mm (CEMENTADO)



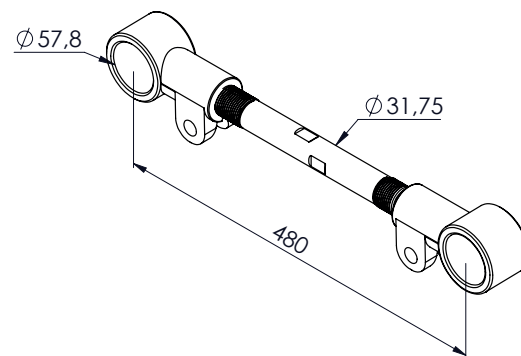
0,27Kg

**FA 0679A** BUCHA INTERNA BALANÇA DO SR 50mm (CEMENTADO)



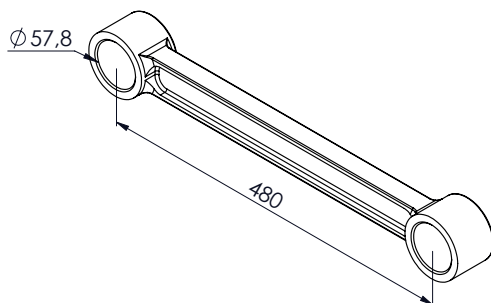
4,40Kg

**SP 3280** LUVA OLHAL DA VIGA (COPO)



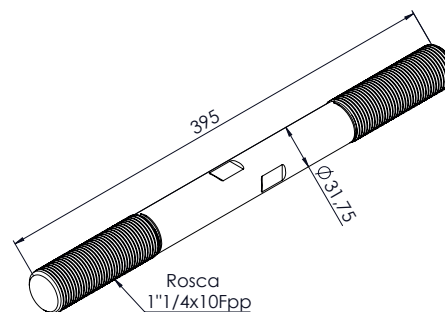
5,54Kg

**FA 0697** TENSOR REGULÁVEL DO SR 1.1/4"



3,69Kg

**FA 0694** TENSOR FIXO SR COM 480mm

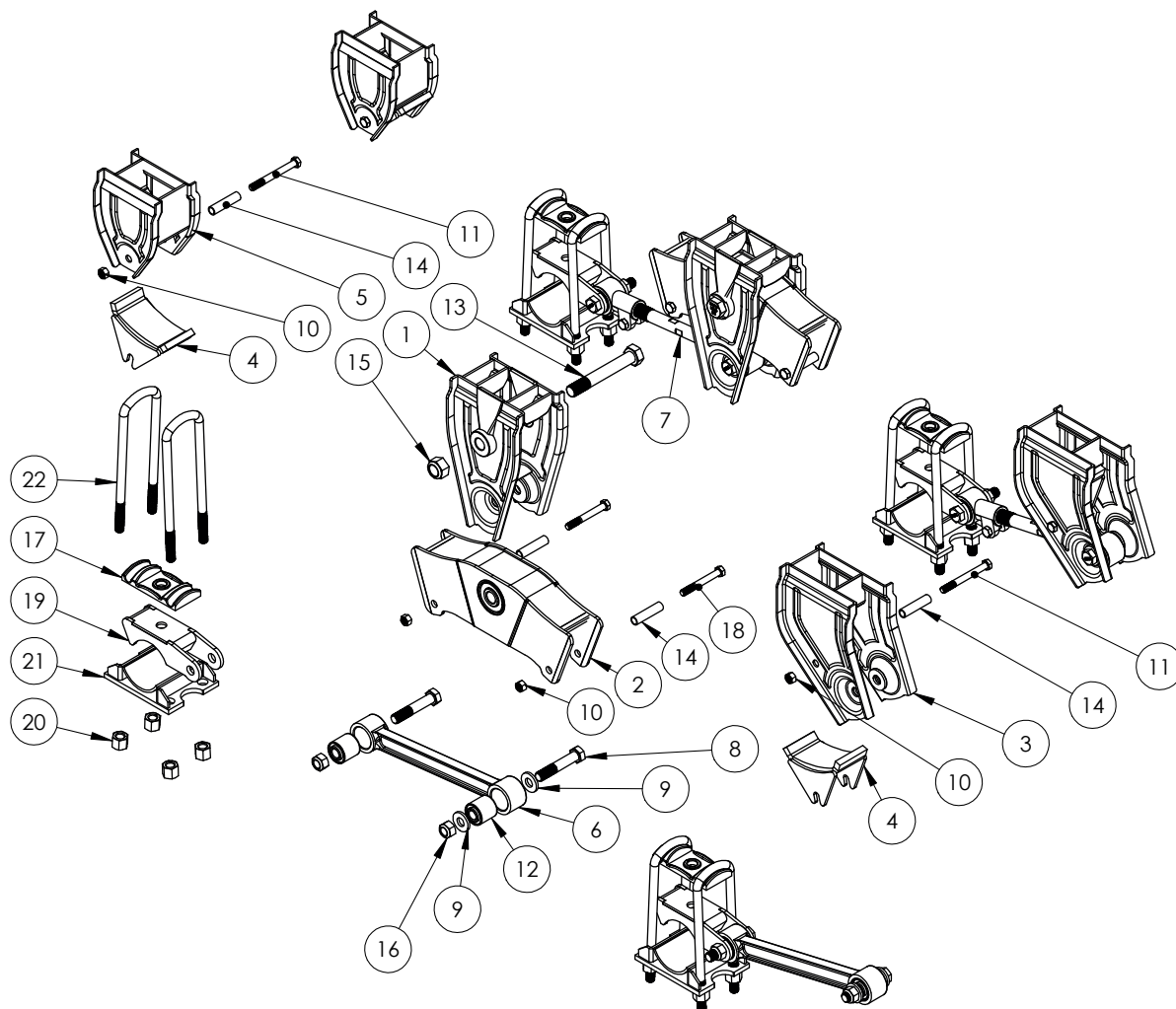


2,41Kg

**FA 0693** FUSO DO TENSOR DO SR 1.1/4" COM 395







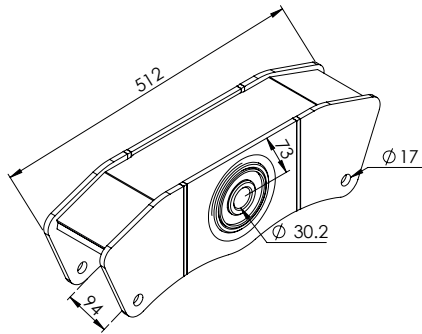
## SUSPENSÃO SEMIREBOQUE LUBFREE FACCHINI



NÚMERO	CÓDIGO	DESCRIÇÃO
1	FA 0704	SUPORTE CENTRAL
2	FA 0703	BALANÇA
3	FA 0700	SUPORTE DIANTEIRO
4	DV 1410	DESLIZANTE
5	FA 0702	SUPORTE TRASEIRO
6	SU 1025	TENSOR FIXO 480mm
7	SU 1026	TENSOR REGULÁVEL 480mm
8	TE 1315	PINO TENSOR
9	RN 0195	ARRUELA
10	PO 2005	PO. SX. 5/8" UNC NYB ZB
11	PF 1009	PF. SX. 5/8" UNC RP X 6"

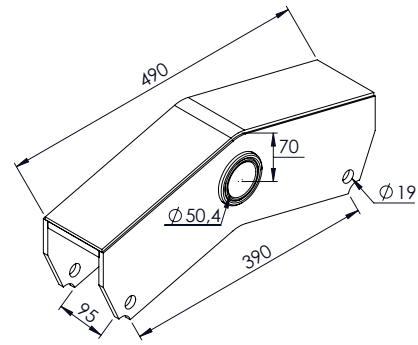
NÚMERO	CÓDIGO	DESCRIÇÃO
12	BU 1209	BUCHA
13	FA 0705	PINO BALANÇA
14	DV 1791	ESPAÇADOR DA AGULHA
15	PO 2024	PO. SX. M30 X 2 (MB) NYB ZB
16	PO 2022	PO. SX. M24 X 2 (MB) NYB ZB
17	DV 1492	GUIA DE GRAMPO
18	PF 1008	PF. SX. 5/8" UNC RP X 5"
19	DV 1412C	SAPATA
20	PO 2007	PO. SX. 7/8" UNF DPL
21	RN 0159R	SAPATA INFERIOR
22	GP 7892420	GRAMPO 7/8" x 92 x 420mm





15,52Kg

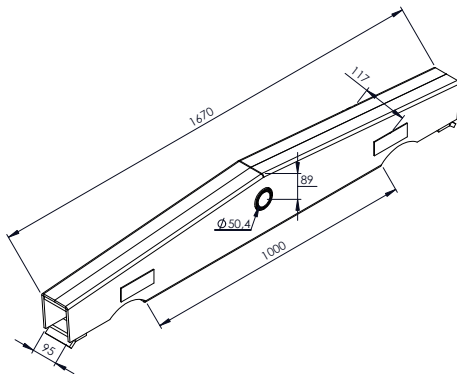
**LB 1005** BALANÇA SR LUBFREE



14,42Kg  
15,13Kg

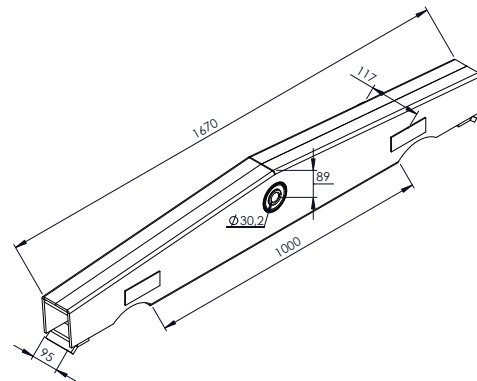
**RN 0103** BALANÇA ASA-DELTA DA CARRETA PINO Ø 50mm

**RN 0103A** BALANÇA ASA-DELTA 3/8" DA CARRETA PINO Ø 50mm



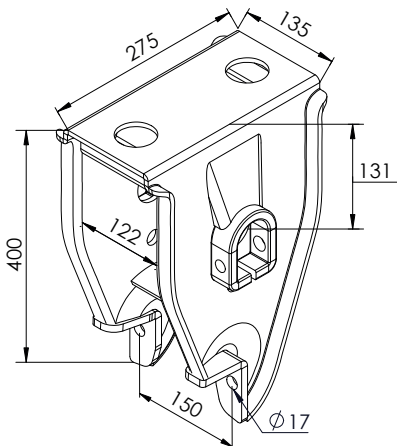
57,99Kg

**LB 1011** BALANÇA SUSPENSÃO DISTANCIADA PINO Ø 50mm



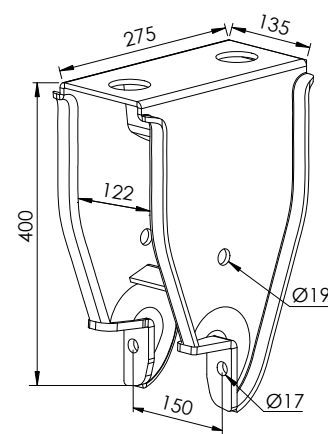
59,87Kg

**LB 1012** BALANÇA SUSPENSÃO DISTANCIADA LUBFREE



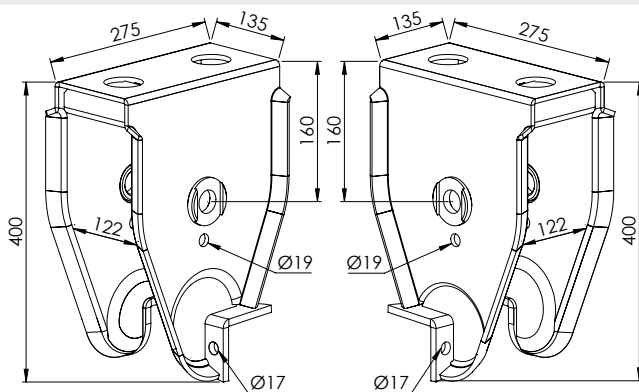
13,20Kg

**LB 1002** SUPORTE CENTRAL SR NAKATA PINO Ø 50mm



13,19Kg

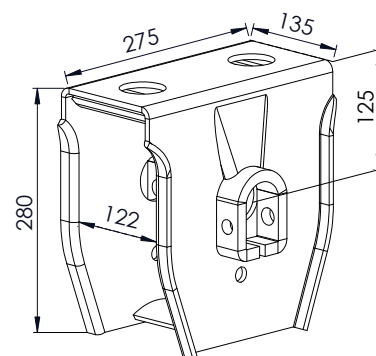
**LB 1003** SUPORTE DIANTEIRO SR NAKATA



13,65Kg  
13,65Kg

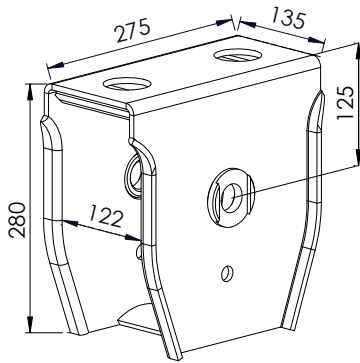
**LB 1004LE** SUPORTE CENTRAL LE SR NAKATA Ø 30mm

**LB 1004LD** SUPORTE CENTRAL LD SR NAKATA Ø 30mm



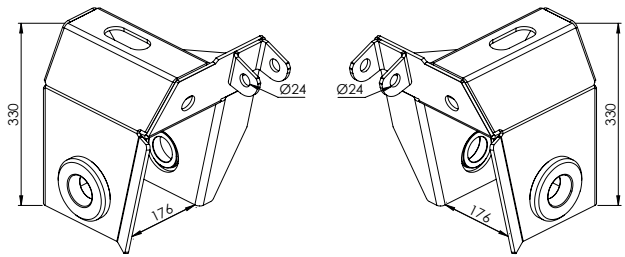
11,25Kg

**LB 1009** SUPORTE CENTRAL SUSP. DISTANCIADA PINO Ø 50mm



10,38Kg

**LB 1010** SUPORTE CENTRAL SUSP. DISTANCIADA LUBFREE

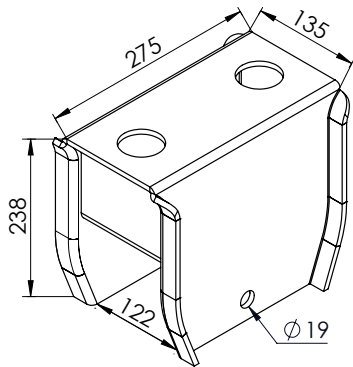


IBERO: SPS.059.001.061  
IBERO: SPS.059.000.061

20,67Kg

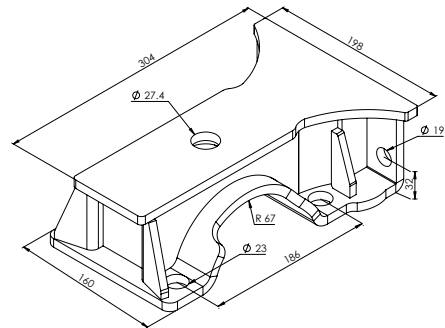
**LB 1014LE** SUPORTE LE SUSPENSÃO A AR S400 CHANFRO DUPLO

**LB 1014LD** SUPORTE LD SUSPENSÃO A AR S400 CHANFRO DUPLO



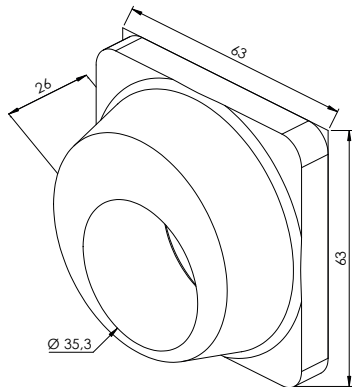
9,78Kg

**SU 1019** SUPORTE TRASEIRO SR



8,64Kg

**LB 1008** SAPATA LIBRELATO

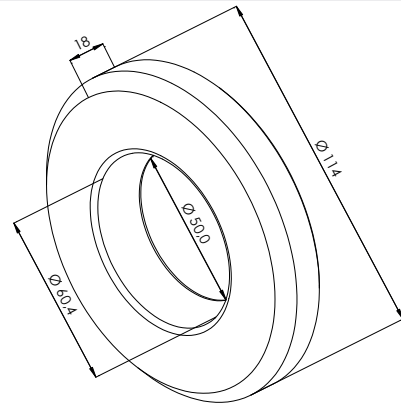


0,72Kg

(ALINHAMENTO HARDLOCK)

IBERO: CLA.059.000.08

**LB 1016** COLAR DE ALINHAMENTO QUADRADO 26mm

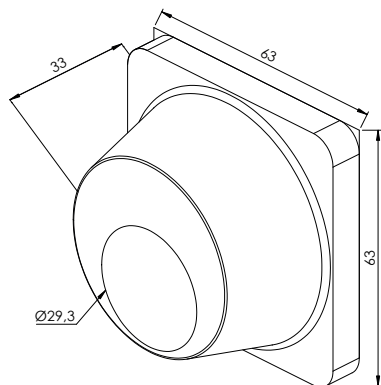


(ALINHAMENTO HARDLOCK)

IBERO: CLA.059.000.07

0,30Kg

**LB 1017** COLAR DE ALINHAMENTO CÔNICO 18mm

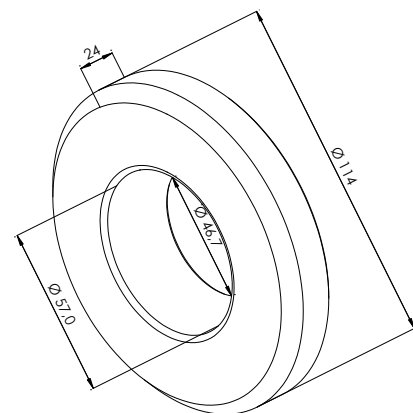


0,92Kg

(ALINHAMENTO CÔNICO)

IBERO: CLA.059.000.06

**LB 1018** COLAR DE ALINHAMENTO QUADRADO 33mm



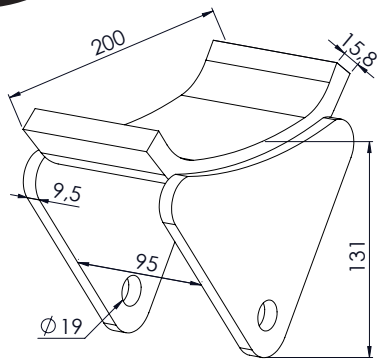
(ALINHAMENTO CÔNICO)

IBERO: CLA.059.000.05

2,72Kg

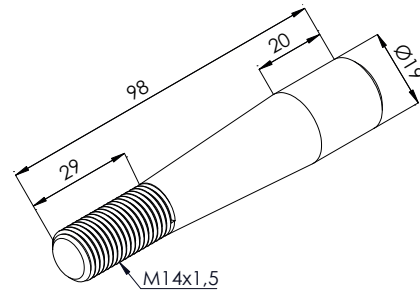
**LB 1015** COLAR DE ALINHAMENTO CÔNICO 24mm

\*AS MARCAS E CÓDIGOS CITADOS SÃO UTILIZADOS MERAMENTE COMO REFERÊNCIAS. OS VALORES DOS PESOS SÃO APROXIMADOS.



**SU 1020** DESLIZANTE SR RANDOM

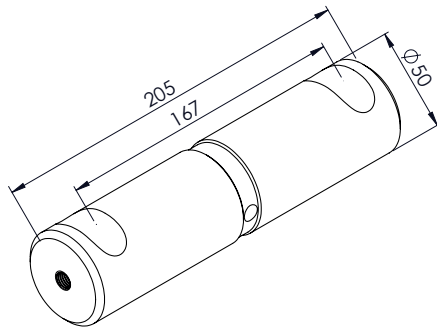
4,73Kg



**RN 0161** PINO CÔNICO

0,16Kg  
0,18Kg

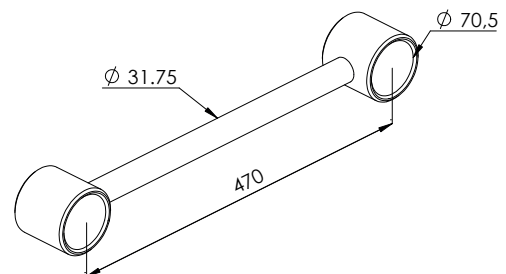
**RN 0161A** PINO CÔNICO (COM PORCA)



**RN 0185** PINO BALANÇA Ø 50mm

3,03Kg

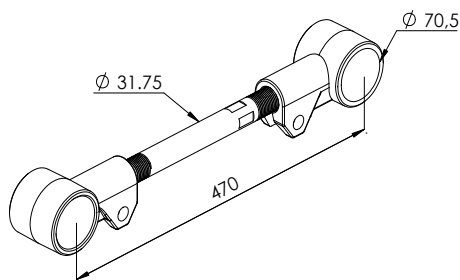
**RN 0185C** PINO BALANÇA (TEMPERADO) Ø 50mm



**LB 1006B** TENSOR FIXO COM 470mm 1.1/4"

5,14Kg

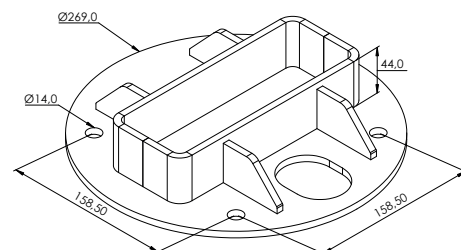
**LB 1006** TENSOR FIXO COM 520mm 1.1/4"



**LB 1007B** TENSOR REGULÁVEL COM 470mm 1.1/4"

7,38Kg

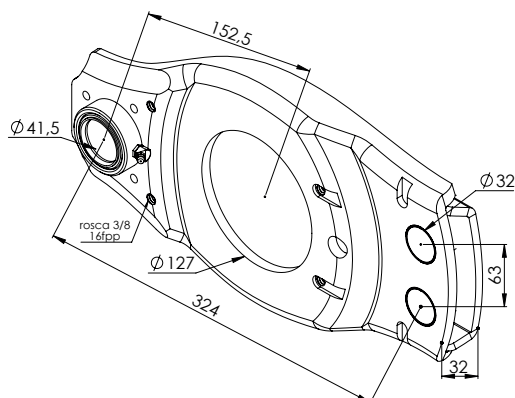
**LB 1007** TENSOR REGULÁVEL COM 520mm 1.1/4"



IBERO: SPS.059.000.51

4,31Kg

**LB 1013** CHAPA DE FIXAÇÃO DO FOLE SUSPENSÃO PNEUMÁTICA



**EX 5031G** SPIDER (127mm - EIXO REDONDO) LIBRELATO

5,20Kg

ANOTAÇÕES:

---

---

---

---

---

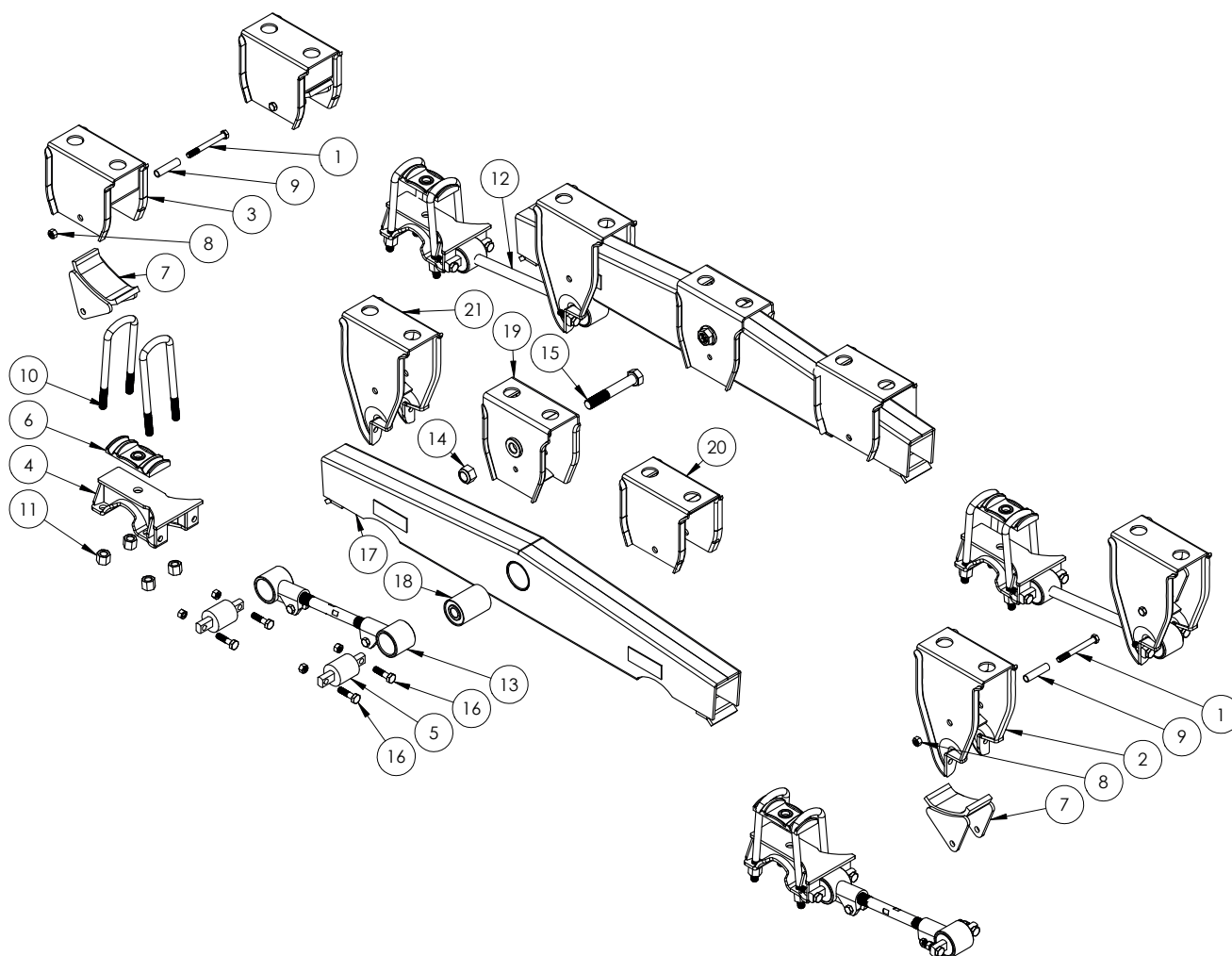
---

---

---

---

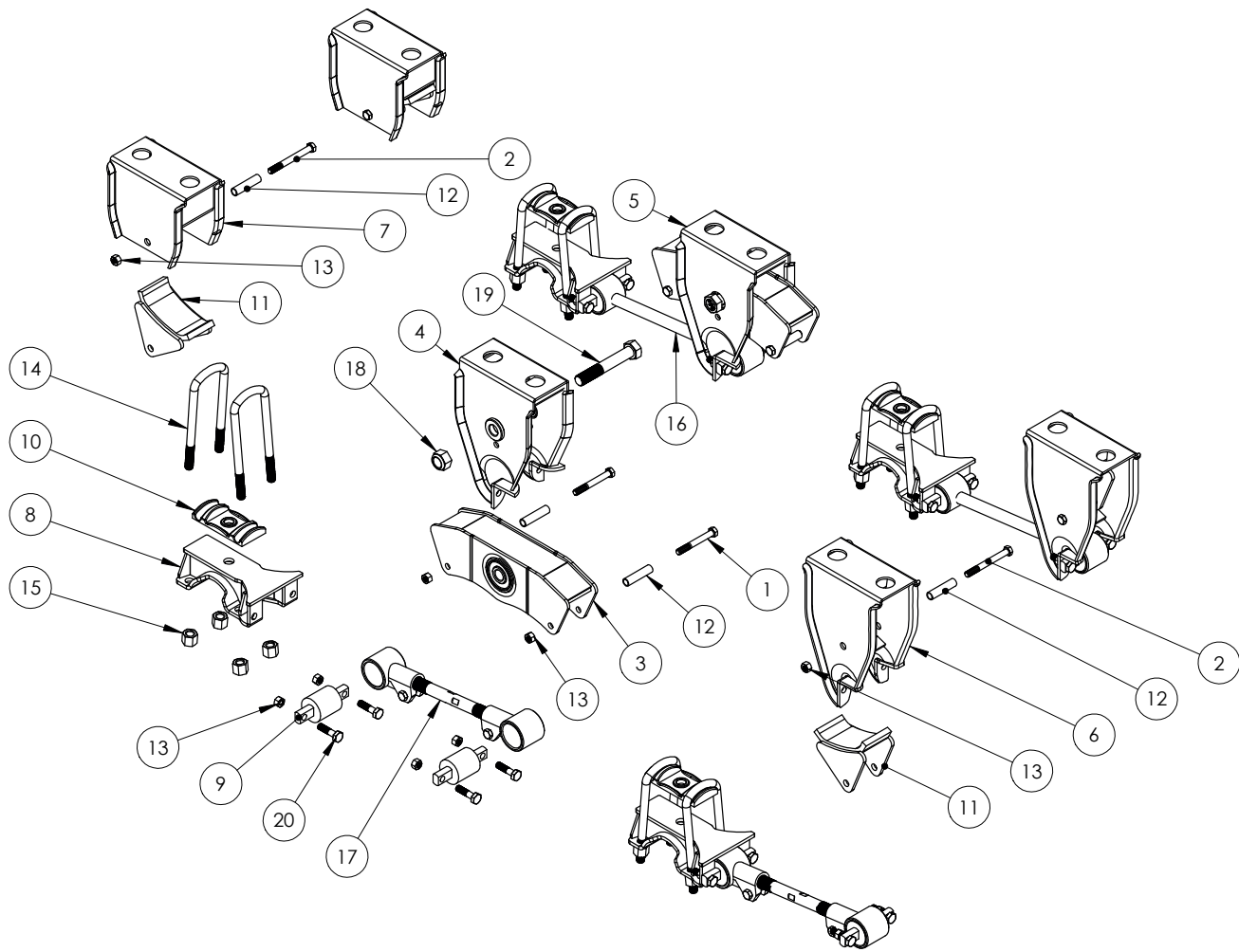
---



## SUSPENSÃO SEMIRREBOQUE LUBFREE LIBRELATO

NÚMERO	CÓDIGO	DESCRIÇÃO
1	PF 1009	PF. SX. 5/8" UNC RP X 6"
2	LB 1003	SUPORTE DIANTEIRO
3	SU 1019	SUPORTE TRASEIRO
4	LB 1008	SAPATA
5	BU 1216	BUCHA
6	DV 1492	GUIA DE GRAMPO
7	SU 1020	DESLIZANTE
8	PO 2005	PO. SX. 5/8" UNC NYB ZB
9	DV 1791	ESPAÇADOR DA AGULHA
10	GP 7892290	GRAMPO 7/8" x 92 x 290mm

NÚMERO	CÓDIGO	DESCRIÇÃO
11	PO 2007	PO. SX. 7/8" UNF DPL
12	LB 1006B	TENSOR FIXO 470mm
13	LB 1007B	TENSOR REGULÁVEL 470mm
14	PO 2024	PO. SX. M30 X 2 (MB) NYB ZB
15	RN 019924A	PINO BALANÇA (SEM PORCA)
16	PF 1036	PF. SX. 5/8" UNC RP X 5/8" X 2.1/2"
17	LB 1012	BALANÇA DISTANCIADA
18	RN 019925	BUCHA
19	LB 1010	SUPORTE CENTRAL
20	LB 1020	SUPORTE GUIA DIANTEIRO
21	LB 1021	SUPORTE GUIA TRASEIRO

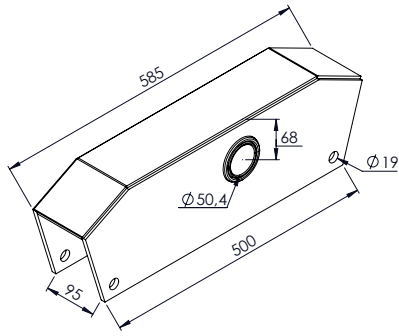


**SUSPENSÃO LUBFREE LIBRELATO**

NÚMERO	CÓDIGO	DESCRIÇÃO
1	PF 1008	PF. SX. 5/8" UNC RP X 5"
2	PF 1009	PF. SX. 5/8" UNC RP X 6"
3	LB 1005	BALANÇA
4	LB 1004LD	SUPORTE CENTRAL LD
5	LB 1004LE	SUPORTE CENTRAL LE
6	LB 1003	SUPORTE DIANTEIRO
7	SU 1019	SUPORTE TRASEIRO
8	LB 1008	SAPATA
9	BU 1216	BUCHA
10	DV 1492	GUIA DE GRAMPO

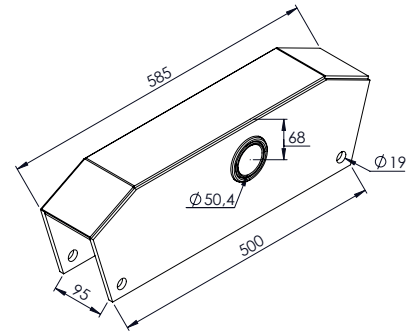
NÚMERO	CÓDIGO	DESCRIÇÃO
11	SU 1020	DESLIZANTE
12	DV 1791	ESPAÇADOR DA AGULHA
13	PO 2005	PO. SX. 5/8" UNC NYB ZB
14	GP 7892360	GRAMPO 7/8" x 92 x 360mm
15	PO 2007	PO. SX. 7/8" UNF DPL
16	LB 1006B	TENSOR FIXO 470mm
17	LB 1007B	TENSOR REGULÁVEL 470mm
18	PO 2024	PO. SX. M30 X 2 (MB) NYB ZB
19	RN 019924A	PINO BALANÇA
20	PF 1036	PF. SX. 5/8" UNC RP X 5/8" X 2.1/2"





18,45Kg

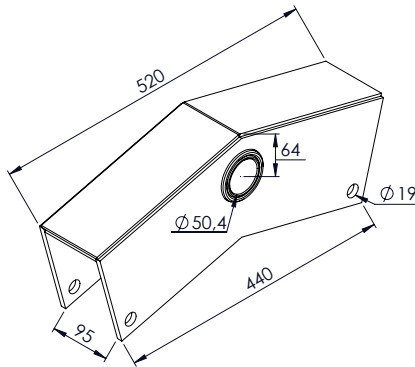
**GR 0404** BALANÇA TRUCK CAVALO LS PINO Ø 50mm (UNIVERSAL)



18,40Kg

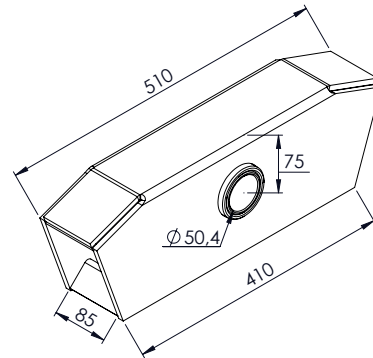
**GR 0404LE** BALANÇA LE TRUCK CAVALO LS PINO Ø 50mm

**GR 0404LD** BALANÇA LD TRUCK CAVALO LS PINO Ø 50mm



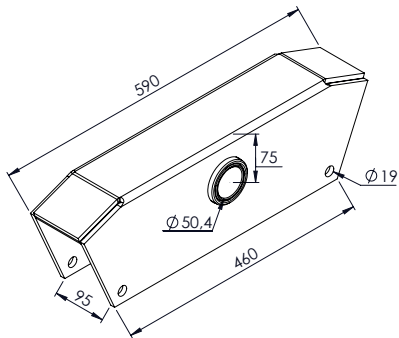
15,79Kg

**GR 0402** BALANÇA DA CARRETA ASA-DELTA LS PINO Ø 50mm



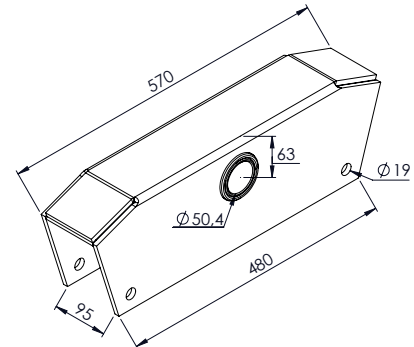
16,77Kg

**GR 0403** BALANÇA DO TRUCK PINO Ø 50mm



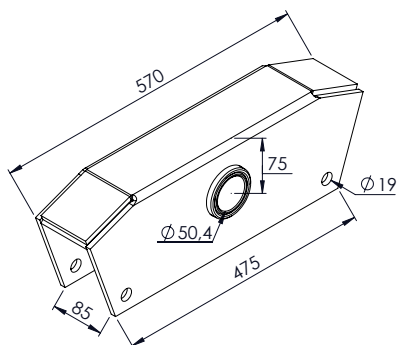
20,02Kg

**GR 0401** BALANÇA DA CARRETA INTERMEDIÁRIA PINO Ø 50mm



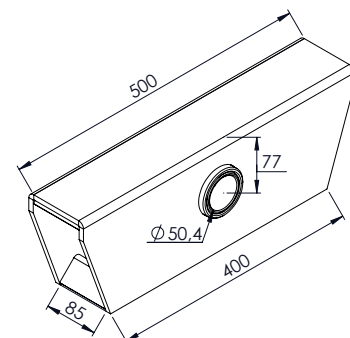
19,67Kg

**GR 0449** BALANÇA DA CARRETA PINO Ø 50mm



18,13Kg

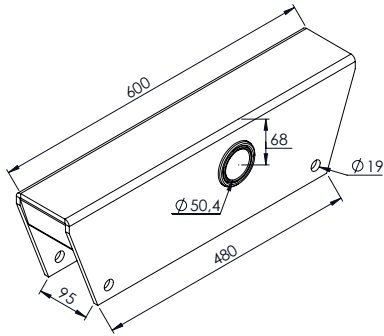
**GR 0461** BALANÇA DO TE PINO Ø 50mm



18,83Kg

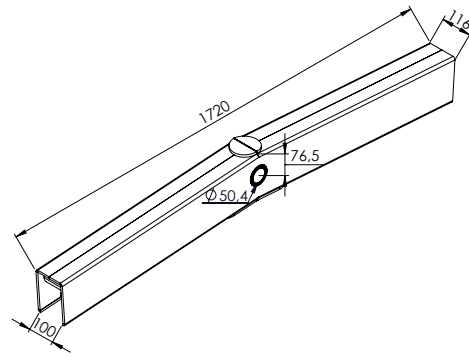
**GR 0400** BALANÇA DO TRUCK RETA PINO Ø 50mm

\*AS MARCAS E CÓDIGOS CITADOS SÃO UTILIZADOS MERAMENTE COMO REFERÊNCIAS. OS VALORES DOS PESOS SÃO APROXIMADOS.



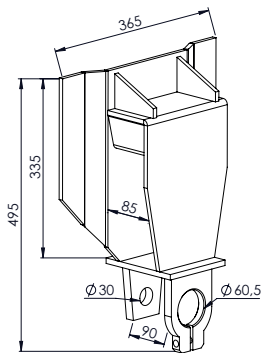
21,63Kg

**SU 1059** BALANÇA CAVALO MODERNA PINO Ø 50mm



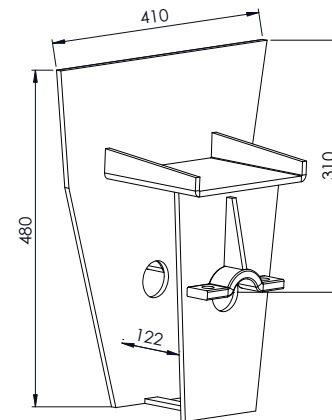
64,67Kg

**GR 0496** BALANÇA DA CARRETA SUSP. DISTANCIADA PINO Ø 50mm



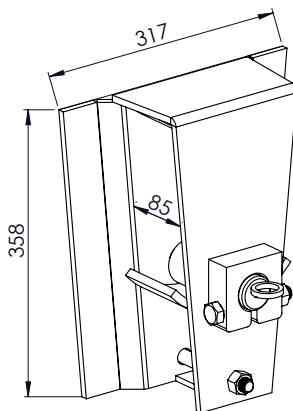
16,91Kg

**GR 0431** SUPORTE DIANTEIRO DO TRUCK GUERRA



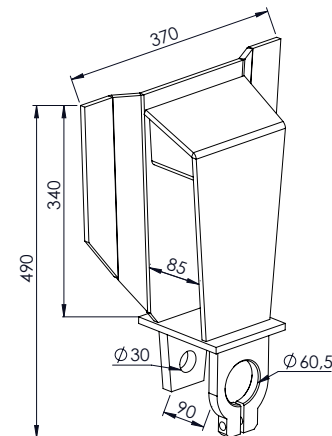
16,69Kg

**GR 0435** SUPORTE CENTRAL DO TRUCK GUERRA Ø 50mm



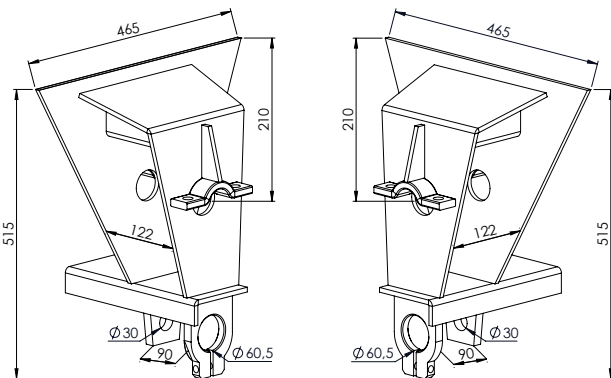
16,14Kg

**GR 0423** SUPORTE TRASEIRO DO TRUCK GUERRA



15,51Kg

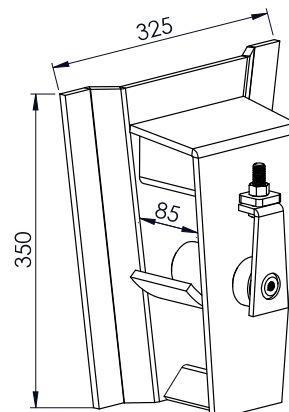
**GR 0422** SUPORTE DIANTEIRO TRUCK



20,82Kg

**GR 0421** SUPORTE CENTRAL LE DO TE Ø 50mm

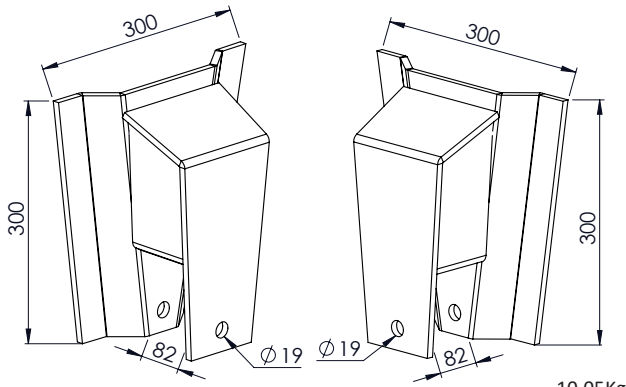
**GR 0420** SUPORTE CENTRAL LD DO TE Ø 50mm



20,80Kg

**GR 0433** SUPORTE TRASEIRO TRUCK

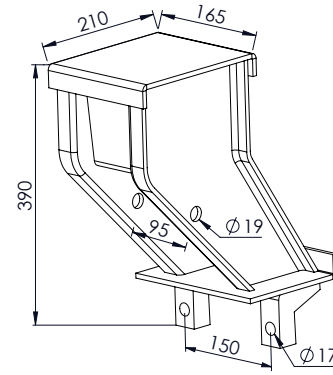
\*AS MARCAS E CÓDIGOS CITADOS SÃO UTILIZADOS MERAMENTE COMO REFERÊNCIAS. OS VALORES DOS PESOS SÃO APROXIMADOS.



10,05Kg

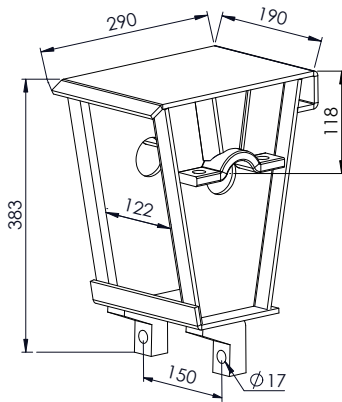
**GR 0434LE** SUPORTE TRASEIRO LE DO TE

**GR 0434LD** SUPORTE TRASEIRO LD DO TE



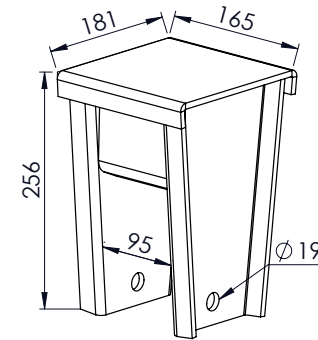
14,43Kg

**GR 0441** SUPORTE DIANTEIRO DA CARRETA



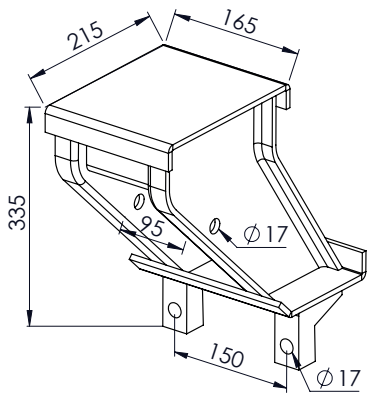
15,38Kg

**GR 0443** SUPORTE CENTRAL DA CARRETA Ø 50mm



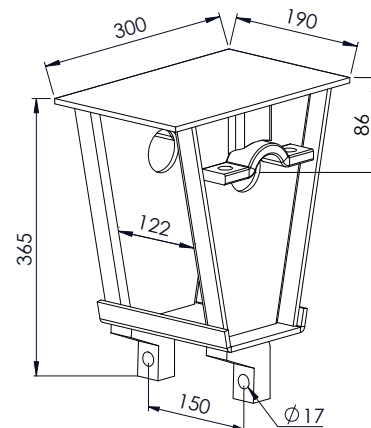
8,51Kg

**GR 0442** SUPORTE TRASEIRO DA CARRETA



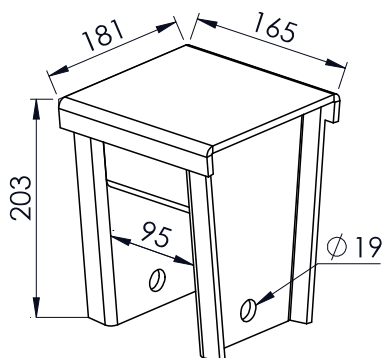
12,47Kg

**GR 0476** SUPORTE DIANTEIRO DO 1º BITREM



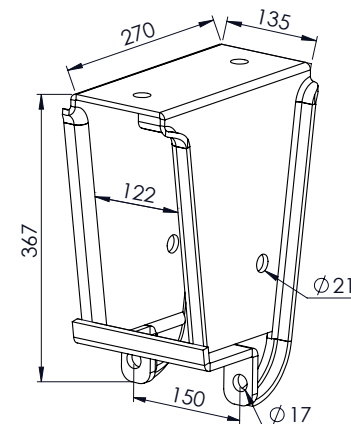
14,29Kg

**GR 0477** SUPORTE CENTRAL DO 1º BITREM Ø 50mm



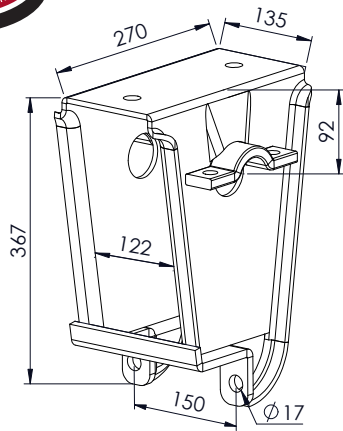
6,91Kg

**GR 0478** SUPORTE TRASEIRO DO 1º BITREM



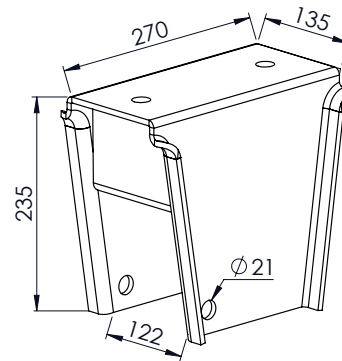
12,10Kg

**SU 1047** SUPORTE DIANTEIRO DO SR 1º BITREM



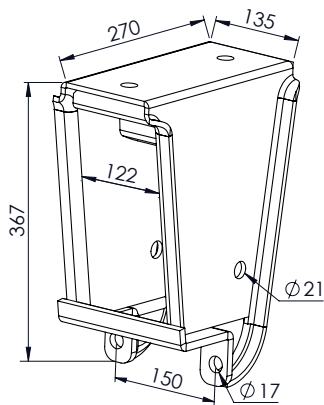
11,45Kg

**SU 1048** SUPORTE CENTRAL DO SR 1º BITREM Ø 50mm



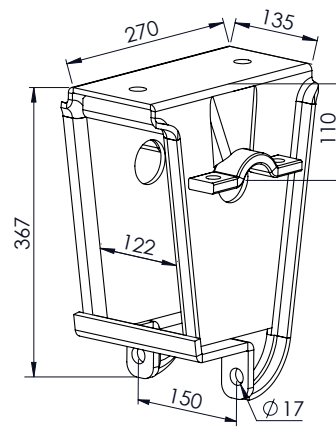
8,57Kg

**SU 1049** SUPORTE TRASEIRO DO SR 1º BITREM



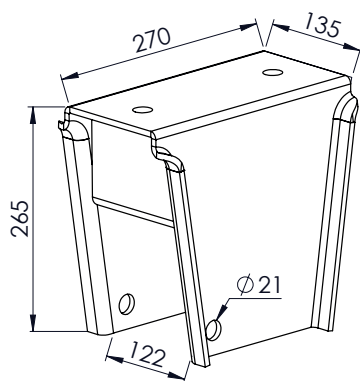
12,91Kg

**SU 1053** SUPORTE DIANTEIRO DO SR 2º BITREM



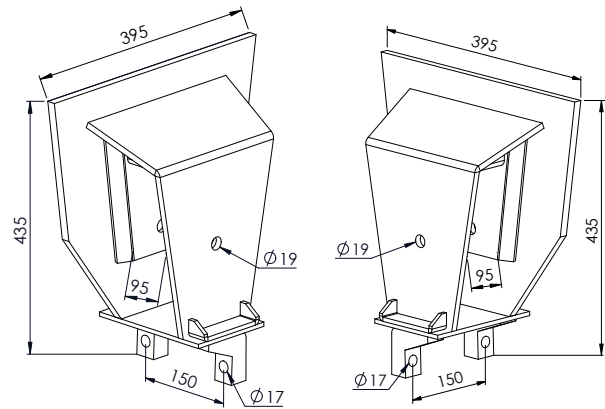
12,81Kg

**SU 1054** SUPORTE CENTRAL DO SR 2º BITREM PINO Ø 50mm



10,31Kg

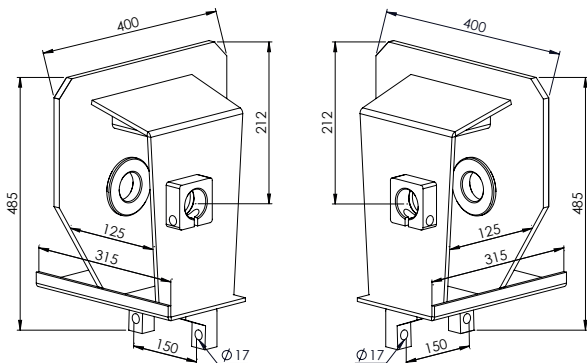
**SU 1055** SUPORTE TRASEIRO DO SR 2º BITREM



22,90Kg

**SU 1058LE** SUPORTE DIANTEIRO LE DO CAVALO

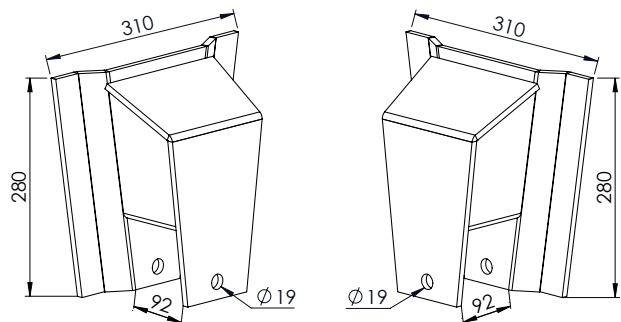
**SU 1058LD** SUPORTE DIANTEIRO LD DO CAVALO



27,41Kg

**SU 1057LE** SUPORTE CENTRAL LE DO CAVALO Ø 50mm

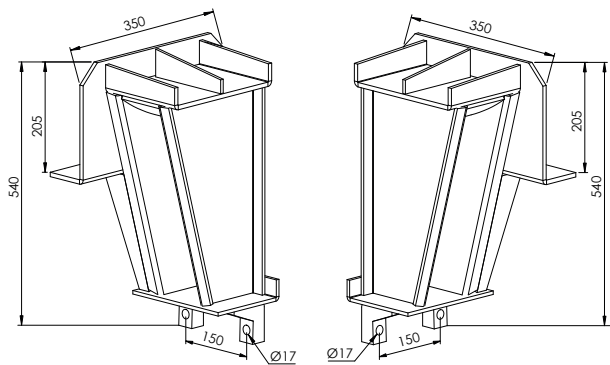
**SU 1057LD** SUPORTE CENTRAL LD DO CAVALO Ø 50mm



9,88Kg

**SU 1056LE** SUPORTE TRASEIRO LE DO CAVALO

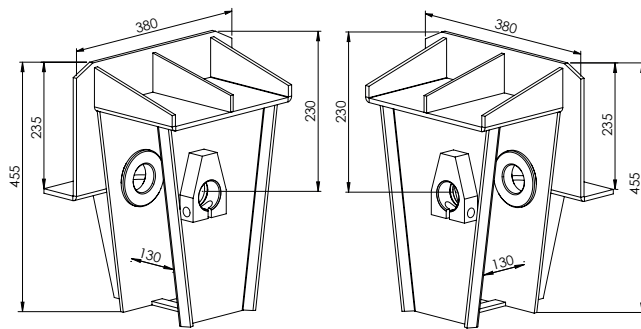
**SU 1056LD** SUPORTE TRASEIRO LD DO CAVALO



25,82Kg

**GR 0438** SUPORTE DIANTEIRO LE DO TRUKÃO LS

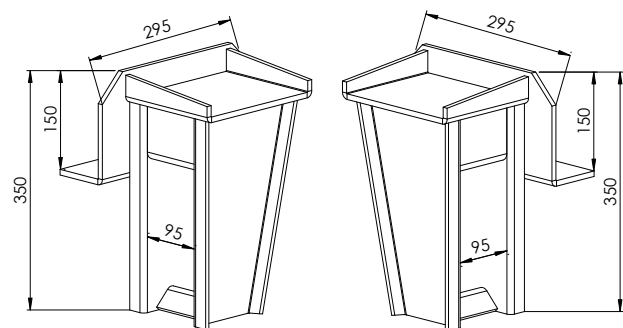
**GR 0437** SUPORTE DIANTEIRO LD DO TRUKÃO LS



24,00Kg

**GR 0459** SUPORTE CENTRAL LE DO TRUKÃO LS Ø 50mm

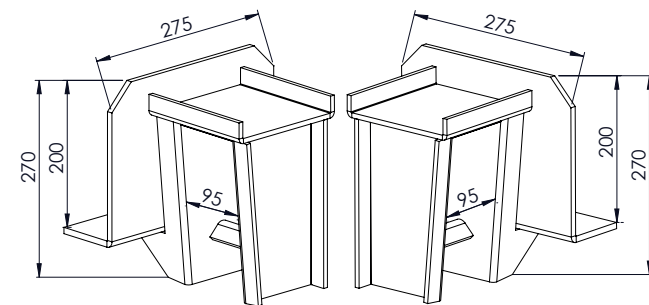
**GR 0450** SUPORTE CENTRAL LD DO TRUKÃO LS Ø 50mm



14,85Kg

**GR 0440** SUPORTE TRASEIRO LE DO TRUKÃO LS

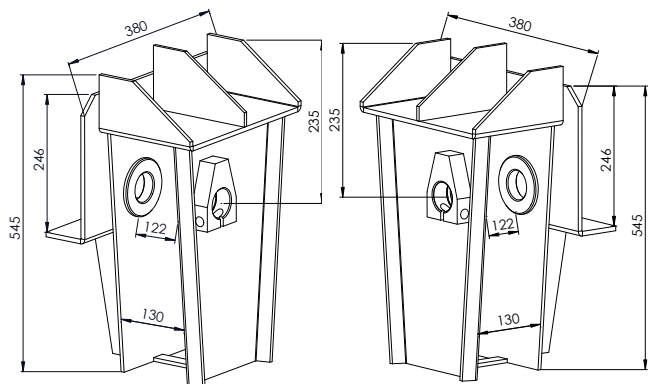
**GR 0439** SUPORTE TRASEIRO LD DO TRUKÃO LS



11,50Kg

**GR 0485LE** SUPORTE DIANTEIRO LE DO CAVALO VOLVO

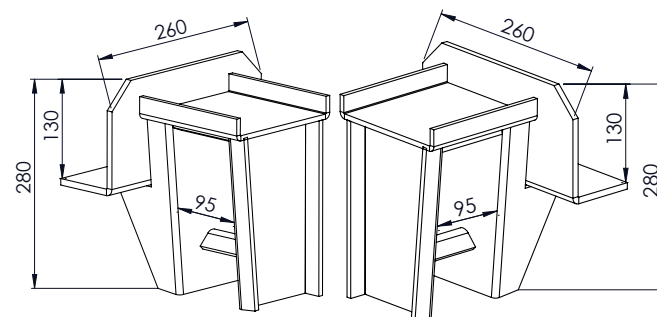
**GR 0485LD** SUPORTE DIANTEIRO LD DO CAVALO VOLVO



27,03Kg

**GR 0484** SUPORTE CENTRAL LE DO CAVALO VOLVO Ø 50mm

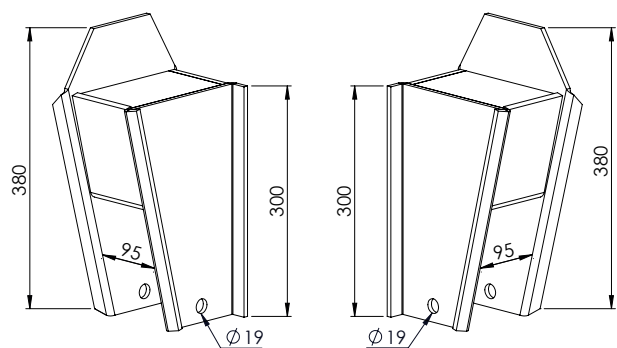
**GR 0483** SUPORTE CENTRAL LD DO CAVALO VOLVO Ø 50mm



10,41Kg

**GR 0486LE** SUPORTE TRASEIRO LE DO CAVALO VOLVO

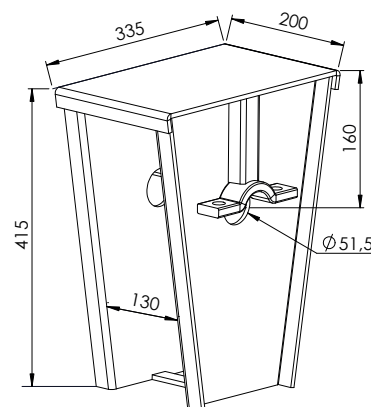
**GR 0486LD** SUPORTE TRASEIRO LD DO CAVALO VOLVO



10,15Kg

**GR 0447** SUPORTE TRASEIRO LE DA CARRETA

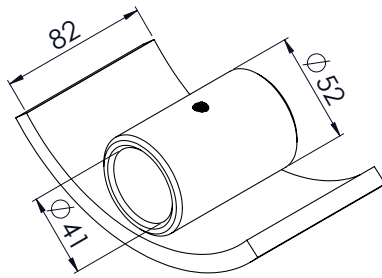
**GR 0446** SUPORTE TRASEIRO LD DA CARRETA



17,42Kg

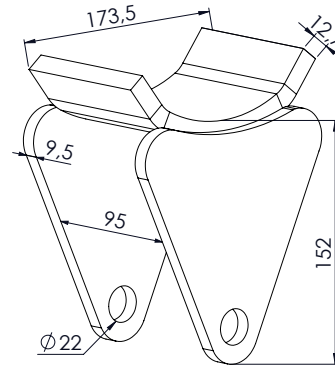
**GR 0464** SUPORTE CENTRAL DA SUSPENSÃO DO SR Ø 51,5mm





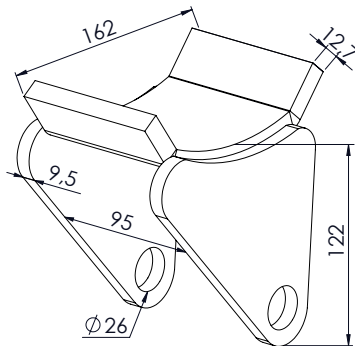
1,62Kg

**GR 0427** DESLIZANTE SUPORTE TRASEIRO



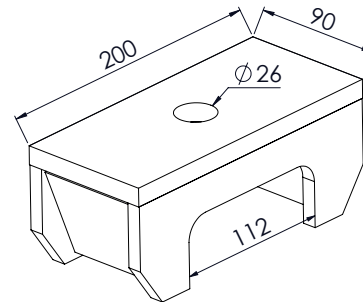
3,74Kg

**SU 1051** DESLIZANTE DA CARRETA ATÉ 2003



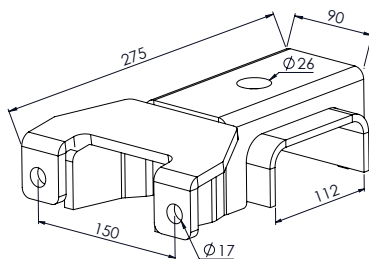
3,55Kg

**GR 0458** DESLIZANTE DA CARRETA APÓS 2003



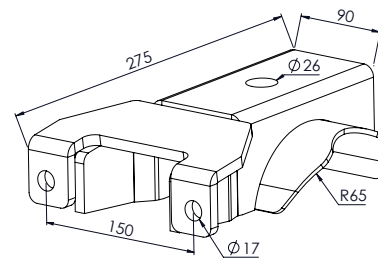
3,80Kg

**GR 0418** SAPATA DA CARRETA EIXO 112mm



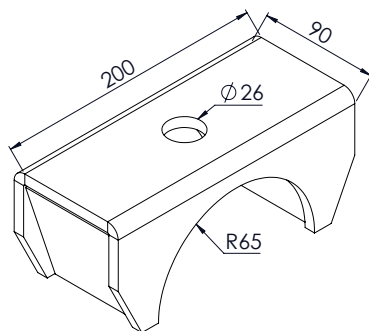
5,82Kg

**GR 0457** SAPATA DA CARRETA EIXO 112mm



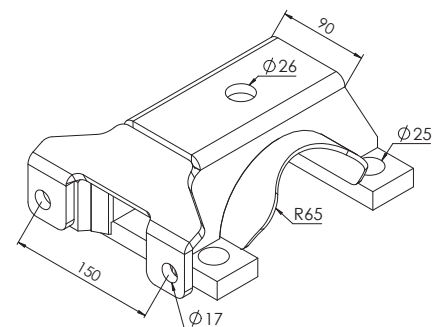
5,94Kg

**GR 0457R** SAPATA DA CARRETA EIXO Ø 130mm



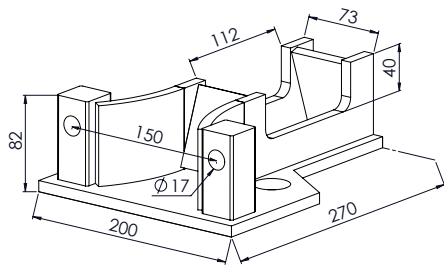
2,78Kg

**GR 0490** SAPATA SUPERIOR EIXO Ø 130mm



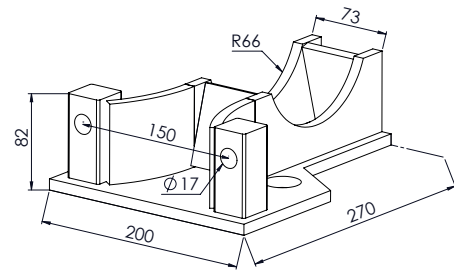
6,92Kg

**GR 0497** SAPATA GUERRA MODERNA EIXO Ø 130mm



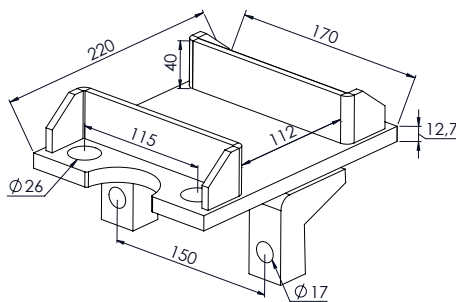
6,45Kg

**GR 0417** SAPATA DA CARRETA EIXO 112mm



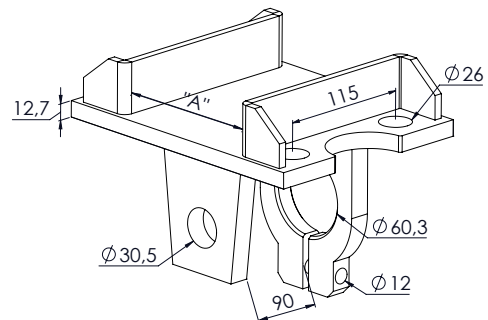
6,48Kg

**GR 0417R** SAPATA DA CARRETA EIXO Ø 130mm



5,76Kg

**GR 0451** SAPATA INFERIOR SR EIXO 112mm

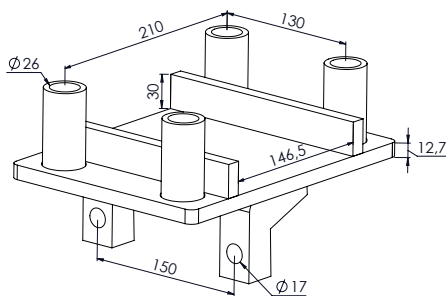


6,23Kg

**GR 0453** SAPATA INFERIOR DA CARRETA "A" 100mm

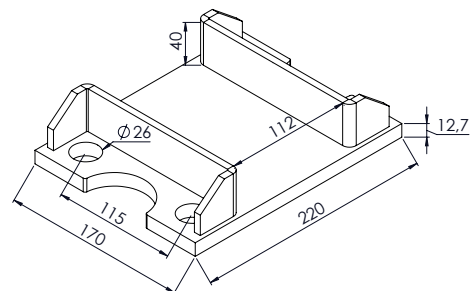
**GR 0454** SAPATA INFERIOR DA CARRETA "A" 120mm

**GR 0455** SAPATA INFERIOR DA CARRETA "A" 112mm



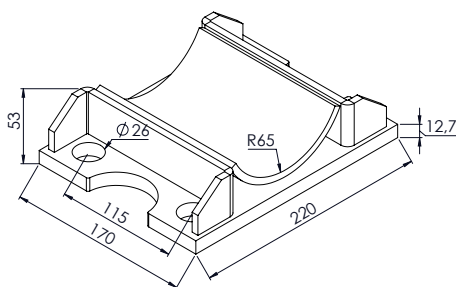
8,68Kg

**GR 0456** SAPATA INFERIOR TRAÇÃO CAVALO



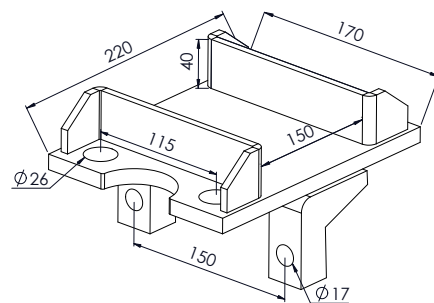
4,27Kg

**GR 0481** SAPATA INFERIOR DA CARRETA EIXO 112mm



5,43Kg

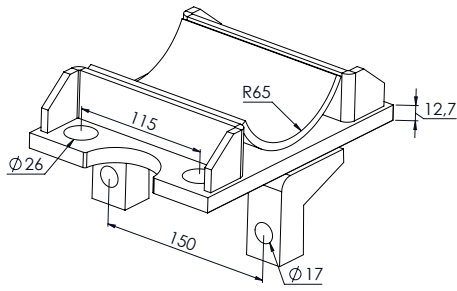
**GR 0482** SAPATA INFERIOR DA CARRETA EIXO Ø 130mm



6,12Kg

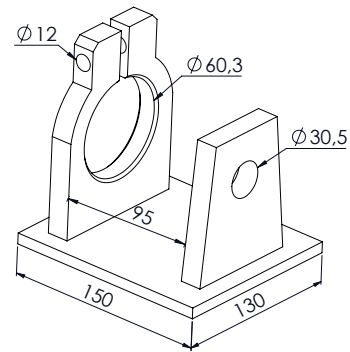
**GR 0489** SAPATA INFERIOR DO SR EIXO 150mm ABERTA

\*AS MARCAS E CÓDIGOS CITADOS SÃO UTILIZADOS MERAMENTE COMO REFERÊNCIAS. OS VALORES DOS PESOS SÃO APROXIMADOS.



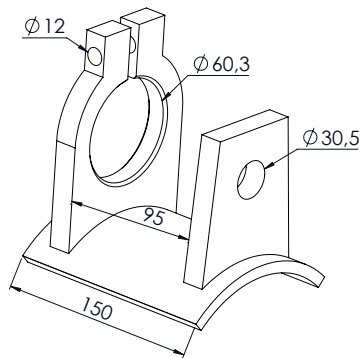
6,87Kg

**GR 0491** SAPATA INFERIOR EIXO Ø 130mm



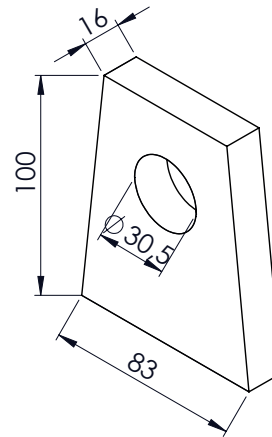
3,15Kg

**GR 0410** MANCAL TENSOR BASE RETA



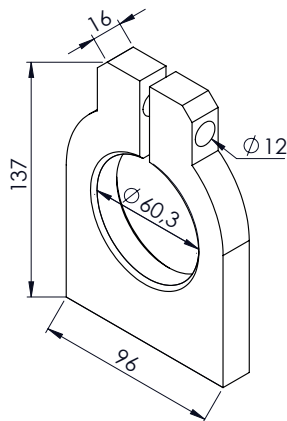
3,02Kg

**GR 0424** MANCAL TENSOR BASE CURVA



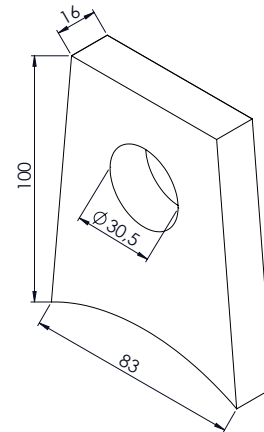
0,83Kg

**GR 0408** MANCAL INTERNO TENSOR RETO



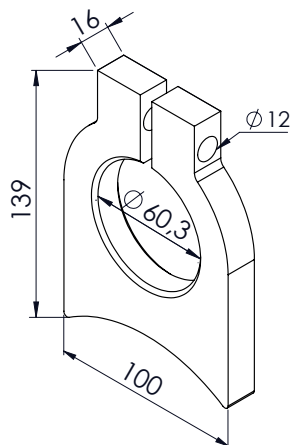
1,02Kg

**GR 0409** MANCAL EXTERNO TENSOR RETO



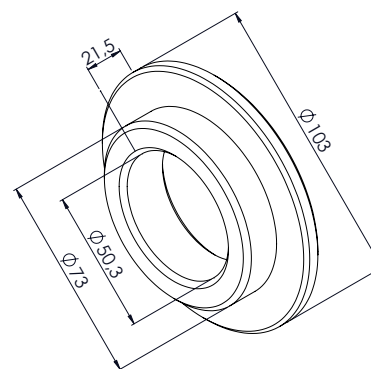
0,77Kg

**GR 0426** MANCAL INTERNO TENSOR CURVO



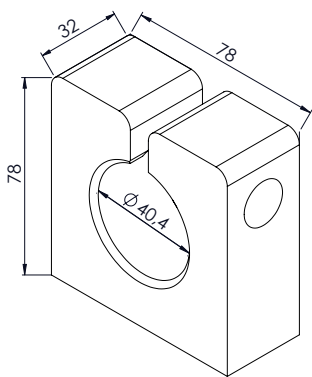
1,11Kg

**GR 0425** MANCAL EXTERNO TENSOR CURVO



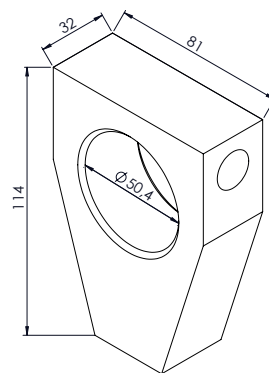
0,57Kg

**GR 0466** MANCAL INTERNO SUPORTE CENTRAL DO TE LS



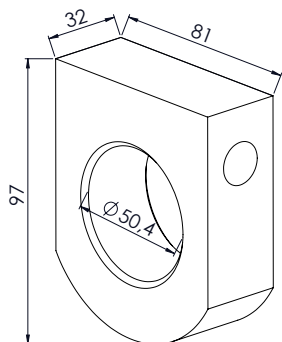
0,96Kg

**GR 0419** MANCAL SUPORTE TRASEIRO Ø 40mm



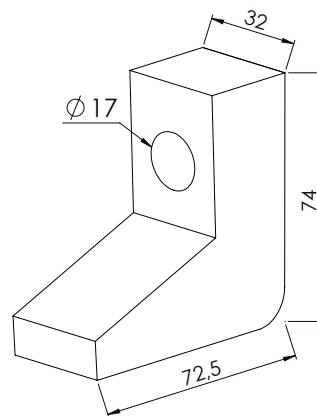
1,21Kg

**GR 0406** MANCAL EXTERNO BALANÇA Ø 50mm



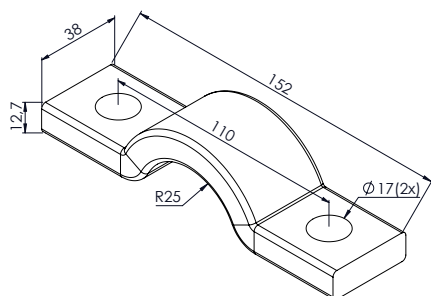
1,08Kg

**GR 0465** MANCAL EXTERNO SUPORTE CENTRAL DO TE LS Ø 50mm



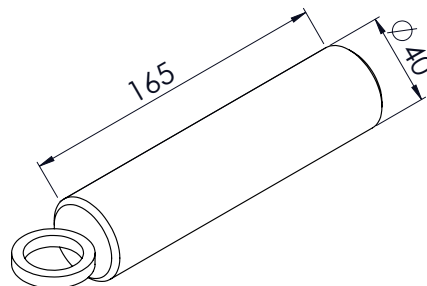
0,70Kg

**GR 0430** MANCAL TENSOR PARA CARRETA



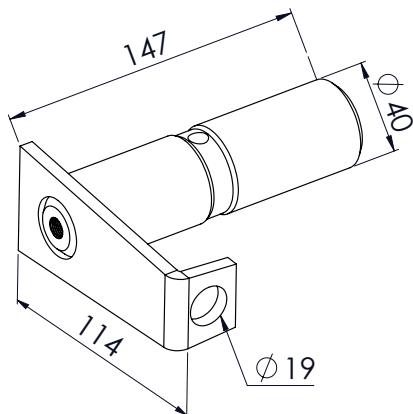
0,60Kg

**RN 0155** SEMI MANCAL PINO Ø 50mm



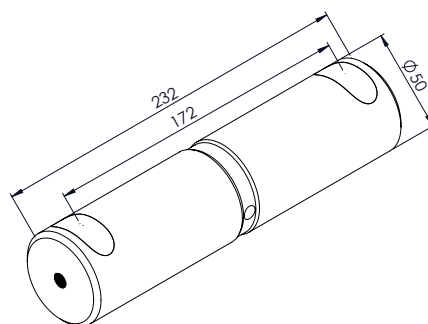
1,76Kg

**GR 0428** PINO COM ARGOLA SUPORTE TRASEIRO Ø 40mm



1,58Kg

**GR 0429** PINO COM ALAVANCA SUPORTE TRASEIRO Ø 40mm

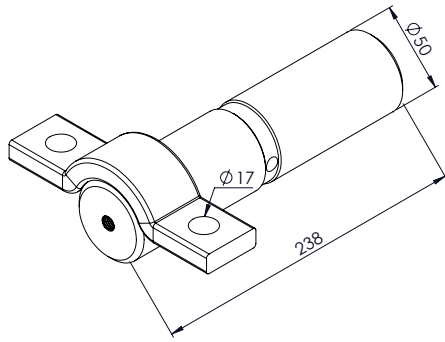


3,40Kg

**GR 0411** PINO BALANÇA DA CARRETA Ø 50mm

**GR 0411C** PINO BALANÇA DA CARRETA (TEMPERADO) Ø 50mm

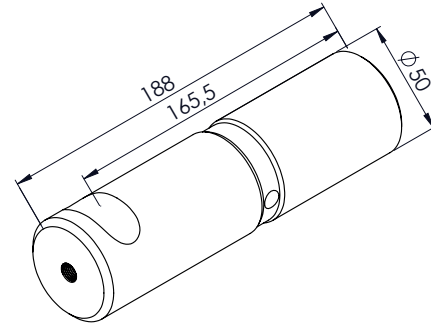
\*AS MARCAS E CÓDIGOS CITADOS SÃO UTILIZADOS MERAMENTE COMO REFERÊNCIAS. OS VALORES DOS PESOS SÃO APROXIMADOS.



4,08Kg

**GR 0412** PINO BALANÇA C/ MANCAL Ø 50mm

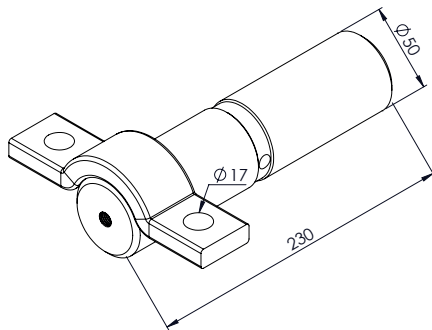
**GR 0412C** PINO BALANÇA C/ MANCAL (TEMPERADO) Ø 50mm



2,75Kg

**GR 0414** PINO BALANÇA DO TE LS Ø 50mm

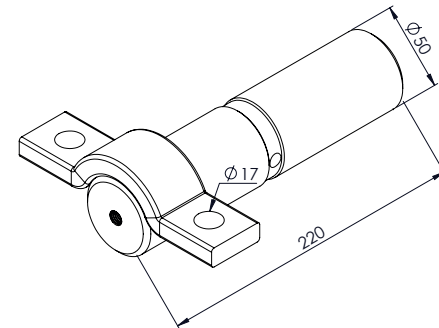
**GR 0414C** PINO BALANÇA DO TE LS (TEMPERADO) Ø 50mm



4,01Kg

**GR 0415** PINO BALANÇA C/ MANCAL Ø 50mm

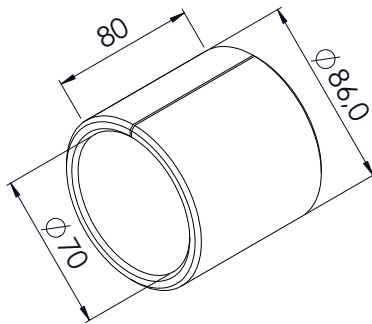
**GR 0415C** PINO BALANÇA C/ MANCAL (TEMPERADO) Ø 50mm



3,82Kg

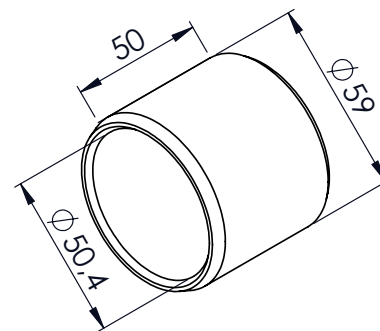
**GR 0467** PINO BALANÇA C/ MANCAL Ø 50mm

**GR 0467C** PINO BALANÇA C/ MANCAL (TEMPERADO) Ø 50mm



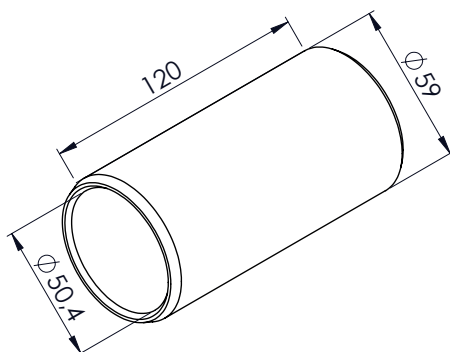
1,19Kg

**TE 1304** OLHAL TENSOR GUERRA



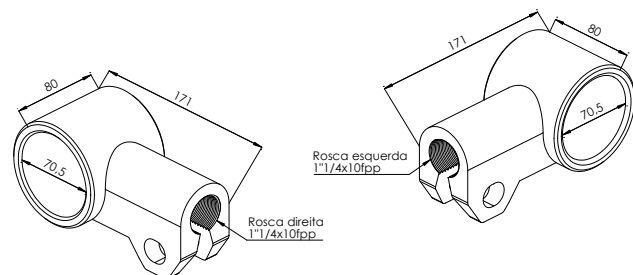
0,27Kg

**GR 0407** BUCHA INTERNA (CEMENTADO)



0,66Kg

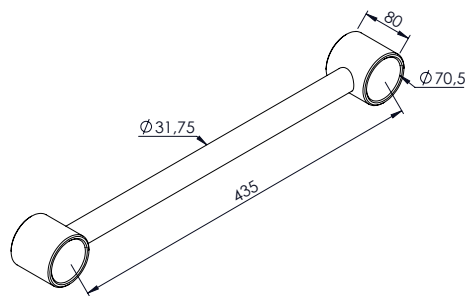
**GR 0452** BUCHA INTERNA (CEMENTADO)



2,40Kg

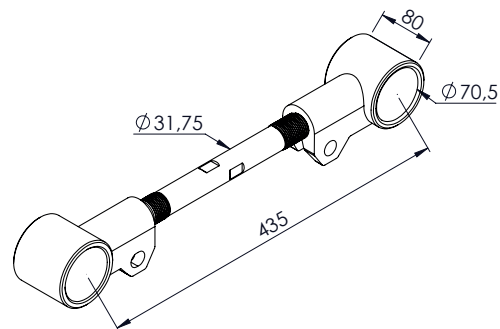
**GR 0473LE** PONTEIRA FUNDIDA ROSCA ESQUERDA

**GR 0473LD** PONTEIRA FUNDIDA ROSCA DIREITA



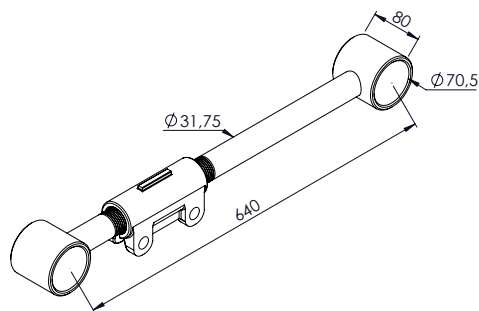
4,61Kg

**GR 0469** TENSOR FIXO 1.1/4" COM 435mm



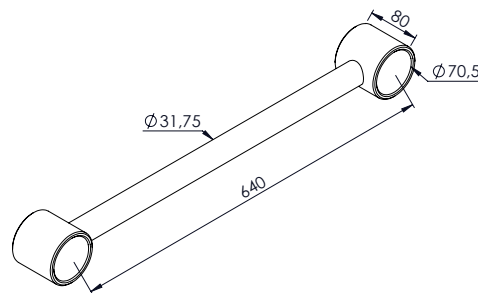
6,85Kg

**GR 0470** TENSOR REGULÁVEL 1.1/4" COM 435mm



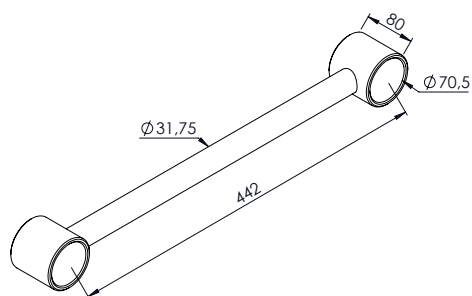
7,27Kg

**GR 0474** TENSOR REGULÁVEL 1.1/4" COM 640mm



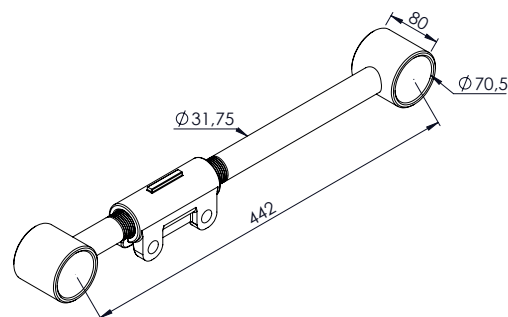
5,88Kg

**GR 0475** TENSOR FIXO 1.1/4" COM 640mm



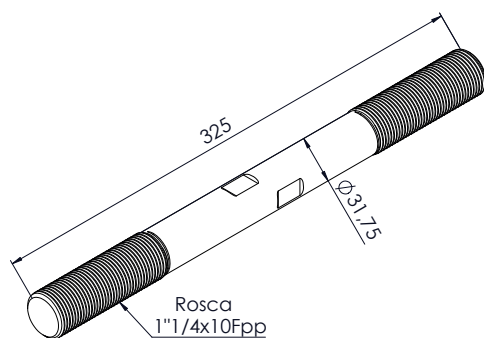
4,66Kg

**GR 0479** TENSOR FIXO 1.1/4" COM 442mm



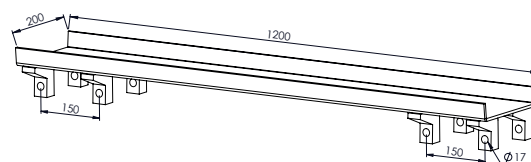
6,02Kg

**GR 0480** TENSOR REGULÁVEL 1.1/4" COM 442mm



2,05Kg

**GR 0471** FUSO DO TENSOR 1.1/4" COM 325mm



21,93Kg

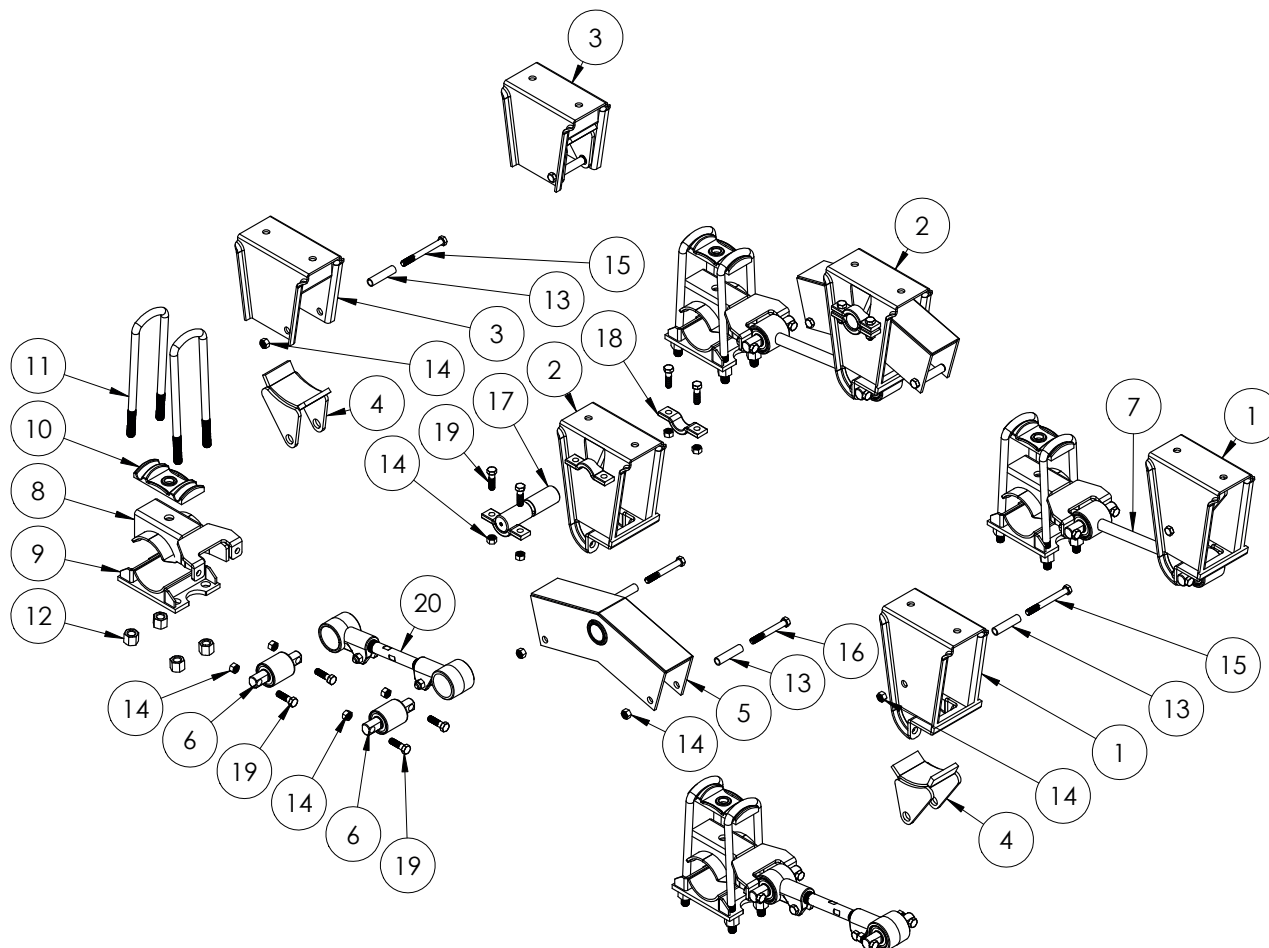
**GR 0492** TRAVESSA DO CAVALO VOLVO

\*AS MARCAS E CÓDIGOS CITADOS SÃO UTILIZADOS MERAMENTE COMO REFERÊNCIAS. OS VALORES DOS PESOS SÃO APROXIMADOS.





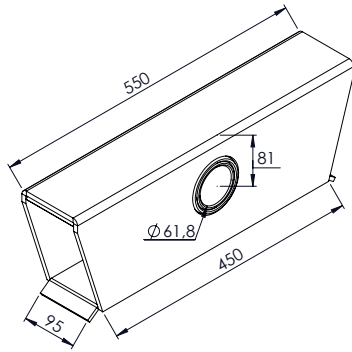
\*AS MARCAS E CÓDIGOS CITADOS SÃO UTILIZADOS MERAMENTE COMO REFERÊNCIAS. OS VALORES DOS PESOS SÃO APROXIMADOS.



## SUSPENSÃO SEMIREBOQUE 1º BITREM GUERRA

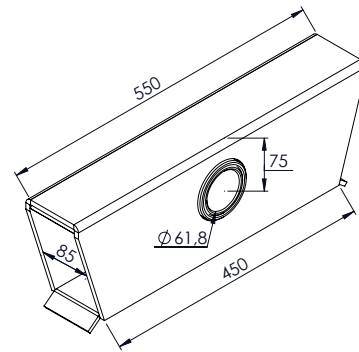
NÚMERO	CÓDIGO	DESCRIÇÃO
1	SU 1047	SUPORTE DIANTEIRO
2	SU 1048	SUPORTE CENTRAL
3	SU 1049	SUPORTE TRASEIRO
4	GR 0458	DESLIZANTE
5	GR 0402	BALANÇA
6	BU 1216	BUCHA
7	GR 0469	TENSOR FIXO 435mm
8	GR 0457R	SAPATA
9	RN 0159R	SAPATA INFERIOR
10	DV 1492	GUIA DE GRAMPO

NÚMERO	CÓDIGO	DESCRIÇÃO
11	GP 7892420	GRAMPO 7/8" x 92 x 420mm
12	PO 2006	PO. SX. 7/8" UNF DPL
13	DV 1791	ESPAÇADOR DA AGULHA
14	PO 2005	PO. SX. 5/8" UNC NYB ZB
15	PF 1009	PF. SX. 5/8" UNC RP X 6"
16	PF 1008	PF. SX. 5/8" UNC RP X 5"
17	RN 0168	PINO BALANÇA COM MANCAL
18	GR 0416	SEMI MANCAL
19	PF 1004	PF. SX. 5/8" X 2"
20	GR 0470	TENSOR REGULÁVEL 435mm



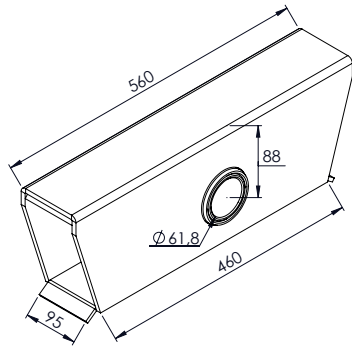
20,17Kg

**NO 0300** BALANÇA DA CARRETA PINO Ø 61,5mm



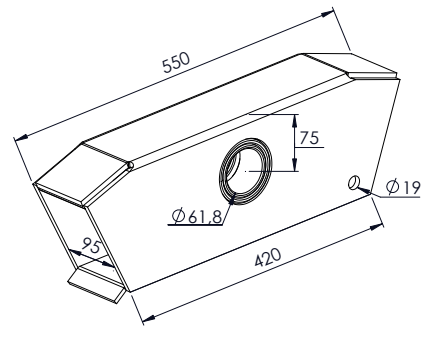
19,40Kg

**NO 0302** BALANÇA DO TRUCK PINO Ø 61,5mm (FORA DE CENTRO)



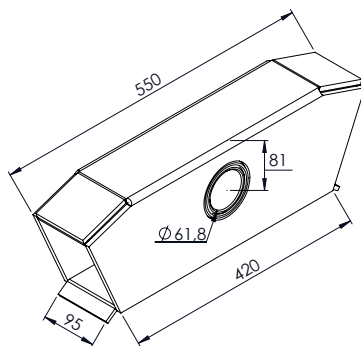
22,17Kg

**NO 0337** BALANÇA DO CAVALO PINO Ø 61,5mm



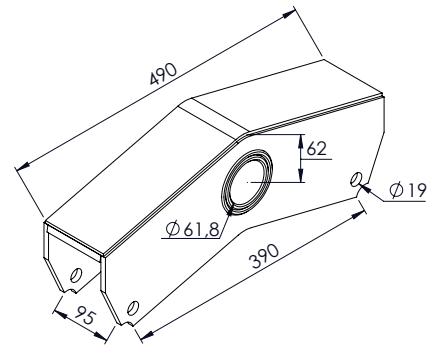
22,17Kg

**NO 0320** BALANÇA DIANTEIRA DA CARRETA PINO Ø 61,5mm



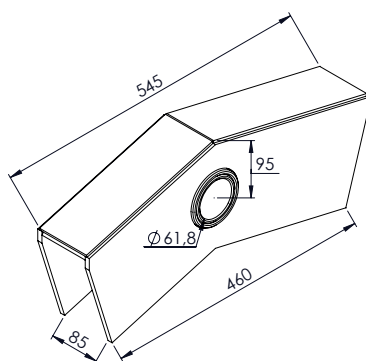
19,52Kg

**NO 0321** BALANÇA TRASEIRA DA CARRETA PINO Ø 61,5mm



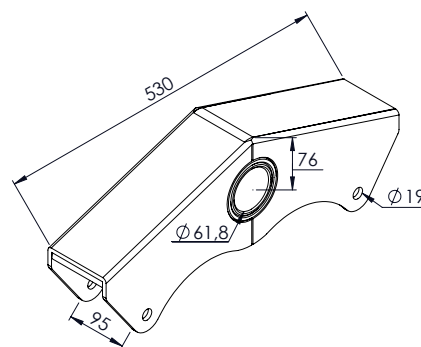
14,68Kg

**NO 0301** BALANÇA ASA-DELTA DA CARRETA PINO Ø 61,5mm



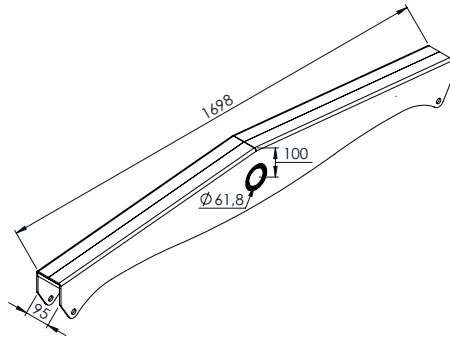
18,66Kg

**NO 0335** BALANÇA TRUCK ASA-DELTA PINO Ø 61,5mm



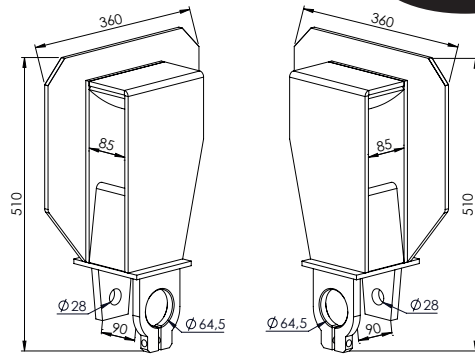
14,50Kg

**NO 0363** BALANÇA DA CARRETA 2012 PINO Ø 61,5mm



45,85Kg

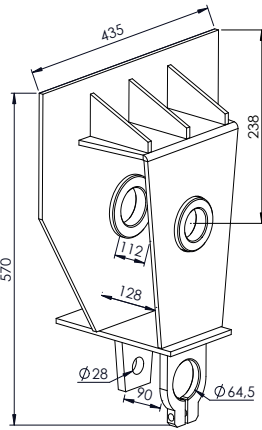
**NO 0375** BALANÇA SUSPENSÃO DISTANCIADA PINO  $\phi$  61mm



21,14Kg

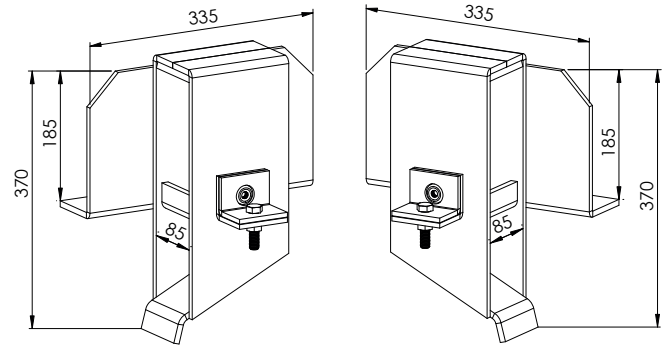
**NO 0313** SUPORTE DIANTEIRO LE DO TRUCK

**NO 0314** SUPORTE DIANTEIRO LD DO TRUCK



22,40Kg

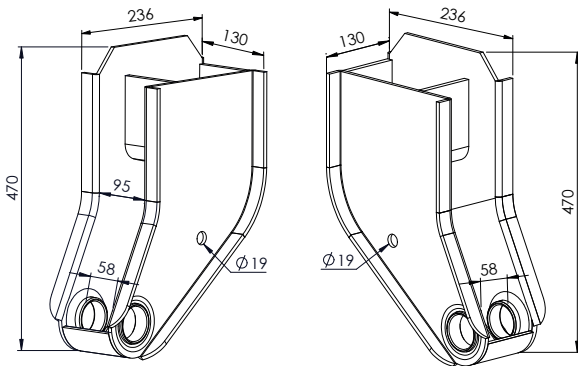
**NO 0312** SUPORTE CENTRAL DO TRUCK PINO  $\phi$  61,5mm



17,24Kg

**NO 0315** SUPORTE TRASEIRO LE DO TRUCK

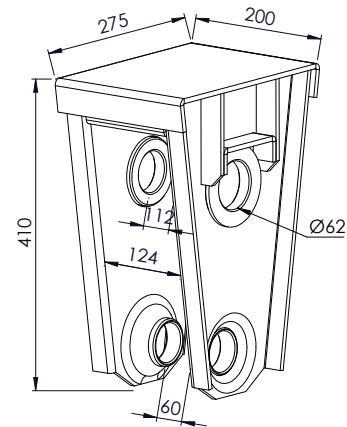
**NO 0316** SUPORTE TRASEIRO LD DO TRUCK



14,00Kg

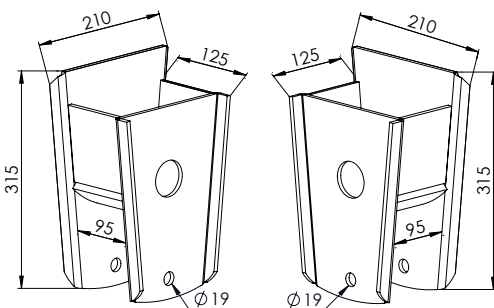
**NO 0325** SUPORTE DIANTEIRO LE DA CARRETA

**NO 0324** SUPORTE DIANTEIRO LD DA CARRETA



16,52Kg

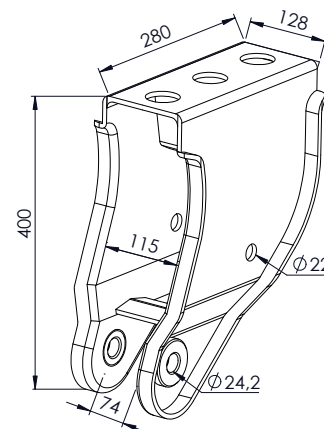
**NO 0323** SUPORTE CENTRAL DA CARRETA  $\phi$  62mm



8,55Kg

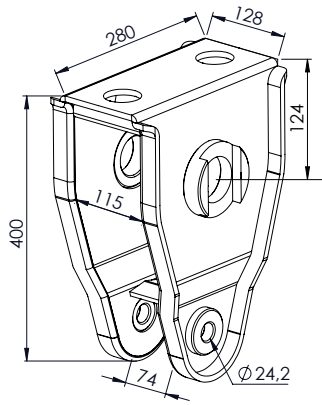
**NO 0322LE** SUPORTE TRASEIRO LE ESTAMPADO DA CARRETA

**NO 0322LD** SUPORTE TRASEIRO LD ESTAMPADO DA CARRETA



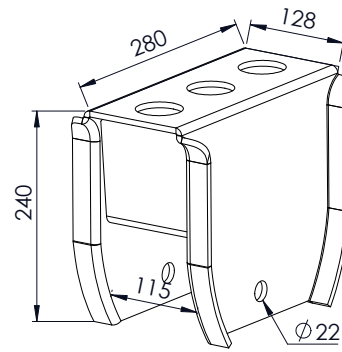
14,12Kg

**NO 0367** SUPORTE DIANTEIRO CARRETA 2012



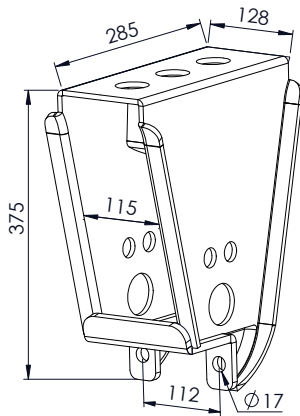
14,86Kg

**NO 0364** SUPORTE CENTRAL 2012 PINO Ø 61,5mm



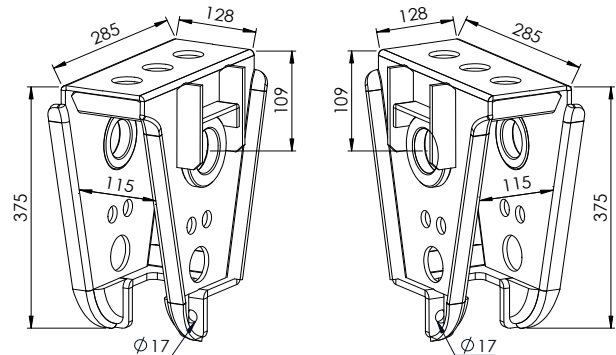
10,20Kg

**NO 0366** SUPORTE TRASEIRO CARRETA 2012



12,71Kg

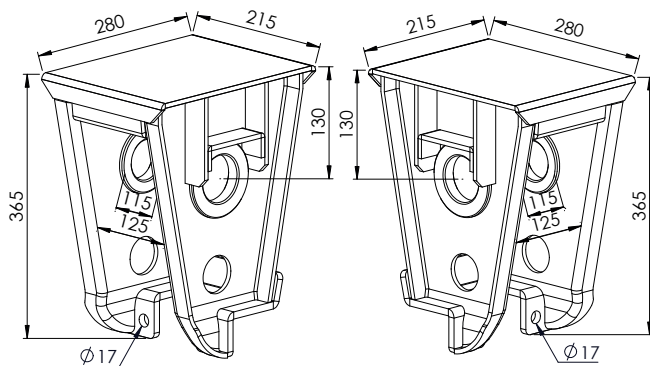
**NO 0340** SUPORTE DIANTEIRO DA CARRETA 2005/2012



14,00Kg

**NO 0341LE** SUP. CENTRAL CARRETA 2007/2012 PINO Ø 61,5mm

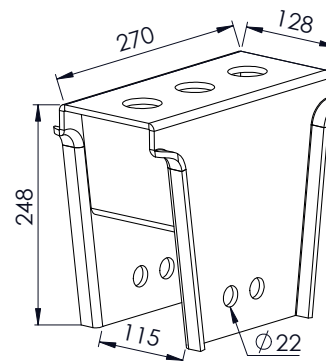
**NO 0341LD** SUP. CENTRAL CARRETA 2007/2012 PINO Ø 61,5mm



16,73Kg

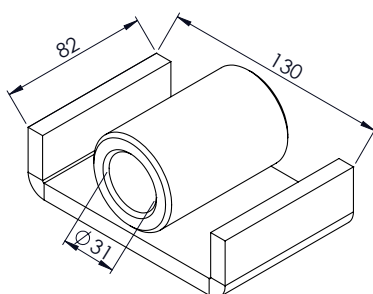
**NO 0359LE** SUP. CENTRAL CARRETA 2005/2012 PINO Ø 61,5mm

**NO 0359LD** SUP. CENTRAL CARRETA 2005/2012 PINO Ø 61,5mm



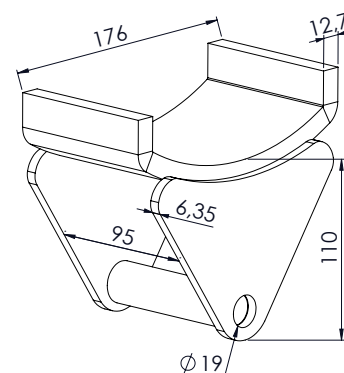
9,20Kg

**NO 0342** SUPORTE TRASEIRO DA CARRETA 2005/2012



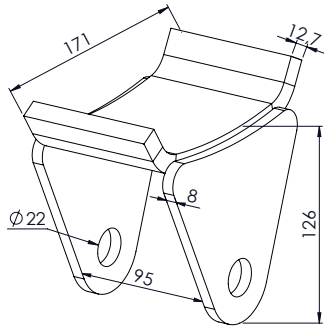
1,93Kg

**NO 0330** DESLIZANTE SUPORTE DIANTEIRO TRUCK



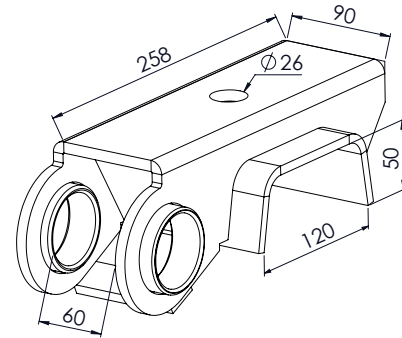
3,00Kg

**NO 0346** DESLIZANTE SR



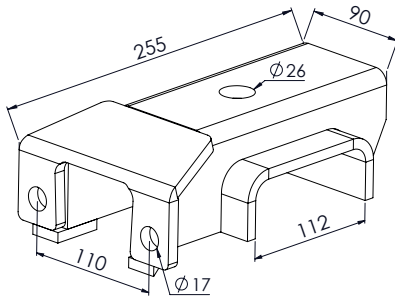
3,08Kg

**NO 0365** DESLIZANTE CARRETA NOMA 2012



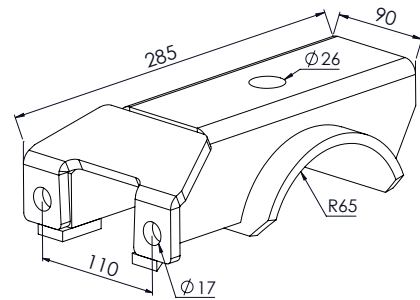
5,29Kg

**NO 0336** SAPATA SUPERIOR CARRETA SUSPENSAO ESTAMPADA



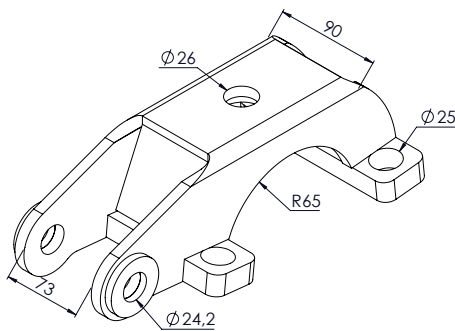
5,95Kg

**NO 0345** SAPATA SUPERIOR CARRETA EIXO 112mm



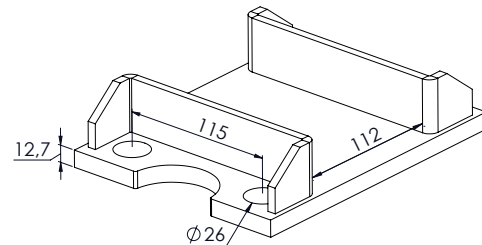
6,28Kg

**NO 0345R** SAPATA SUPERIOR CARRETA EIXO Ø 130mm



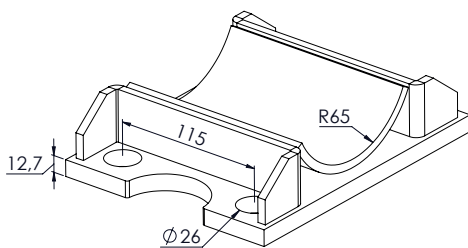
5,61Kg

**NO 0374** SAPATA SUPERIOR CARRETA 2012 EIXO Ø 130mm



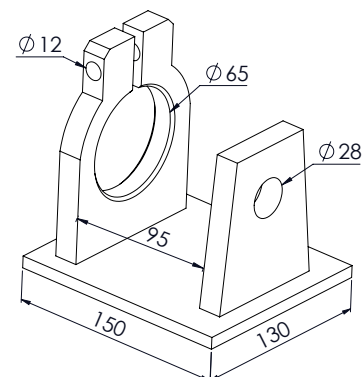
4,27Kg

**NO 0360** SAPATA INFERIOR CARRETA EIXO 112mm



5,38Kg

**NO 0360R** SAPATA INFERIOR CARRETA EIXO Ø 130mm

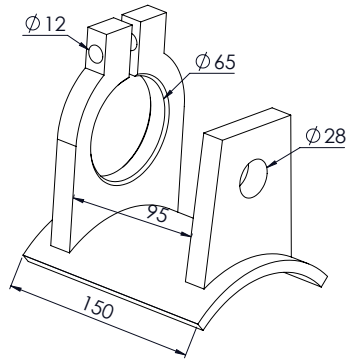


3,10Kg

**NO 0317** MANCAL TENSOR COM BASE RETA

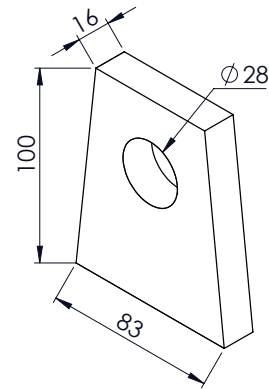
\*AS MARCAS E CÓDIGOS CITADOS SÃO UTILIZADOS MERAMENTE COMO REFERÊNCIAS. OS VALORES DOS PESOS SÃO APROXIMADOS.





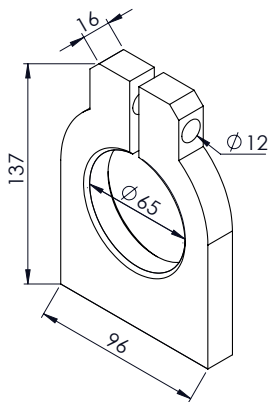
2,97Kg

**NO 0326** MANCAL TENSOR COM BASE CURVA



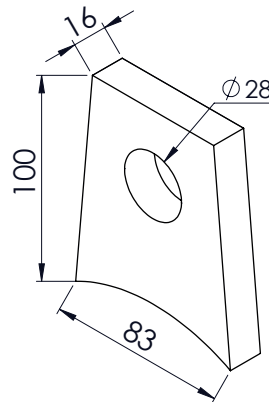
0,83Kg

**NO 0318** MANCAL INTERNO TENSOR RETO



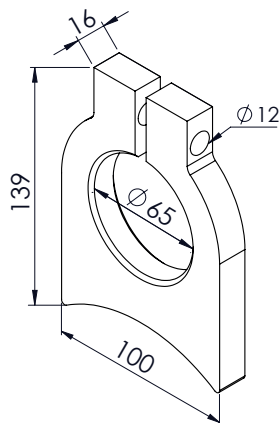
0,97Kg

**NO 0319** MANCAL EXTERNO TENSOR RETO



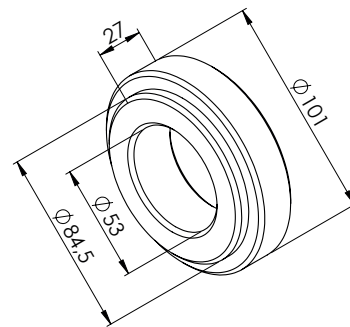
0,76Kg

**NO 0327** MANCAL INTERNO TENSOR CURVO



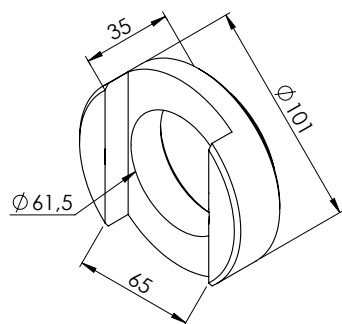
0,91Kg

**NO 0328** MANCAL EXTERNO TENSOR CURVO



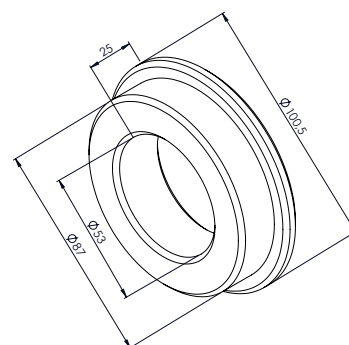
1,16Kg

**NO 0368** MANCAL EXTERNO SUPORTE CENTRAL 2012



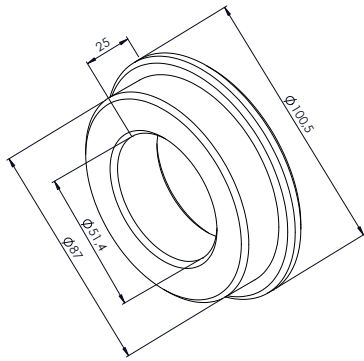
0,96Kg

**NO 0369** MANCAL INTERNO SUPORTE CENTRAL 2012



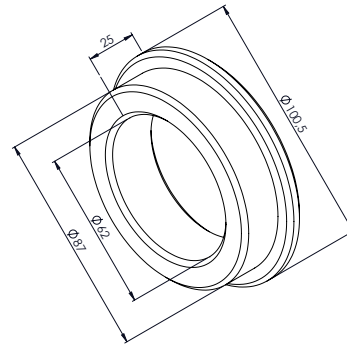
0,85Kg

**NO 0310** MANCAL EXTERNO PINO BALANÇA



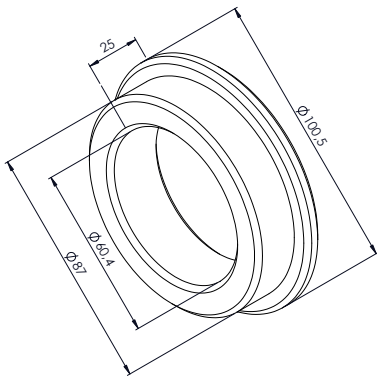
1,23Kg

**NO 0310A** MANCAL EXTERNO PINO DA BALANCA "ESPECIAL"



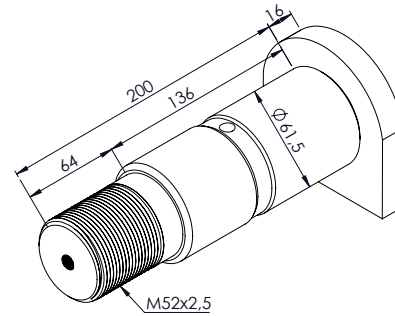
0,68Kg

**NO 0311** MANCAL INTERNO PINO BALANÇA



1,59Kg

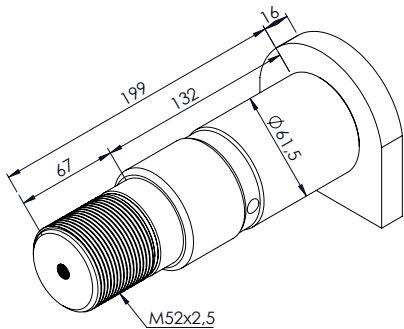
**NO 0311A** MANCAL INTERNO PINO BALANCA C/ 60,4mm INT



5,24Kg

**NO 0305** PINO BALANÇA CARRETA Ø 61,50mm

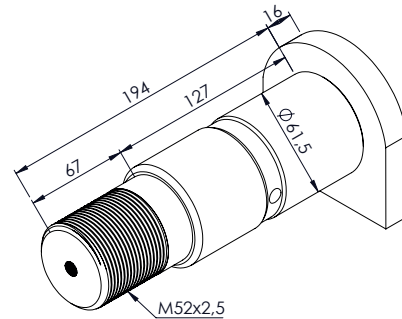
**NO 0305C** PINO BALANÇA CARRETA (TEMPERADO) Ø 61,50mm



5,16Kg

**NO 0306** PINO BALANÇA TRUCK Ø 61,50mm

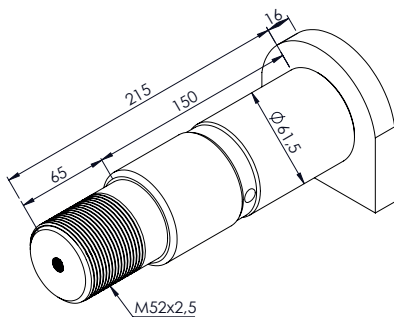
**NO 0306C** PINO BALANÇA TRUCK (TEMPERADO) Ø 61,50mm



5,00Kg

**NO 0344** PINO DO SR Ø 61,50mm

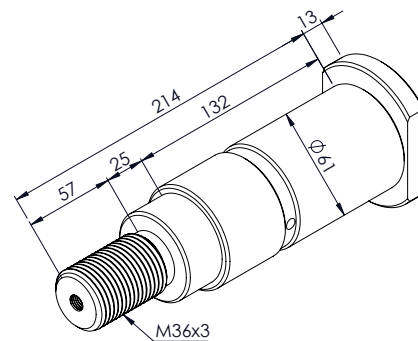
**NO 0344C** PINO DO SR (TEMPERADO) Ø 61,50mm



5,58Kg

**NO 0361** PINO BALANÇA CAVALO Ø 61,50mm

**NO 0361C** PINO BALANÇA CAVALO (TEMPERADO) Ø 61,50mm



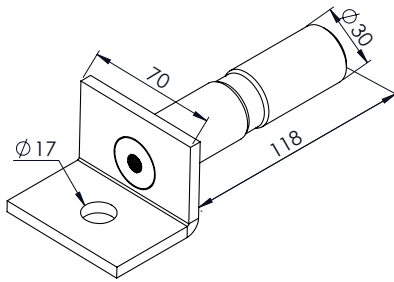
4,30Kg

**NO 0362** PINO BALANÇA CARRETA 2012 Ø 61mm

**NO 0362C** PINO BALANÇA CARRETA 2012 (TEMPERADO) Ø 61mm

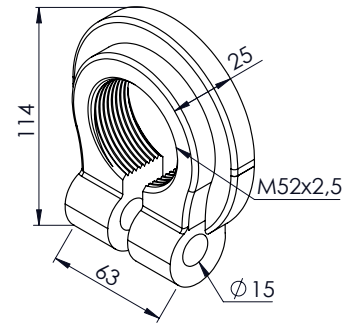
**NO 0362P** PORCA DO PINO DA BALANÇA CARRETA 2012

\*AS MARCAS E CÓDIGOS CITADOS SÃO UTILIZADOS MERAMENTE COMO REFERÊNCIAS. OS VALORES DOS PESOS SÃO APROXIMADOS.



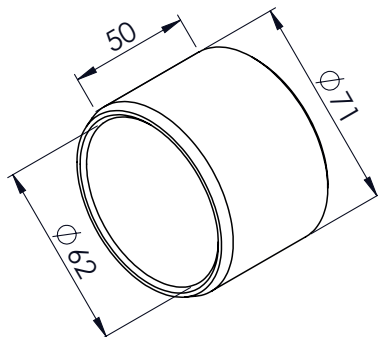
0,87Kg

**NO 0331** PINO SUPORTE TRASEIRO TRUCK Ø 30mm



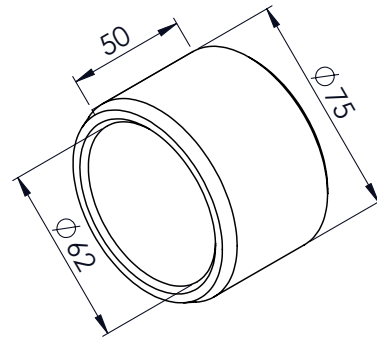
0,83Kg

**NO 0309** PORCA PINO BALANÇA



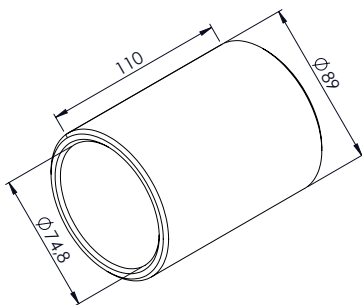
0,35Kg

**NO 0339** BUCHA INTERNA BALANÇA DO SR (CEMENTADO)



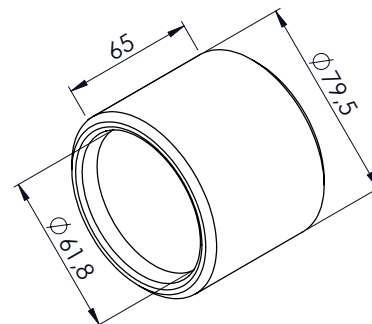
0,56Kg

**NO 0303** BUCHA INTERNA BALANÇA ASA-DELTA (CEMENTADO)



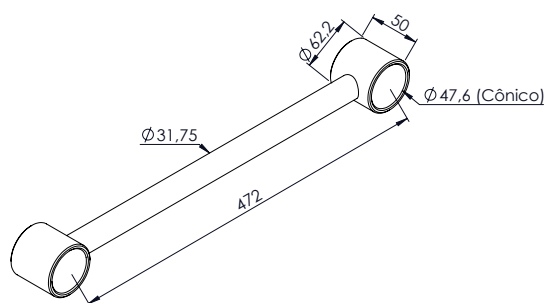
1,45Kg

**NO 0332** BUCHA EXTERNA BALANÇA NOMA



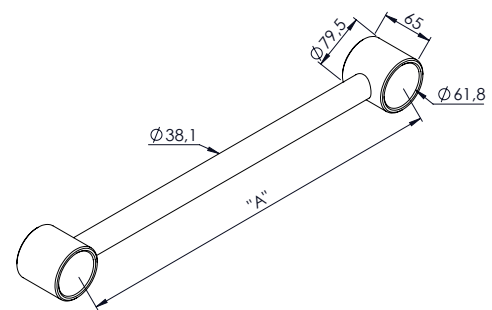
0,96Kg

**NO 0347** OLHAL TENSOR NOMA 2007



3,88Kg

**NO 0357** TENSOR FIXO SR 1.1/4" COM 472mm

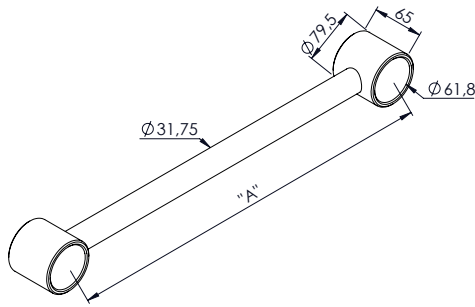


3,92Kg

5,31Kg

**NO 0348** TENSOR FIXO DO SR 1.1/2" "A" 290mm

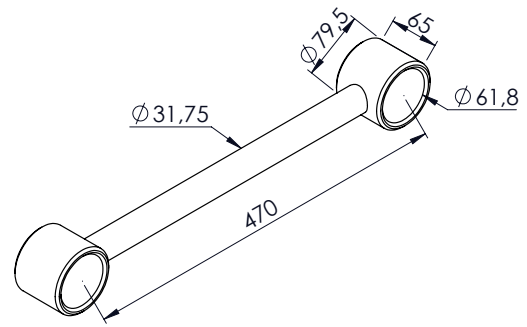
**NO 0349** TENSOR FIXO DO SR 1.1/2" "A" 450mm



5,15Kg  
5,27Kg

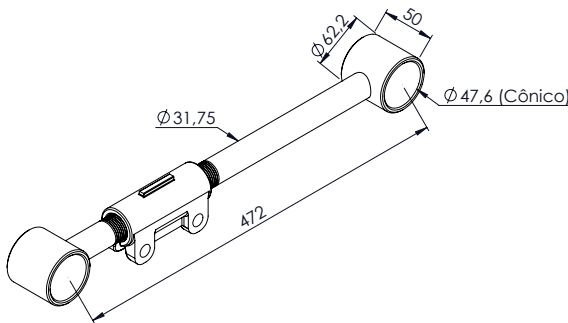
**NO 0353** TENSOR FIXO 1.1/4" "A" 580mm

**NO 0354** TENSOR FIXO 1.1/4" "A" 600mm



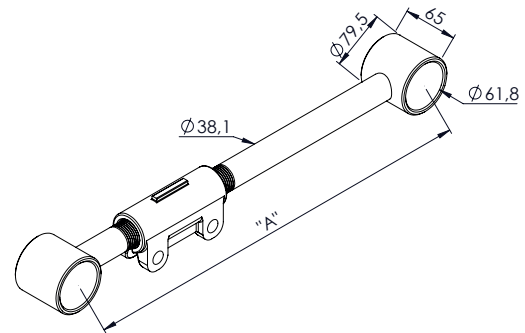
4,47Kg

**NO 0372** TENSOR FIXO 2012 1.1/4" COM 470mm



5,24Kg

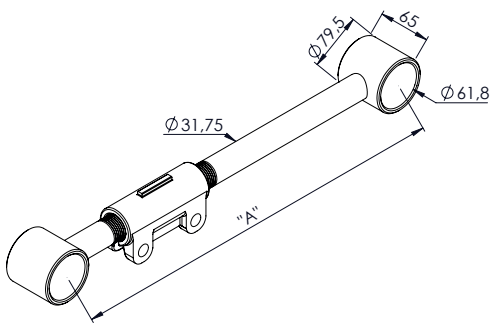
**NO 0358** TENSOR REGULÁVEL SR 1.1/4" COM 472mm



5,50Kg  
6,89Kg

**NO 0350** TENSOR REGULÁVEL DO SR 1.1/2" "A" 290mm

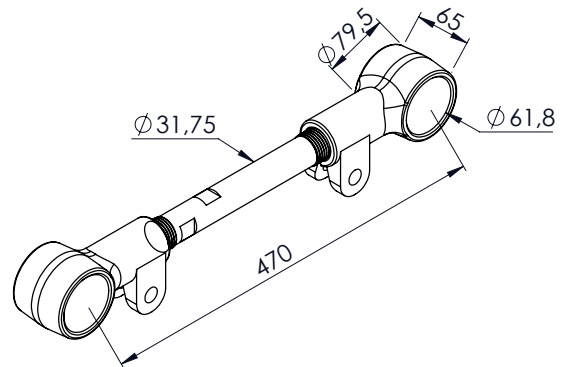
**NO 0351** TENSOR REGULÁVEL DO SR 1.1/2" "A" 450mm



6,52Kg  
6,64Kg

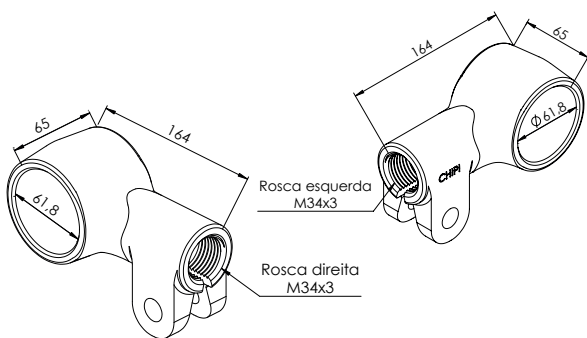
**NO 0355** TENSOR REGULÁVEL 1.1/4" "A" 580mm

**NO 0356** TENSOR REGULÁVEL 1.1/4" "A" 600mm



6,28Kg

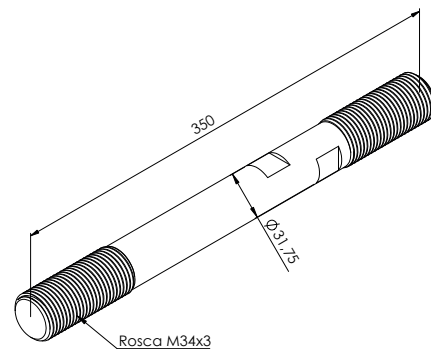
**NO 0373** TENSOR REGULÁVEL 2012 1.1/4" COM 470mm



2,03Kg

**NO 0376LE** PONTEIRA FUNDIDA 2012

**NO 0376LD** PONTEIRA FUNDIDA 2012

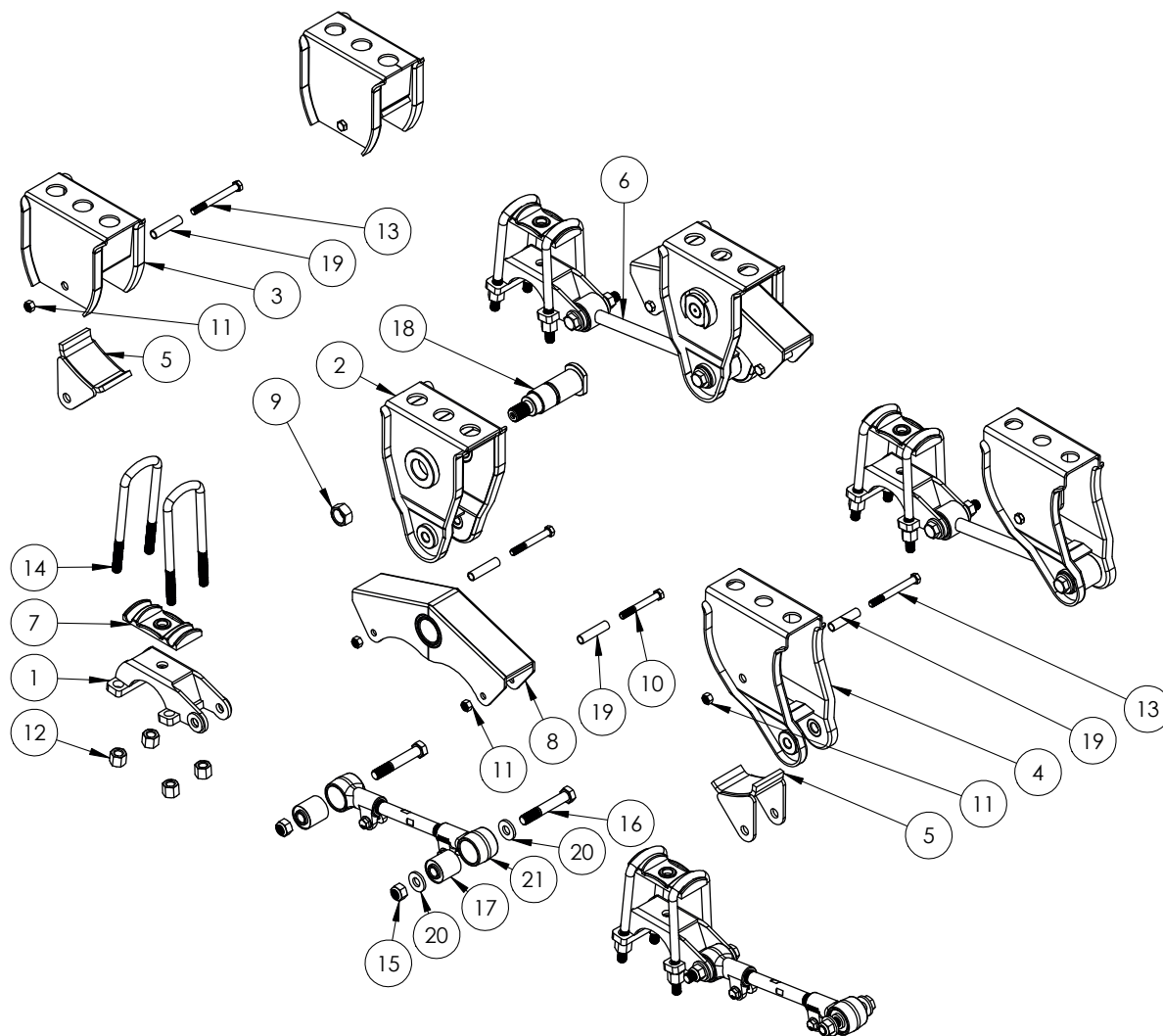


2,19Kg

**NO 0382** FUSO DO TENSOR 2012 1.1/4" COM 350mm

"AS MARCAS E CÓDIGOS CITADOS SÃO UTILIZADOS MERAMENTE COMO REFERÊNCIAS." OS VALORES DOS PESOS SÃO APROXIMADOS.





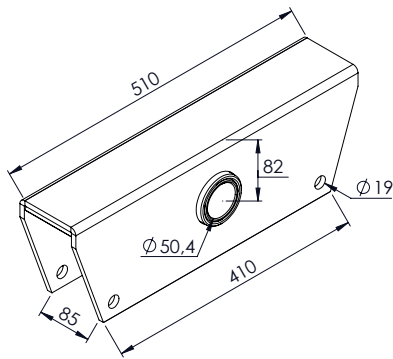
\*AS MARCAS E CÓDIGOS CITADOS SÃO UTILIZADOS MERAMENTE COMO REFERÊNCIAS. OS VALORES DOS PESOS SÃO APROXIMADOS.

## SUSPENSÃO SEMIREBOQUE NOMA FENIX 2012

NÚMERO	CÓDIGO	DESCRIÇÃO
1	NO 0374	SAPATA SUPERIOR
2	NO 0364	SUPORTE CENTRAL
3	NO 0366	SUPORTE TRASEIRO
4	NO 0367	SUPORTE DIANTEIRO
5	NO 0365	DESLIZANTE
6	NO 0372	TENSOR FIXO 470mm
7	DV 1492	GUIA DE GRAMPO
8	NO 0363	BALANÇA DA CARRETA
9	PO 2025	PO. SX. M36 X 3"
10	PF 1008	PF. SX. 5/8" UNC RP X 5"
11	PO 2005	PO. SX. 5/8" UNC NYB ZB

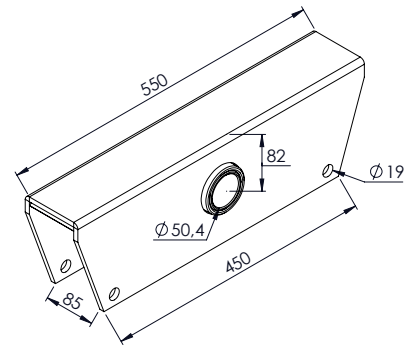
NÚMERO	CÓDIGO	DESCRIÇÃO
12	PO 2007	PO. SX. 7/8" UNF DPL
13	PF 1009	PF. SX. 5/8" UNC RP X 6"
14	GP 7892300	GRAMPO 7/8" X 92 X 300mm
15	PO 2022	PO. SX. M24 X 2" (MB) NYB ZB
16	TE 1315	PINO TENSOR
17	BU 1218	BUCHA
18	NO 0362	PINO BALANÇA
19	DV 1791	ESPAÇADOR DA AGULHA
20	RN 0195	ARRUELA PINO TENSOR
21	NO 0373	TENSOR REGULÁVEL 470mm





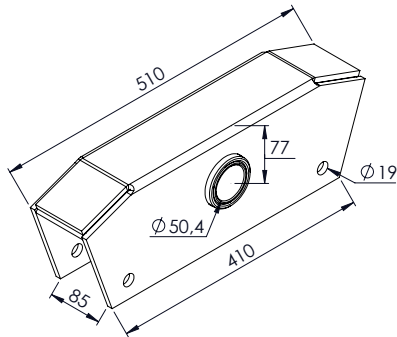
16,17Kg

**RO 0200** BALANÇA DO TRUCK RETA PINO Ø 50mm



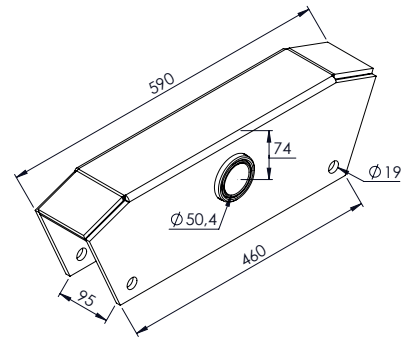
17,34Kg

**RO 0200/3** BALANÇA DO TRUCK RETA PINO Ø 50mm



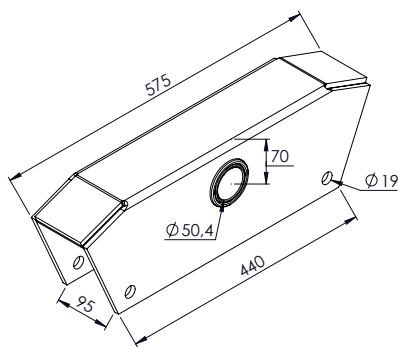
16,37Kg

**RO 0201** BALANÇA DO TRUCK CURVA PINO Ø 50mm



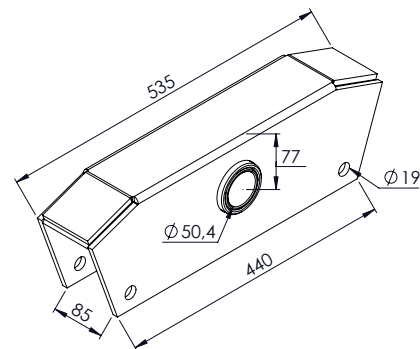
20,09Kg

**RO 0202** BALANÇA DA CARRETA DO 1º E 2º EIXO PINO Ø 50mm



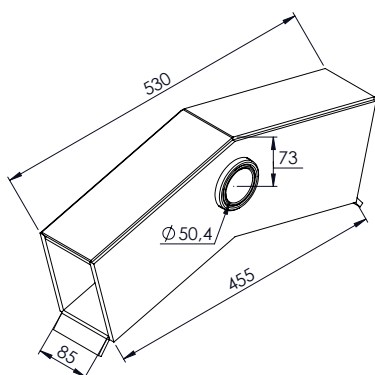
19,76Kg

**RO 0223** BALANÇA DA CARRETA MODERNA PINO Ø 50mm



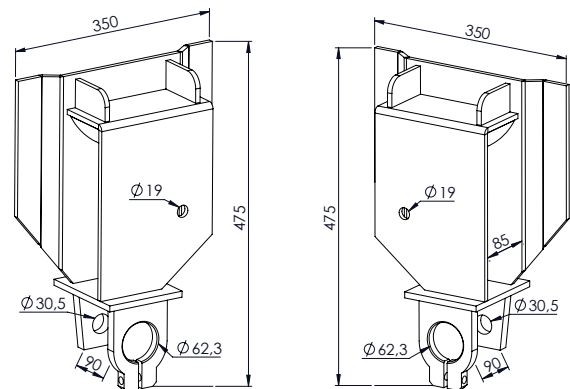
17,20Kg

**RO 0246** BALANÇA DO TRUCK ANTIGA PINO Ø 50mm



16,30Kg

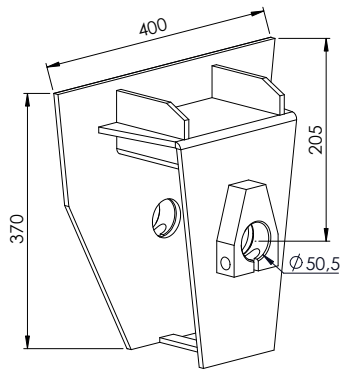
**RO 0204** BALANÇA DO TRUCK ASA-DELTA PINO Ø 50mm



16,85Kg

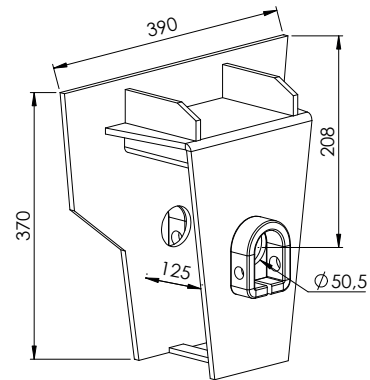
**RO 0224** SUPORTE DIANTEIRO LE DO TRUCK

**RO 0218** SUPORTE DIANTEIRO LD DO TRUCK



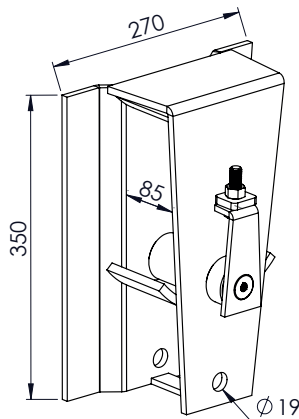
17,24Kg

**RO 0217** SUPORTE CENTRAL DO TRUCK PINO Ø 50mm



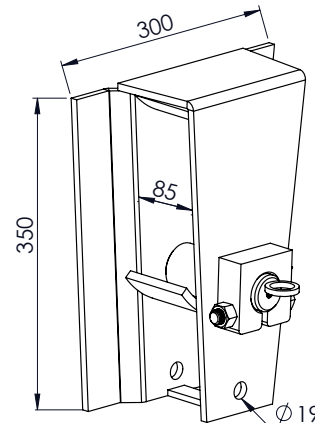
15,60Kg

**RN 0148** SUPORTE CENTRAL DO TRUCK PINO Ø 50mm



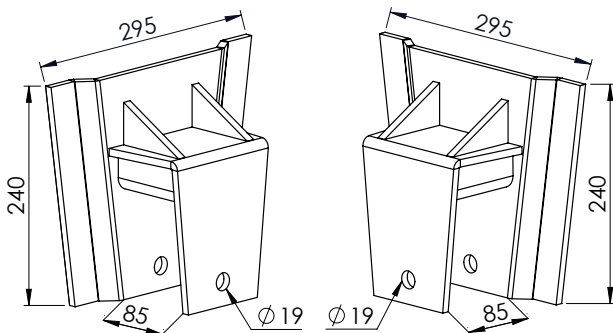
14,71Kg

**RO 0219** SUPORTE TRASEIRO DO TRUCK MODERNO



16,65Kg

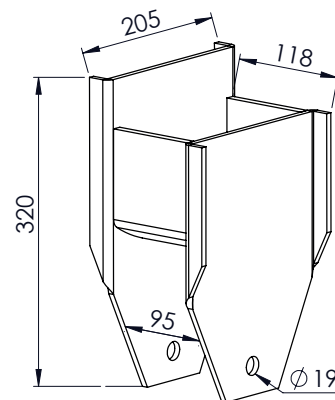
**RO 0225** SUPORTE TRASEIRO DO TRUCK ANTIGO



7,44Kg

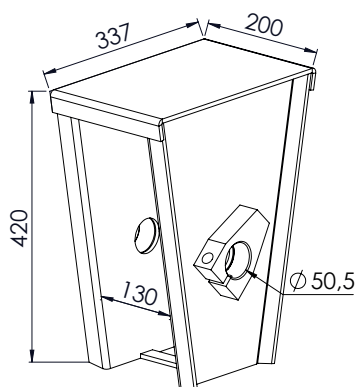
**RO 0227** SUPORTE TRASEIRO LE DO TRUCK

**RO 0226** SUPORTE TRASEIRO LD DO TRUCK



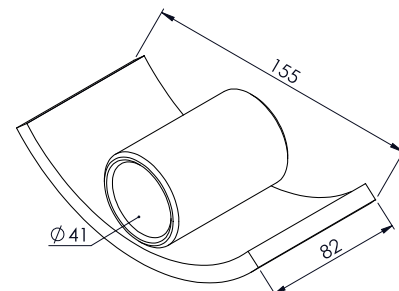
9,17Kg

**RO 0228** SUPORTE DIANTEIRO/TRASEIRO DO SR



17,94Kg

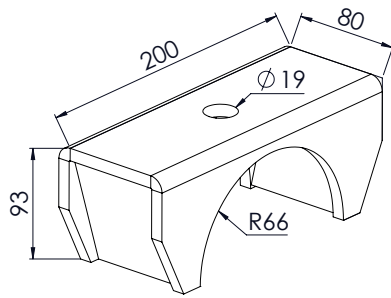
**RO 0229** SUPORTE CENTRAL PINO Ø 50mm



1,56Kg

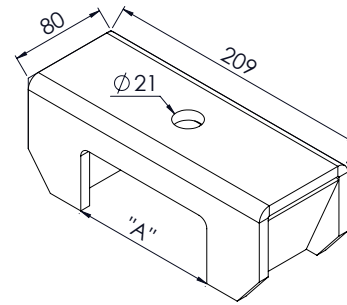
**RO 0234** DESLIZANTE DO TRUCK

AS MARCAS E CÓDIGOS CITADOS SÃO UTILIZADOS MERAMENTE COMO REFERÊNCIAS. OS VALORES DOS PESOS SÃO APROXIMADOS.



2,38Kg

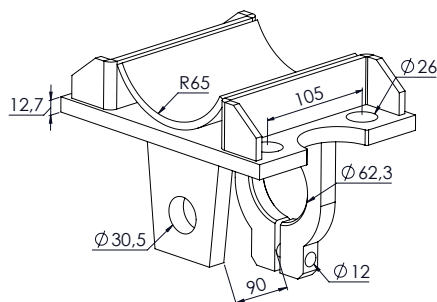
**RO 0272** SAPATA SUPERIOR TRUCK EIXO Ø 130mm



2,61Kg  
2,70Kg

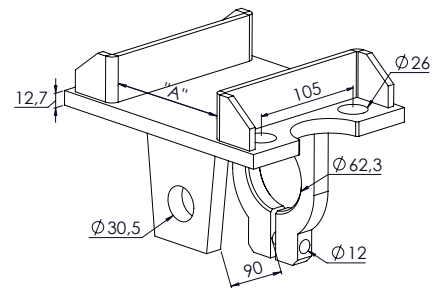
**RO 0273** SAPATA SUPERIOR TRUCK ("A" 114mm ABERTA)

**RO 0274** SAPATA SUPERIOR TRUCK ("A" 120mm ABERTA)



7,51Kg

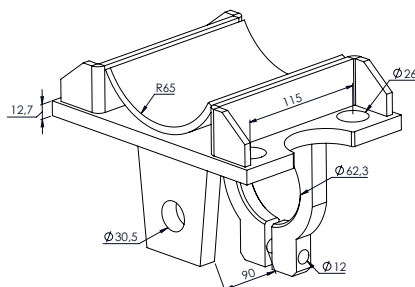
**RO 0269** SAPATA INFERIOR TRUCK EIXO Ø 130mm



6,50Kg

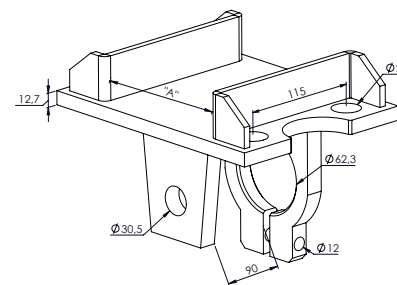
**RO 0270** SAPATA INFERIOR TRUCK ("A" 114mm)

**RO 0271** SAPATA INFERIOR TRUCK ("A" 120mm)



7,25Kg

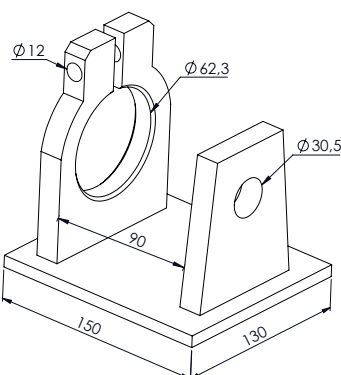
**RO 0275** SAPATA INFERIOR DO SR EIXO Ø 130mm



6,20Kg

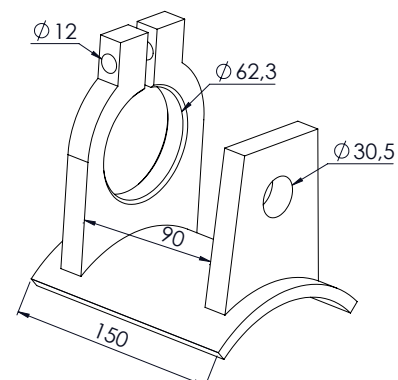
**RO 0276** SAPATA INFERIOR SR ("A" 112mm)

**RO 0277** SAPATA INFERIOR SR ("A" 120mm)



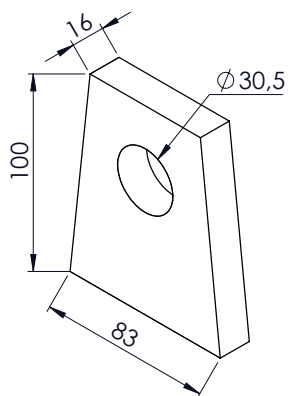
3,12Kg

**RO 0240** MANCAL TENSOR COM BASE RETA



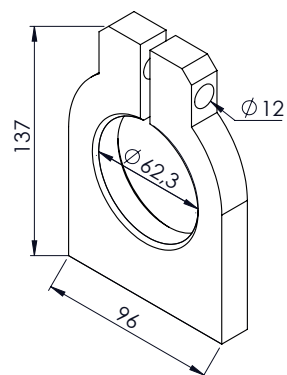
3,05Kg

**RO 0241** MANCAL TENSOR COM BASE CURVA



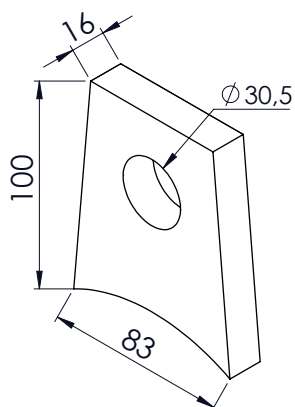
0,82Kg

**RO 0205** MANCAL INTERNO DO TENSOR RETO



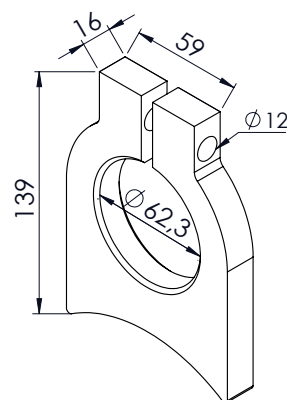
0,98Kg

**RO 0206** MANCAL EXTERNO TENSOR RETO



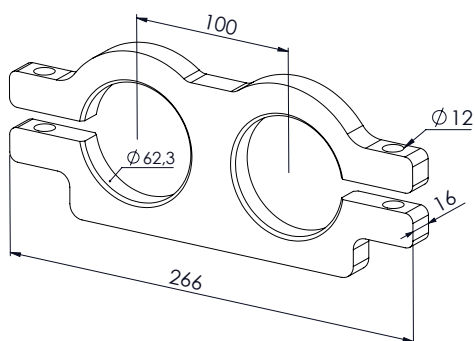
0,77Kg

**RO 0239** MANCAL INTERNO TENSOR CURVO



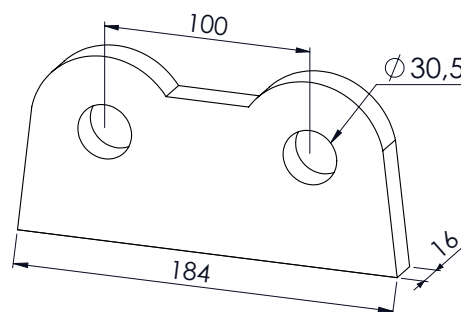
0,94Kg

**RO 0238** MANCAL EXTERNO TENSOR CURVO



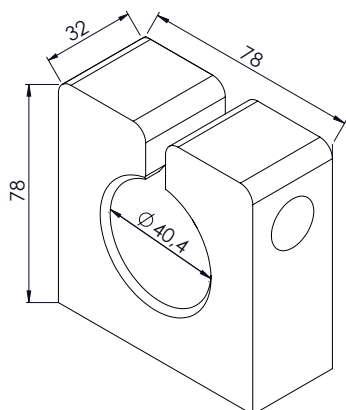
1,90Kg

**RO 0250** MANCAL EXTERNO DUPLO PINO TENSOR



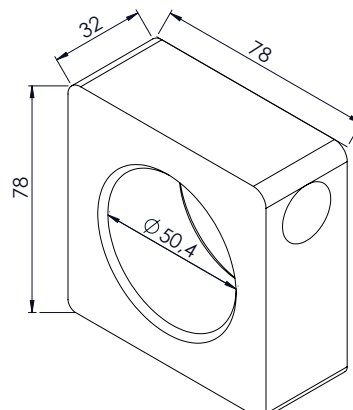
1,57Kg

**RO 0249** MANCAL INTERNO DUPLO PINO TENSOR



0,96Kg

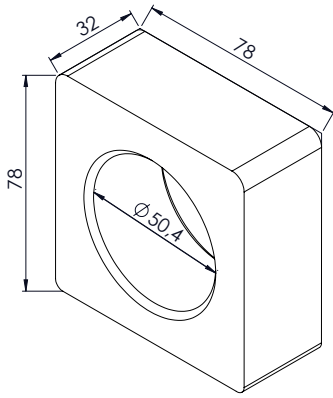
**RO 0231** MANCAL SUPORTE TRASEIRO DO TRUCK PINO Ø 40mm



0,88Kg

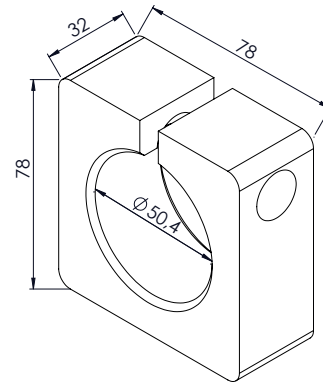
**RO 0233** MANCAL INTERNO PINO DA BALANÇA Ø 50mm (FECHADO)

\*AS MARCAS E CÓDIGOS CITADOS SÃO UTILIZADOS MERAMENTE COMO REFERÊNCIAS. OS VALORES DOS PESOS SÃO APROXIMADOS.



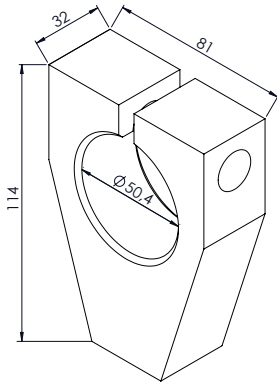
0,95Kg

**RO 0245** MANCAL PINO DA BALANÇA Ø 50mm (SEM TRAVA)



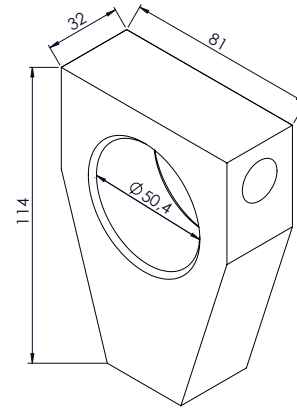
0,80Kg

**RO 0209** MANCAL INTERNO PINO DA BALANÇA Ø 50mm



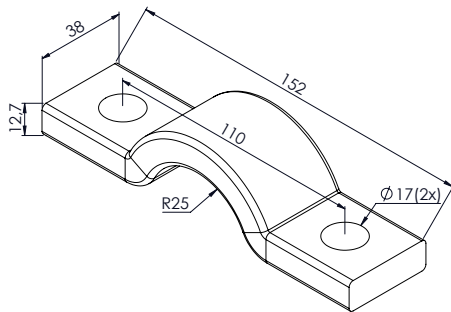
1,10Kg

**RO 0210** MANCAL EXTERNO PINO DA BALANÇA Ø 50mm (CAPELA)



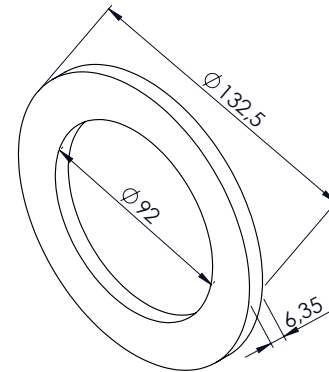
1,20Kg

**RO 0232** MANCAL INTERNO PINO DA BALANÇA Ø 50mm (FECHADO)



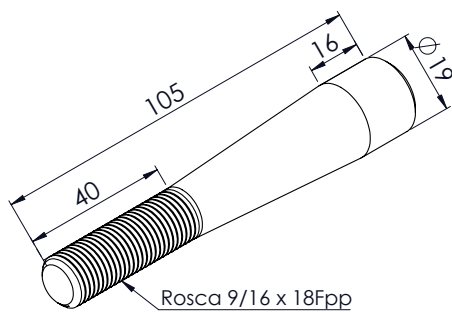
0,60Kg

**RN 0155** SEMI MANCAL BALANÇA Ø 50mm



1,20Kg

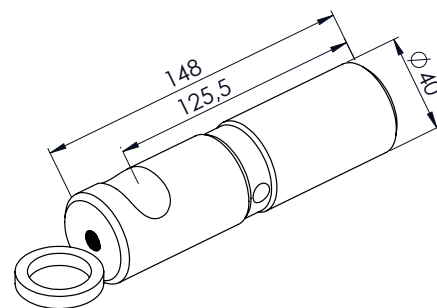
**RO 0215** ARRUELA EXTERNA DA BALANÇA



0,20Kg  
0,22Kg

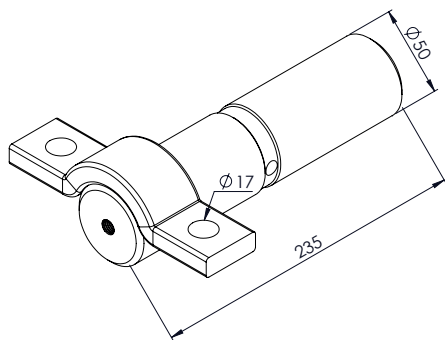
**RO 0222** PINO CÔNICO TRUCK OU CARRETA

**RO 0222A** PINO CÔNICO TRUCK OU CARRETA (COM PORCA)



1,14Kg

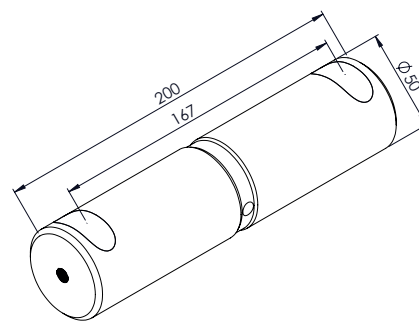
**RO 0235** PINO DESLIZANTE DO TRUCK



3,30Kg

**RO 0236** PINO BALANÇA TRUCK C/ MANCAL Ø 50mm

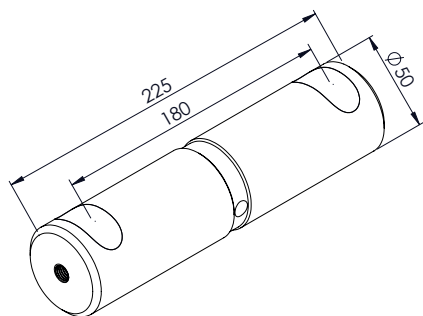
**RO 0236C** P. BALANÇA TRUCK (TEMPERADO) C/ MANCAL Ø 50mm



2,92Kg

**RO 0237** PINO BALANÇA Ø 50mm

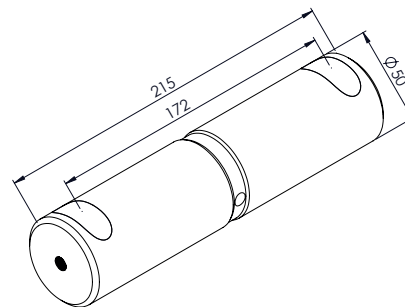
**RO 0237C** PINO BALANÇA (TEMPERADO) Ø 50mm



3,30Kg

**RO 0211** PINO BALANÇA TRUCK Ø 50mm

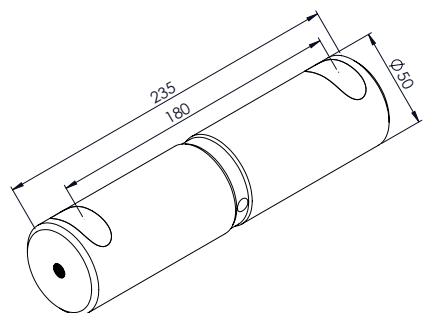
**RO 0211C** PINO BALANÇA TRUCK (TEMPERADO) Ø 50mm



3,18Kg

**RO 0212** PINO BALANÇA Ø 50mm

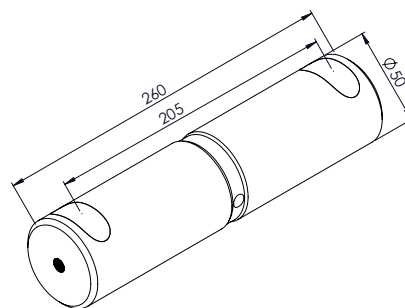
**RO 0212C** PINO BALANÇA (TEMPERADO) Ø 50mm



3,44Kg

**RO 0213** PINO BALANÇA Ø 50mm

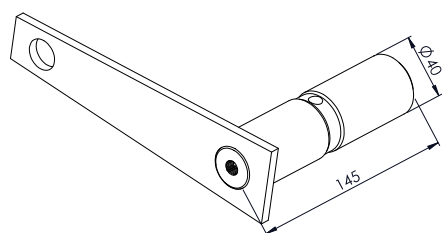
**RO 0213C** PINO BALANÇA (TEMPERADO) Ø 50mm



3,83Kg

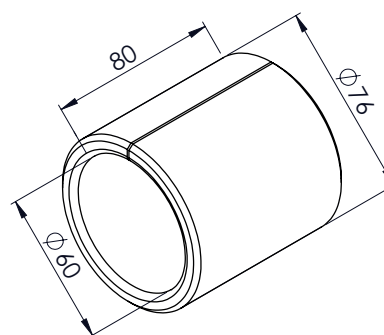
**RO 0278** PINO BALANÇA Ø 50mm

**RO 0278C** PINO BALANÇA (TEMPERADO) Ø 50mm



1,72Kg

**RO 0220** PINO DESLIZANTE RODOVIÁRIA Ø 40mm

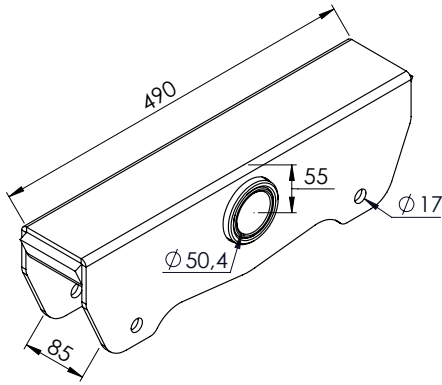


1,03Kg

**TE 1302** OLHAL TENSOR RODOVIÁRIA

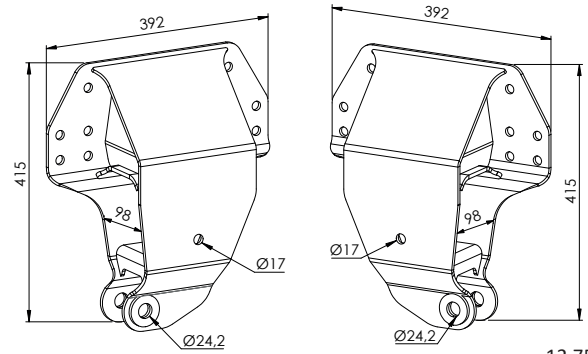






13,80Kg

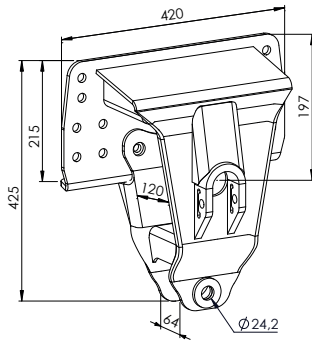
**SU 1120** BALANÇA TRUCK KLL IVECO E ATEGO PINO Ø 50mm



12,75Kg

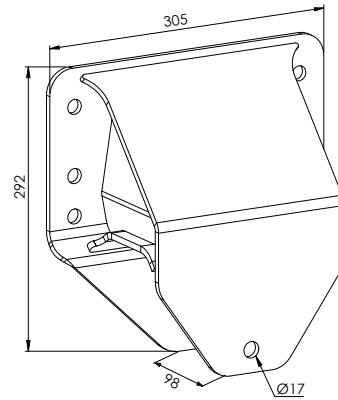
**KL 1100LE** SUPORTE DIANTEIRO LE KLL IVECO

**KL 1100LD** SUPORTE DIANTEIRO LD KLL IVECO



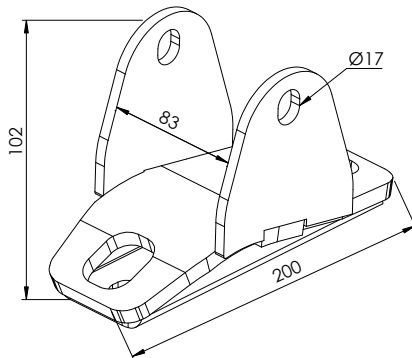
19,11Kg

**KL 1101** SUPORTE CENTRAL KLL IVECO



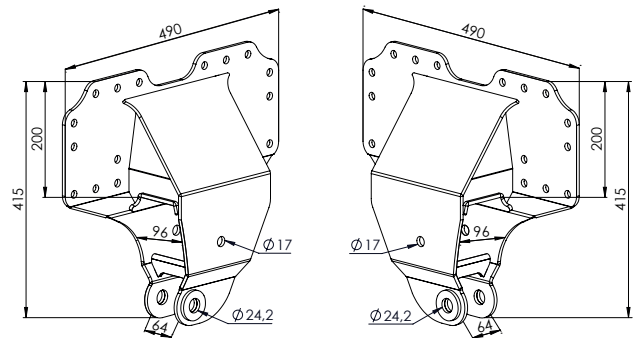
9,34Kg

**KL 1102** SUPORTE TRASEIRO KLL IVECO



2,23Kg

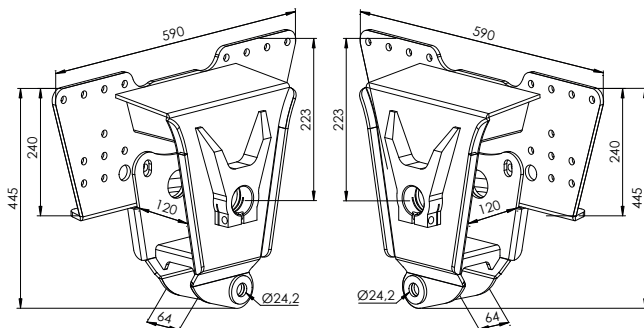
**KL 1103** DESLIZANTE DIANTEIRO E TRASEIRO KLL IVECO



13,70Kg

**SU 1124LE** SUPORTE DIANTEIRO LE KLL ATEGO

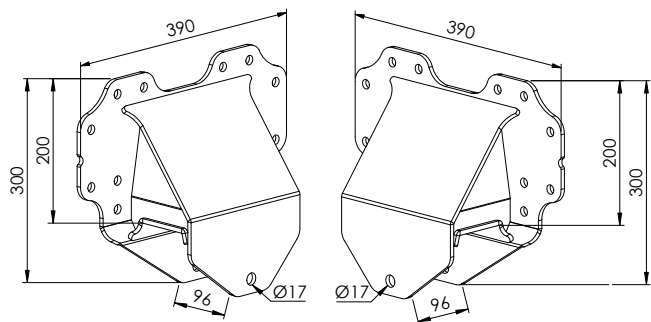
**SU 1124LD** SUPORTE DIANTEIRO LD KLL ATEGO



22,66Kg

**SU 1125LE** SUPORTE CENTRAL LE KLL ATEGO PINO Ø 50mm

**SU 1125LD** SUPORTE CENTRAL LD KLL ATEGO PINO Ø 50mm

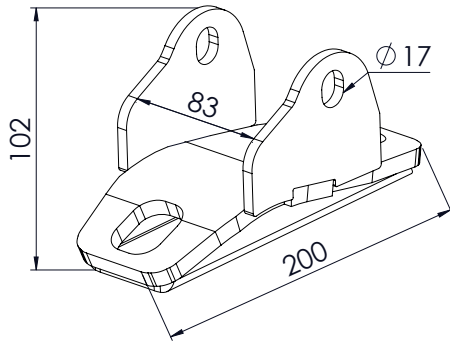


9,52Kg

**SU 1123LE** SUPORTE TRASEIRO LE KLL ATEGO

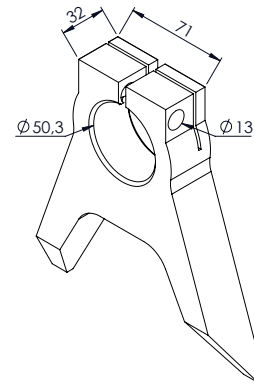
**SU 1123LD** SUPORTE TRASEIRO LD KLL ATEGO

\*AS MARCAS E CÓDIGOS CITADOS SÃO UTILIZADOS MERAMENTE COMO REFERÊNCIAS. OS VALORES DOS PESOS SÃO APROXIMADOS.



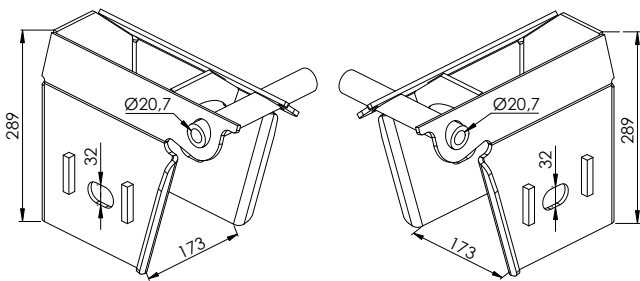
2,09Kg

**SU 1122** DESLIZANTE DIANTEIRO E TRASEIRO KLL ATEGO



2,03Kg

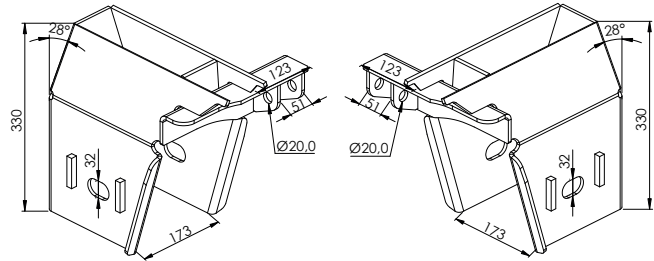
**SU 1126** MANCAL SUPORTE CENTRAL KLL ATEGO



KLL: 302093327  
KLL: 302093326

11,43Kg

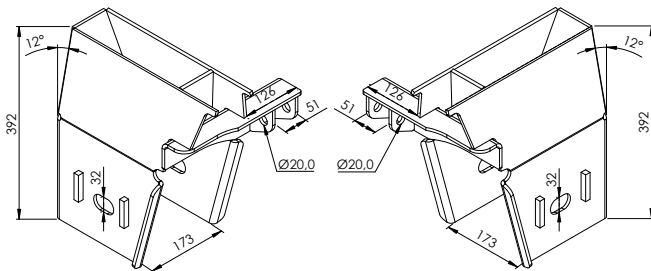
**KL 1116GLE** SUPORTE FRONTAL LE H280G SUSPENSÃO A AR KLL  
**KL 1116GLD** SUPORTE FRONTAL LD H280G SUSPENSÃO A AR KLL



KLL: 3020007302  
KLL: 3020007301

13,92Kg

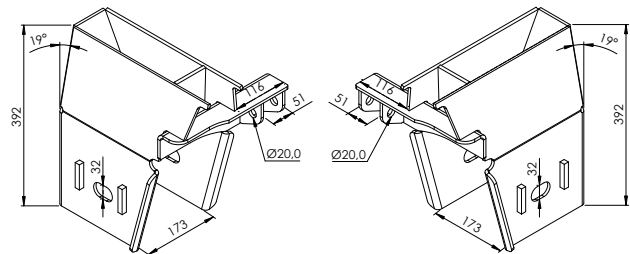
**KL 1115ILE** SUPORTE FRONTAL LE H340I SUSPENSÃO A AR KLL  
**KL 1115ILD** SUPORTE FRONTAL LD H340I SUSPENSÃO A AR KLL



KLL: 3010053302  
KLL: 3010053301

16,59Kg

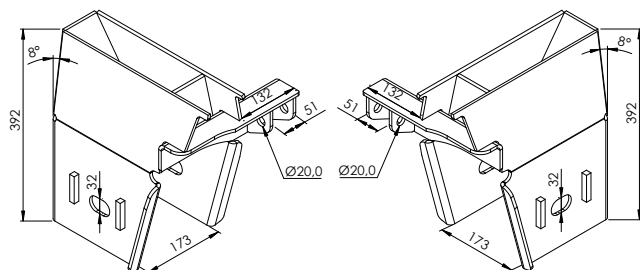
**KL 1110LE** SUPORTE FRONTAL LE H400 SUSPENSÃO A AR KLL  
**KL 1110LD** SUPORTE FRONTAL LD H400 SUSPENSÃO A AR KLL



KLL: 3010065302  
KLL: 3010065301

16,59Kg

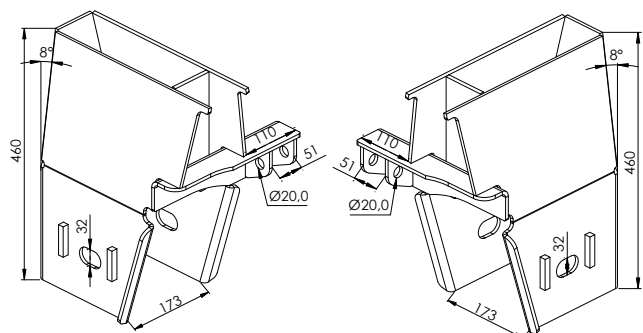
**KL 1110ILE** SUPORTE FRONTAL LE H400I SUSPENSÃO A AR KLL  
**KL 1110ILD** SUPORTE FRONTAL LD H400I SUSPENSÃO A AR KLL



KLL: 3020044302  
KLL: 3020044301

16,66Kg

**KL 1110GLE** SUPORTE FRONTAL LE H400G SUSPENSÃO A AR KLL  
**KL 1110GLD** SUPORTE FRONTAL LD H400G SUSPENSÃO A AR KLL

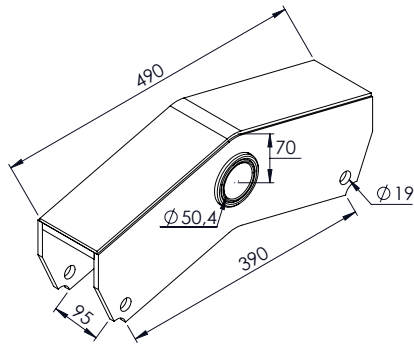


KLL: 2991701002  
KLL: 2991701001

20,34Kg

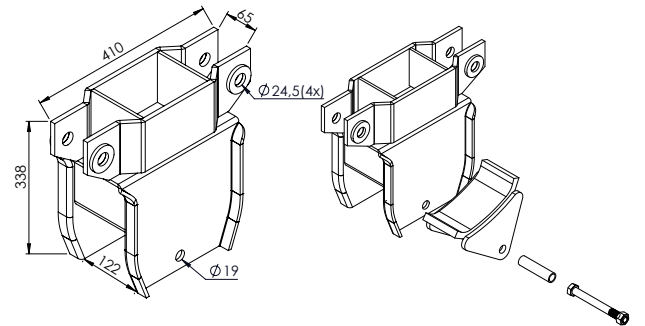
**KL 1118LE** SUPORTE FRONTAL LE H470 SUSPENSÃO A AR KLL  
**KL 1118LD** SUPORTE FRONTAL LD H470 SUSPENSÃO A AR KLL





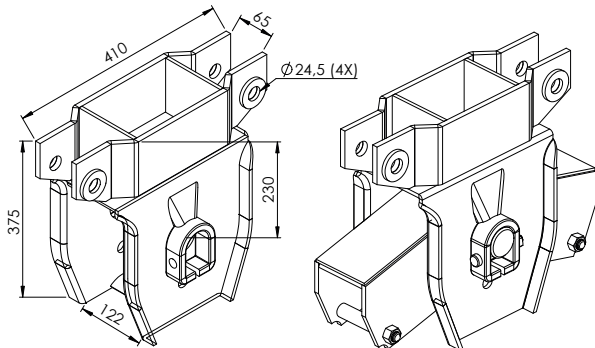
14,42Kg  
15,13Kg

**RN 0103** BALANÇA ASA-DELTA DA CARRETA PINO Ø 50mm  
**RN 0103A** BALANÇA ASA-DELTA 3/8" DA CARRETA PINO Ø 50mm



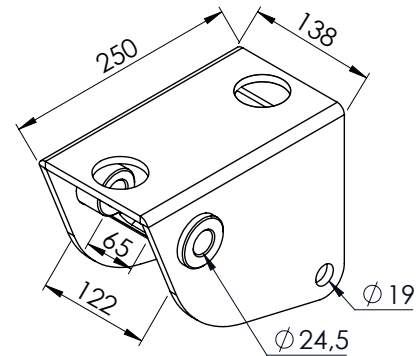
17,23Kg  
22,30Kg

**SU 1133** SUPORTE DIANTEIRO E TRASEIRO SUSP. REBAIXADA  
**SU 1133KIT** SUPORTE DIANTEIRO E TRASEIRO SUSP. REBAIXADA



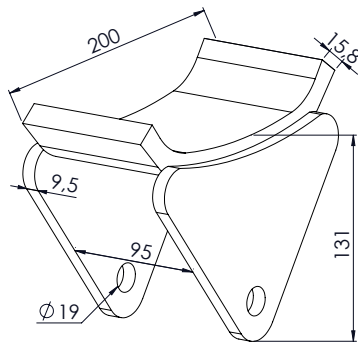
18,89Kg  
37,68Kg

**SU 1134** SUPORTE CENTRAL SUSP. REBAIXADA PINO Ø 50mm  
**SU 1134KIT** SUPORTE CENTRAL SUSP. REBAIXADA PINO Ø 50mm



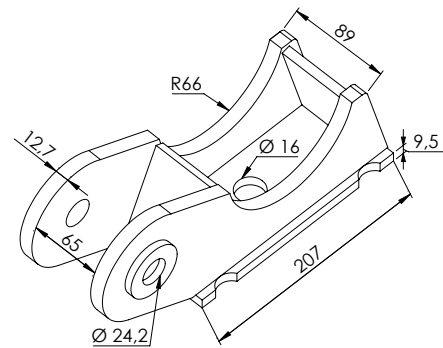
8,49Kg

**SU 1150** SUPORTE DIANTEIRO INCLINADO SUSPENSÃO REBAIXADA



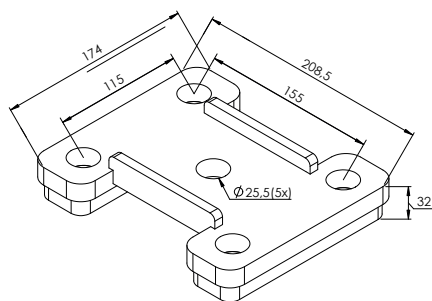
4,73Kg

**SU 1020** DESLIZANTE SR RANDON



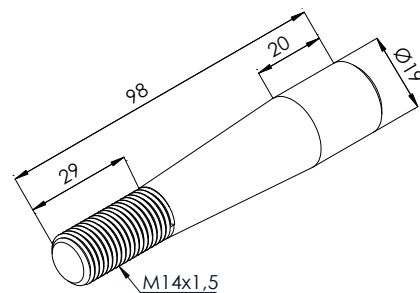
6,61Kg

**SU 1135C** SAPATA SUSPENSÃO REBAIXADA 130mm



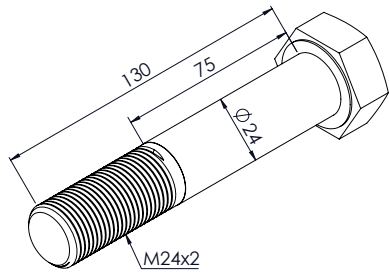
4,84Kg

**SU 1137C** SAPATA APERTO GRAMPOS



0,16Kg  
0,18Kg

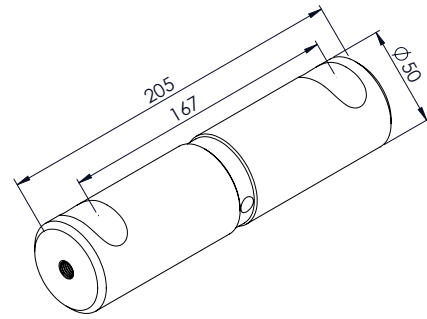
**RN 0161** PINO CÔNICO  
**RN 0161A** PINO CÔNICO (COM PORCA)



0,57Kg  
0,67Kg

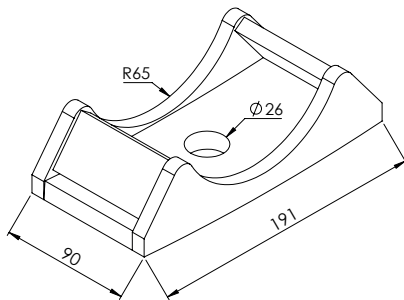
**TE 1315** PINO TENSOR SR 2000 (SEM PORCA)

**TE 1315A** PINO TENSOR SR 2000 (COM PORCA)



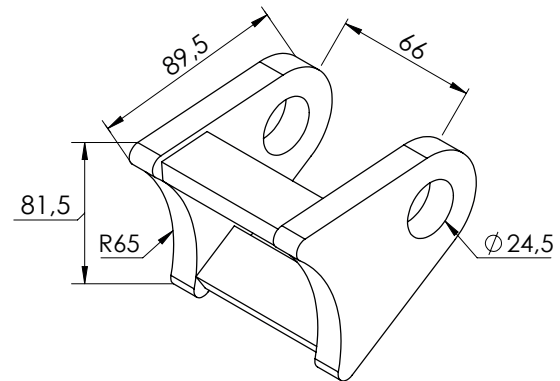
3,01Kg

**RN 0185C** PINO BALANÇA CARRETA (TEMPERADO) Ø 50mm



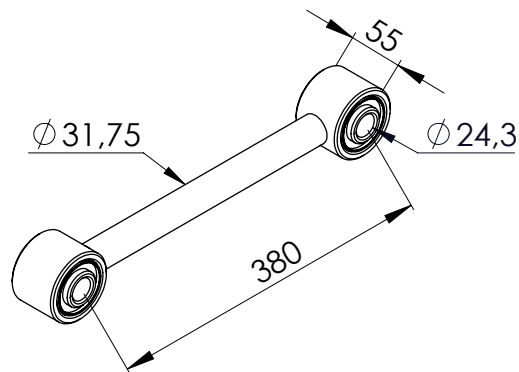
2,48Kg

**SU 1136C** APOIO MOLLA SUSPENSÃO REBAIXADA



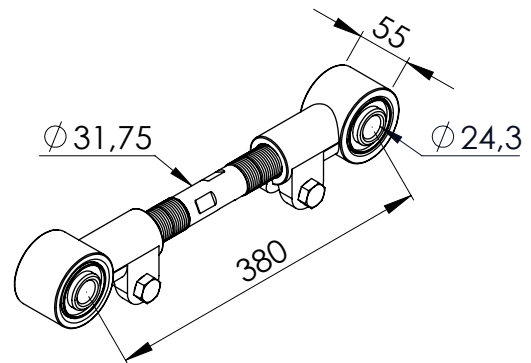
1,22Kg

**SU 1135F** APOIO TENSOR SUSPENSÃO REBAIXADA



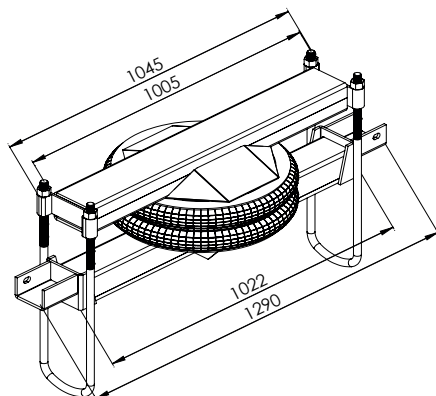
3,62Kg

(COM BUCHA)  
**SU 1025REB** TENSOR FIXO SR 1.1/4" COM 380mm



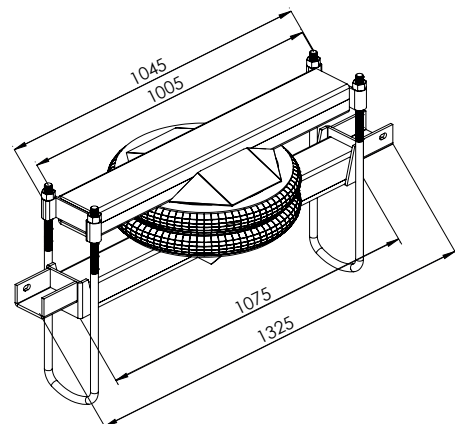
5,79Kg

(COM BUCHA)  
**SU 1026REB** TENSOR REG. SR 1.1/4" COM 380mm



95,86Kg

**SP 3185** SUSPENSOR PARA CARRETA REBAIXADA 1290mm

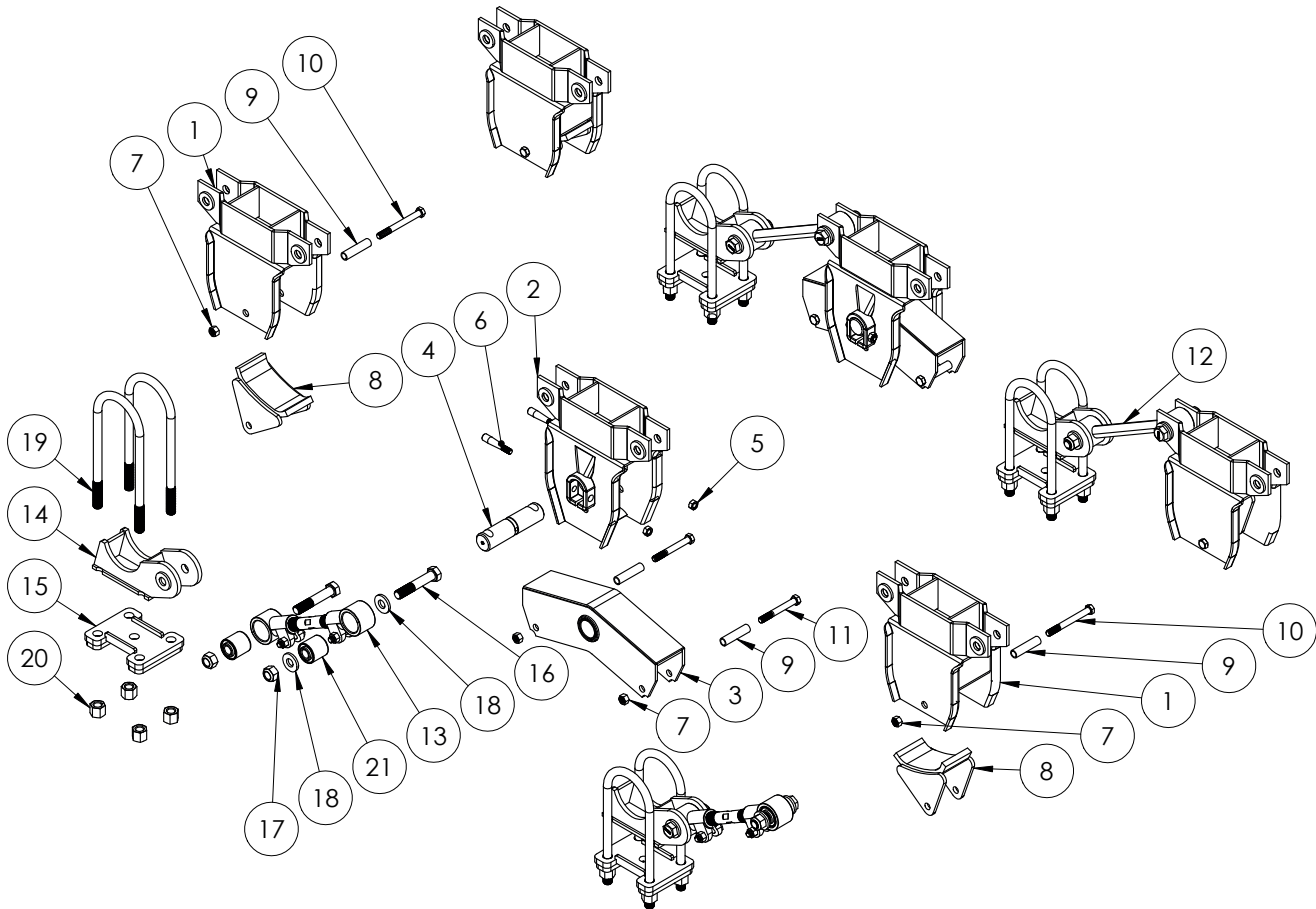


96,92Kg

**SP 3188** SUSPENSOR PARA CARRETA REBAIXADA 1333mm

\*AS MARCAS E CÓDIGOS CITADOS SÃO UTILIZADOS MERAMENTE COMO REFERÊNCIAS. OS VALORES DOS PESOS SÃO APROXIMADOS.



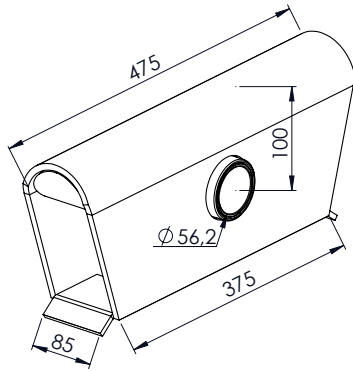


## SUSPENSÃO SEMIREBOQUE REBAIXADA



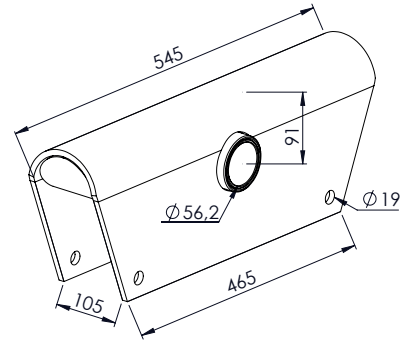
NÚMERO	CÓDIGO	DESCRIÇÃO
1	SU 1133	SUPORTE DIANTEIRO E TRASEIRO
2	SU 1134	SUPORTE CENTRAL
3	RN 0103	BALANÇA
4	RN 0185C	PINO TEMPERADO
5	PO 2013	PO. SX. M14 X 1,50 (MB)
6	RN 0161	PINO CÔNICO
7	PO 2005	PO. SX. 5/8" UNC NYB ZB
8	SU 1020	DESLIZANTE
9	DV 1791	ESPAÇADOR DA AGULHA
10	PF 1009	PF. SX. 5/8" UNC RP X 6"
11	PF 1008	PF. SX. 5/8" UNC RP X 5"

NÚMERO	CÓDIGO	DESCRIÇÃO
12	SU 1025REB	TENSOR FIXO REBAIXADO 380mm
13	SU 1026REB	TENSOR REGULÁVEL REBAIXADO 380mm
14	SU 1135C	SAPATA SUPERIOR
15	SU 1137C	SAPATA DE APERTO DOS GRAMPOS
16	TE 1315	PINO TENSOR
17	PO 2022	PO. SX. M24 X 2 (MB) NYB ZB
18	RN 0195	ARRUELA
19	GP 7892380	GRAMPO 7/8" x 92 x 380mm
20	PO 2007	PO. SX. 7/8" UNF DPL
21	BU 1209	BUCHA



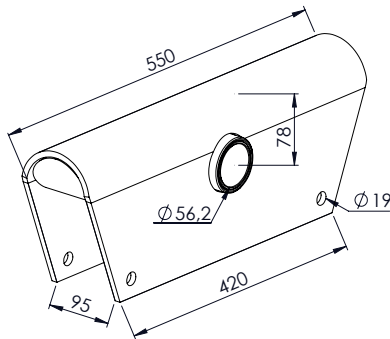
16,20Kg

**PT 0550** BALANÇA DO TRUCK PINO Ø 55,5mm



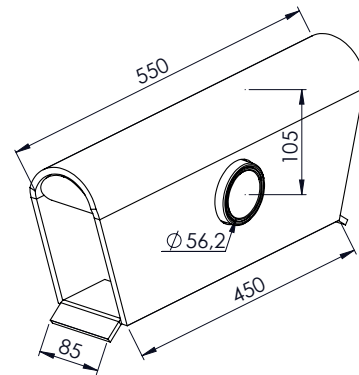
21,13Kg

**PT 0552** BALANÇA DA CARRETA PINO Ø 55,5mm



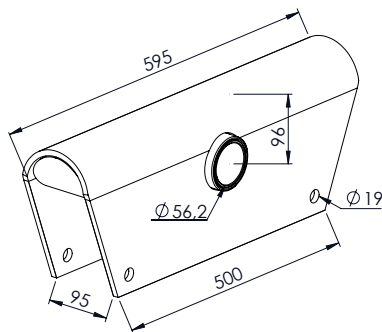
19,52Kg

**PT 0553** BALANÇA DA CARRETA PINO Ø 55,5mm



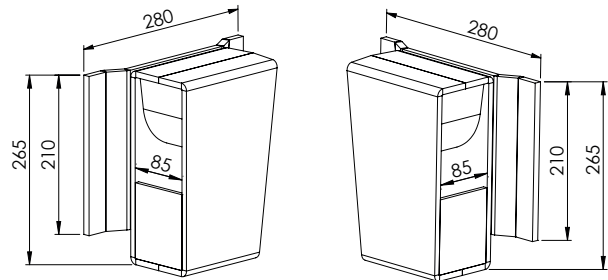
18,58Kg

**PT 0556** BALANÇA DO TRUCK PINO Ø 55,5mm



19,80Kg

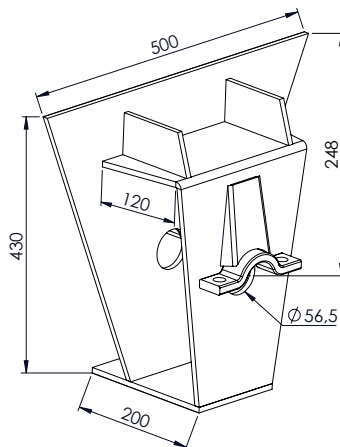
**PT 0569** BALANÇA DO CAVALO PINO Ø 55,5mm



13,07Kg

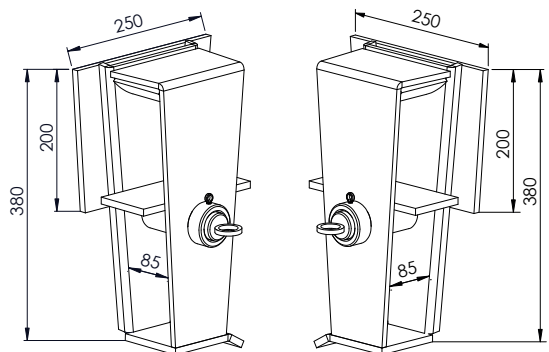
**PT 0559** SUPORTE DIANTEIRO LE DO TRUCK

**PT 0558** SUPORTE DIANTEIRO LD DO TRUCK



18,45Kg

**PT 0563** SUPORTE CENTRAL DO TRUCK PINO Ø 55,5mm

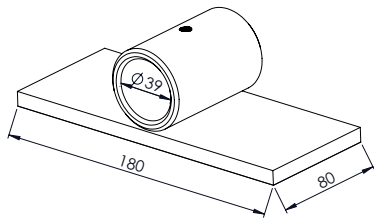


16,12Kg

**PT 0561** SUPORTE TRASEIRO LE DO TRUCK

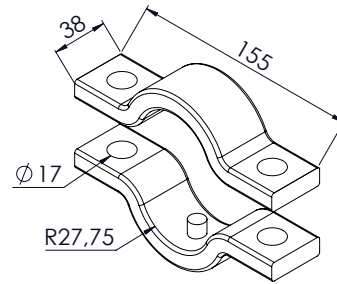
**PT 0560** SUPORTE TRASEIRO LD DO TRUCK

\*AS MARCAS E CÓDIGOS CITADOS SÃO UTILIZADOS MERAMENTE COMO REFERÊNCIAS. OS VALORES DOS PESOS SÃO APROXIMADOS.



**PT 0565** DESLIZANTE DO TRUCK

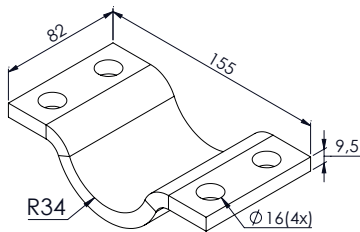
1,68Kg



**PT 0564** SEMI MANCAL SUPORTE CENTRAL DO TRUCK

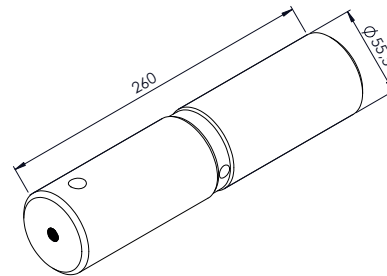
0,60Kg

**PT 0564A** SEMI MANCAL SUPORTE CENTRAL DO TRUCK COM PINO



**PT 0568** PONTEIRA DO TIRANTE

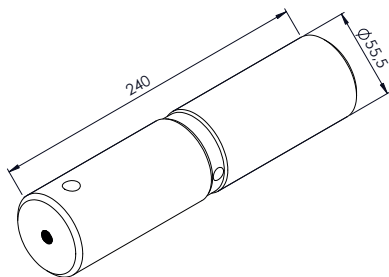
0,98Kg



**PT 0566** PINO BALANÇA Ø 55,5mm

4,85Kg

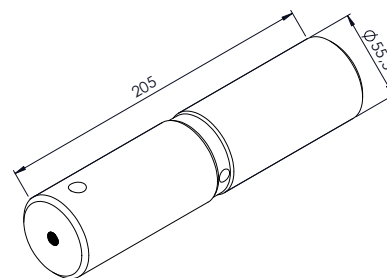
**PT 0566C** PINO BALANÇA (TEMPERADO) Ø 55,5mm



**PT 0567** PINO BALANÇA Ø 55,5mm

4,47Kg

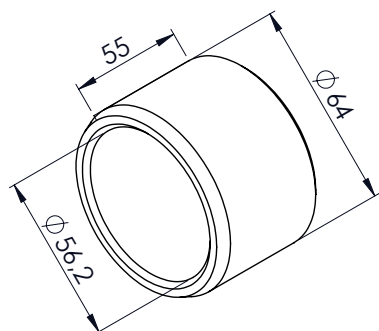
**PT 0567C** PINO BALANÇA (TEMPERADO) Ø 55,5mm



**PT 0574** PINO BALANÇA Ø 55,5mm

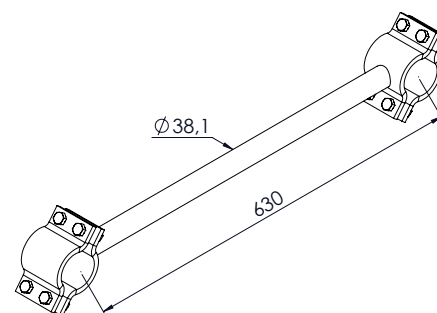
3,80Kg

**PT 0574C** PINO BALANÇA (TEMPERADO) Ø 55,5mm



**PT 0554** BUCHA INTERNA (CEMENTADA)

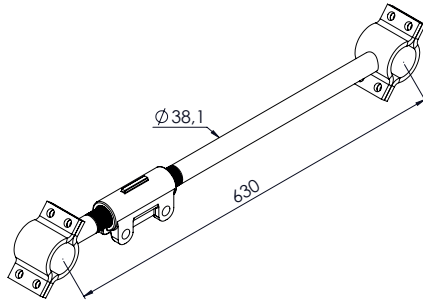
3,30Kg



**PT 0579** TENSOR FIXO 1.1/2" COM 630mm

9,45Kg

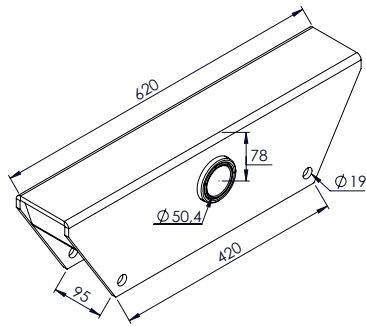
ANOTAÇÕES:



11,13Kg

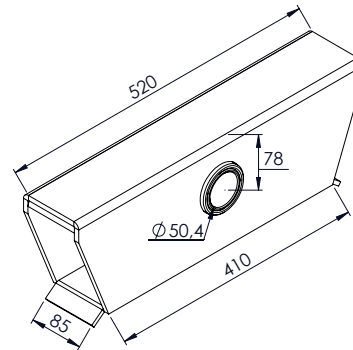
**PT 0580** TENSOR REGULÁVEL 1.1/2" COM 630mm

"AS MARCAS E CÓDIGOS CITADOS SÃO UTILIZADOS MERAMENTE COMO REFERÊNCIAS." OS VALORES DOS PESOS SÃO APROXIMADOS.



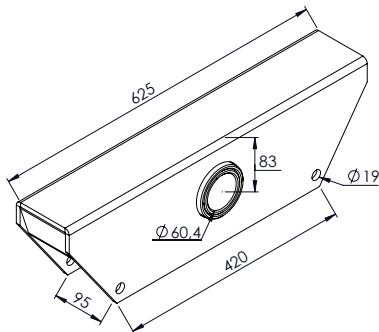
21,63Kg

**SF 0500** BALANÇA DA CARRETA PINO Ø 50mm



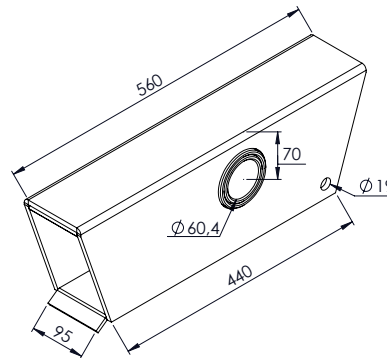
17,26Kg

**SF 0502** BALANÇA DO TRUCK PINO Ø 50mm



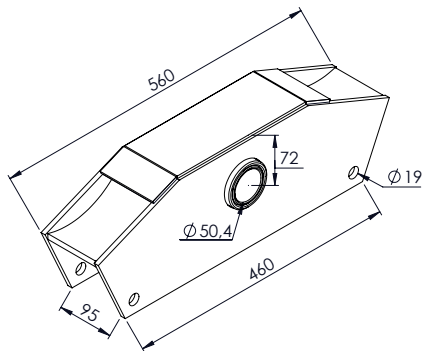
22,94Kg

**SF 0504** BALANÇA DA CARRETA PINO Ø 60mm



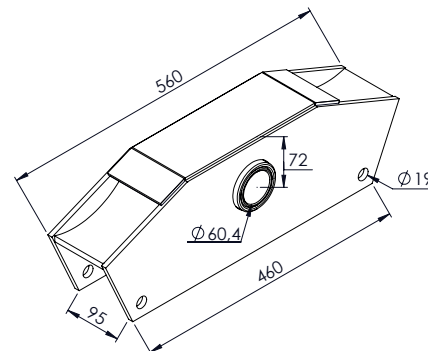
20,49Kg

**SF 0526** BALANÇA DO TELS PINO Ø 60mm



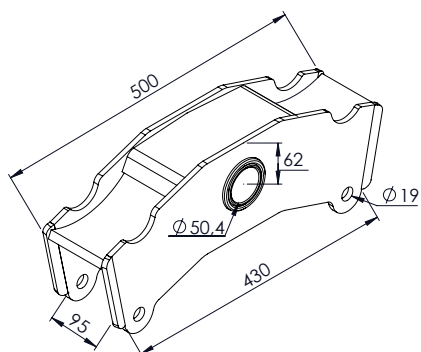
16,98Kg

**SF 0501** BALANÇA DA CARRETA PINO Ø 50mm



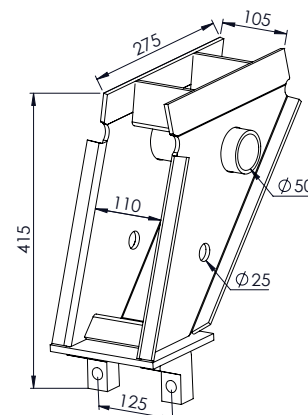
17,39Kg

**SF 0501/60** BALANÇA DA CARRETA PINO Ø 60mm



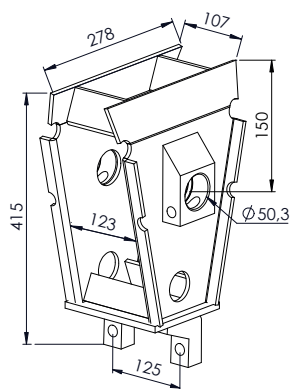
14,51Kg

**SF 0525** BALANÇA DA CARRETA MODERNA PINO Ø 50mm



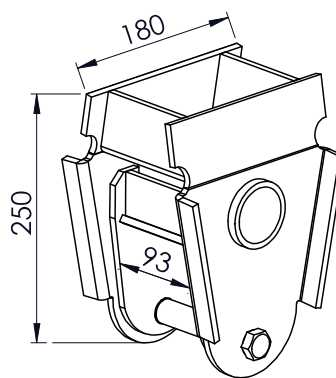
18,38Kg

**SF 0527** SUPORTE DIANTEIRO DO SR 2003



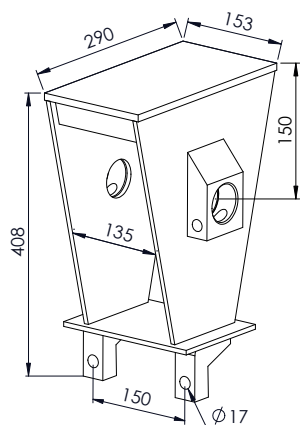
15,25Kg

**SF 0528** SUPORTE CENTRAL SR 2003 DIR/ESQ PINO Ø 50mm



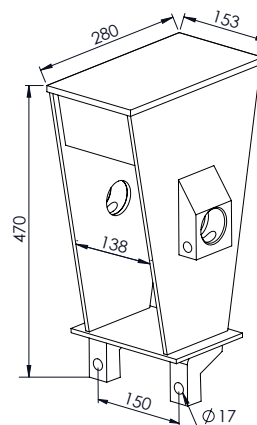
8,86Kg

**SF 0529** SUPORTE TRASEIRO COM ESFREGA MÓVEL DO SR 2003



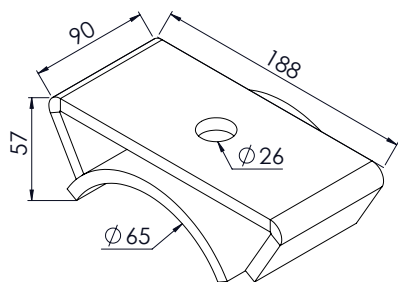
17,71Kg

**SF 05553** SUPORTE CENTRAL SR 2000 À 2003 PINO Ø 50mm



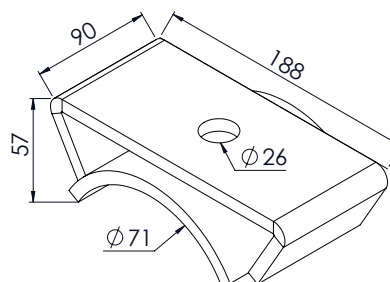
18,54Kg

**SF 05554** SUPORTE CENTRAL SR 1996 À 2000 PINO Ø 50mm



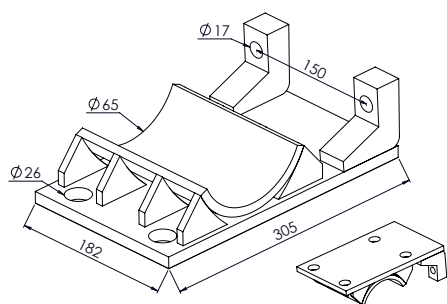
8,06Kg

**SF 0533** SAPATA INFERIOR DO SR 2003 PARA EIXO 130mm



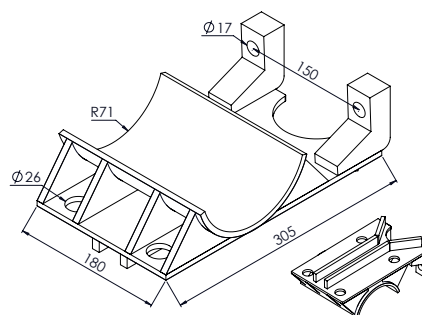
3,21Kg

**SF 0535** SAPATA INFERIOR DO SR PARA EIXO 138mm



9,60Kg

**SF 0532** SAPATA DO SR PARA EIXO Ø 130mm

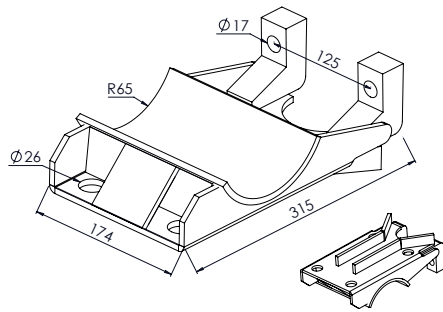


8,54Kg

**SF 0534** SAPATA DO SR PARA EIXO Ø 138mm

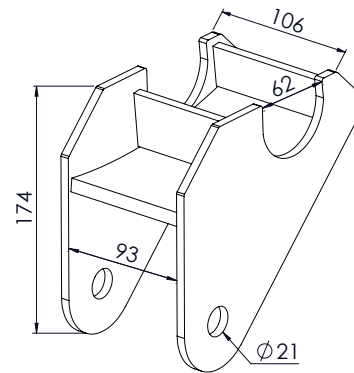
\*AS MARCAS E CÓDIGOS CITADOS SÃO UTILIZADOS MERAMENTE COMO REFERÊNCIAS. OS VALORES DOS PESOS SÃO APROXIMADOS.





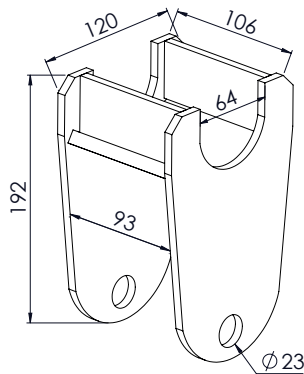
8,30Kg

**SF 0536** SAPATA DO SR INFERIOR PARA SR EIXO 130mm



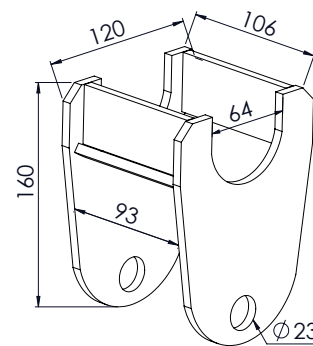
3,52Kg

**SF 0537D** SAPATA MÓVEL DIANTEIRA DO SR 2003



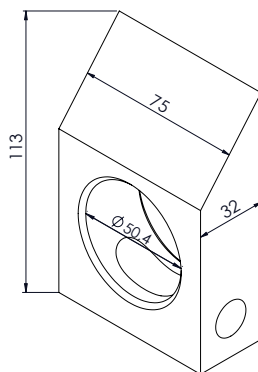
2,77Kg

**SF 05556** SAPATA MÓVEL TRASEIRA LONGA



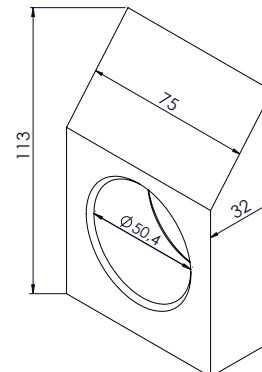
2,47Kg

**SF 0537** SAPATA MÓVEL TRASEIRA DO SR 2003



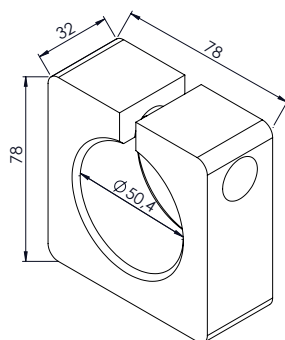
1,23Kg

**SF 0530** MANCAL EXTERNO PINO DA BALANÇA SR Ø 50mm



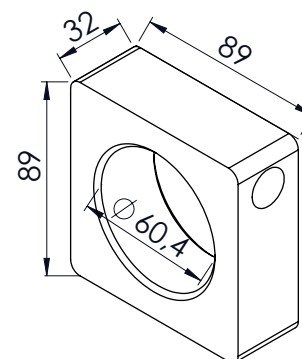
1,34Kg

**SF 0531** MANCAL INTERNO PINO DA BALANÇA SR Ø 50mm



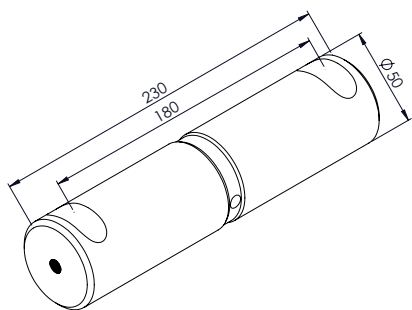
1,22Kg

**SF 0516** MANCAL PINO DA BALANÇA SR Ø 50mm



1,12Kg

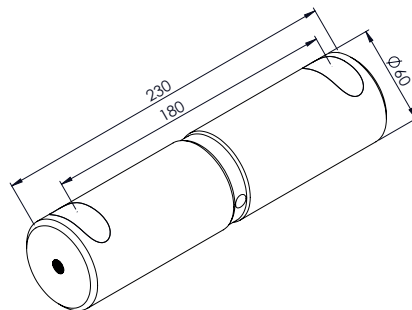
**SF 0518** MANCAL INTERNO PINO BALANÇA Ø 60mm



3,36Kg

**SF 0522** PINO BALANÇA DA CARRETA Ø 50mm

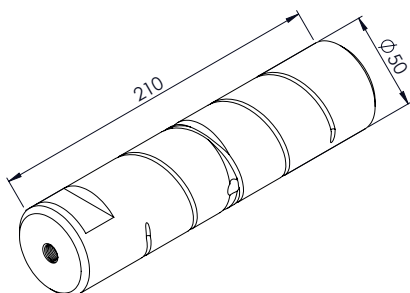
**SF 0522C** PINO BALANÇA DA CARRETA (TEMPERADO) Ø 50mm



4,96Kg

**SF 0523** PINO BALANÇA DA CARRETA Ø 60mm

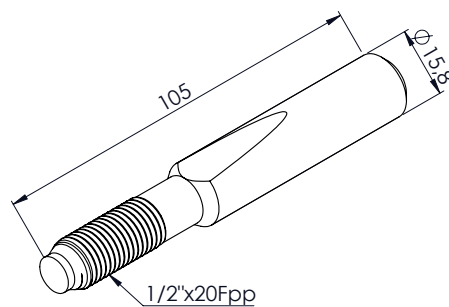
**SF 0523C** PINO BALANÇA DA CARRETA (TEMPERADO) Ø 60mm



8,86Kg

**SF 0539** PINO BALANÇA DO SR 2003 Ø 50mm

**SF 0539C** PINO BALANÇA DO SR 2003 (TEMPERATURA) Ø 50mm

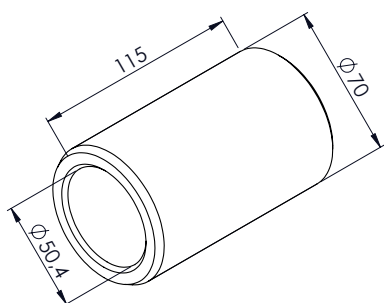


0,12Kg

**SF 0541** PINO CÔNICO

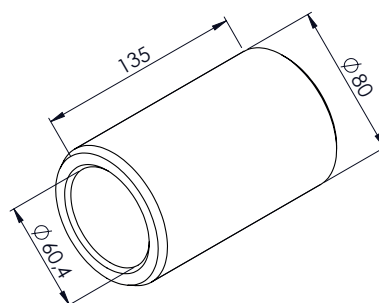
0,15Kg

**SF 0541A** PINO CÔNICO (COM PORCA)



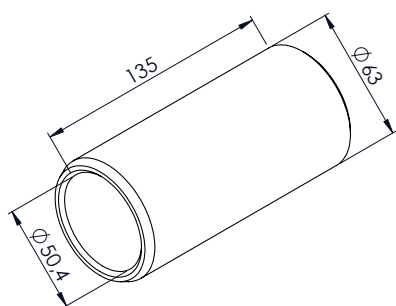
1,63Kg

**SF 0503** BUCHA INTERNA DA BALANÇA (CEMENTADO)



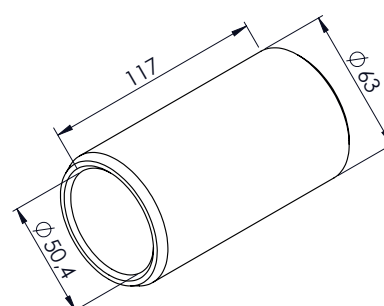
2,25Kg

**SF 0542** BUCHA INTERNA DA BALANÇA DO SR (CEMENTADO)



1,00Kg

**SF 0543** BUCHA INTERNA DA BALANÇA DO SR (CEMENTADO)

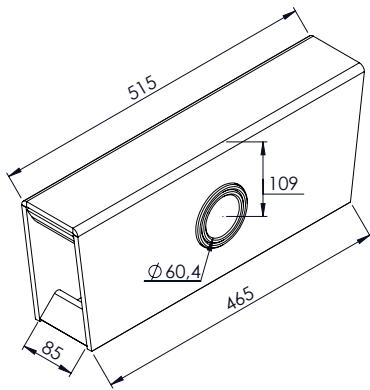


0,98Kg

**SF 0544** BUCHA INTERNA DA BALANÇA DO SR 2003 (CEMENTADO)

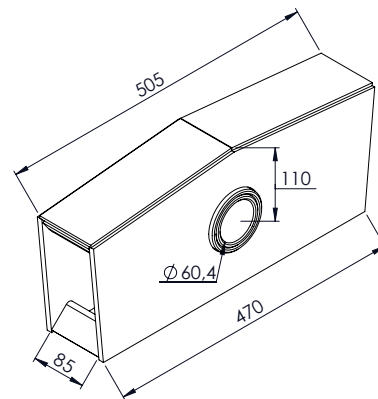






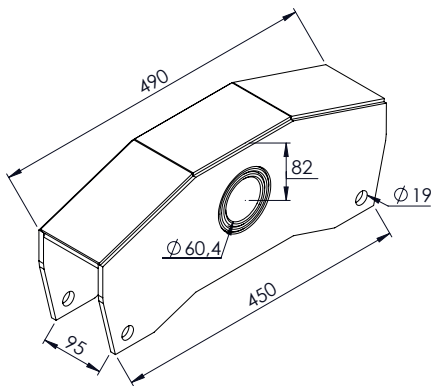
19,75Kg

**DR 0603** BALANCA TRUCK RETO PINO Ø 60mm



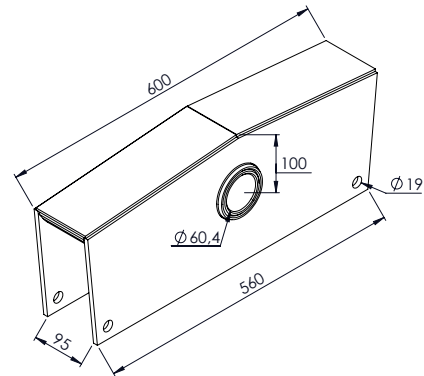
18,81Kg

**DR 0604** BALANCA TRUCK CURVO PINO Ø 60mm



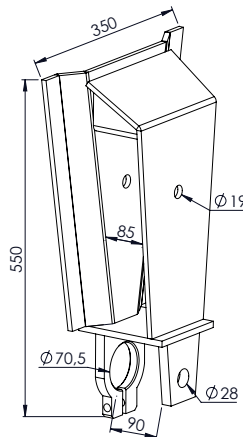
17,10Kg

**DR 0605** BALANCA DA CARRETA PINO Ø 60mm



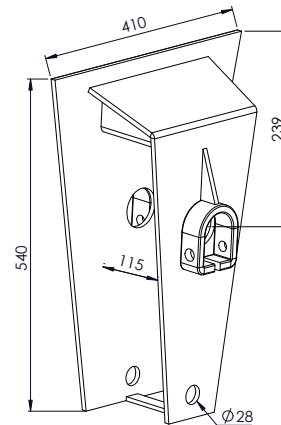
24,19Kg

**DR 0631** BALANCA DO SR PINO Ø 60mm



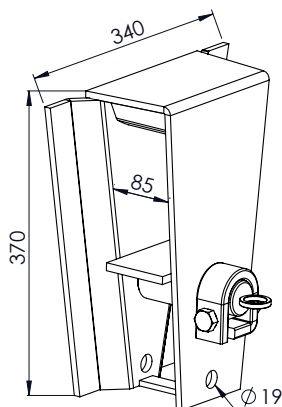
16,92Kg

**DR 0606** SUPORTE DIANTEIRO DO TRUCK



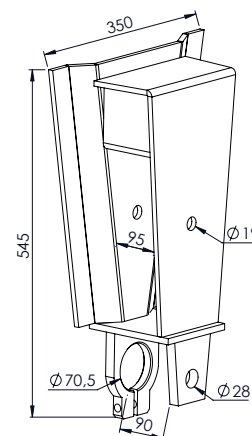
21,12Kg

**DR 0608** SUPORTE MAIOR CENTRAL TRUCK PINO Ø 60mm



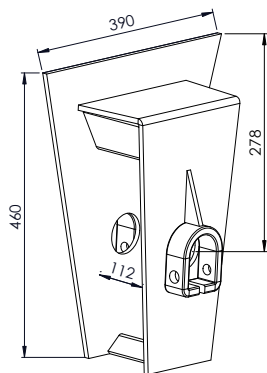
16,58Kg

**DR 0607** SUPORTE TRASEIRO DO TRUCK



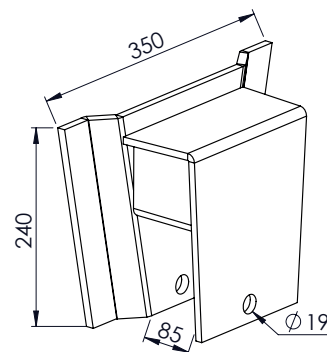
18,37Kg

**DR 0612** SUPORTE DIANTEIRO DO TRUCK MODELO 90



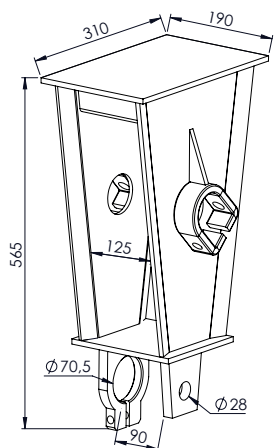
18,43Kg

**DR 0609** SUPORTE CENTRAL DO TRUCK PINO Ø 60mm



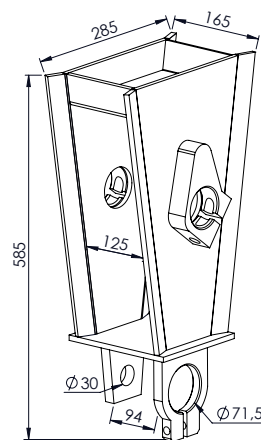
10,27Kg

**DR 0611** SUPORTE TRASEIRO DA CAÇAMBA



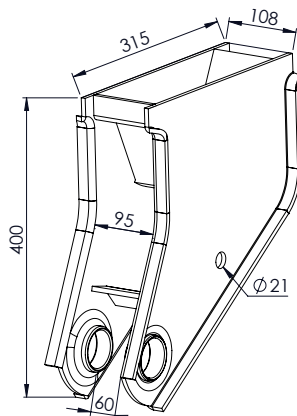
21,05Kg

**DR 0613** SUPORTE CENTRAL DA CARRETA Ø 60mm



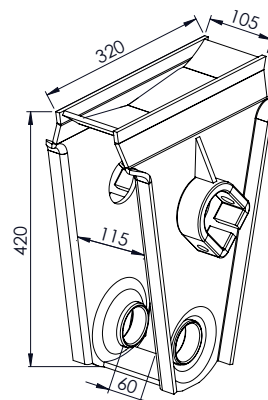
20,24Kg

**DR 0614** SUPORTE CENTRAL DA CARRETA ANTIGO PINO Ø 60mm



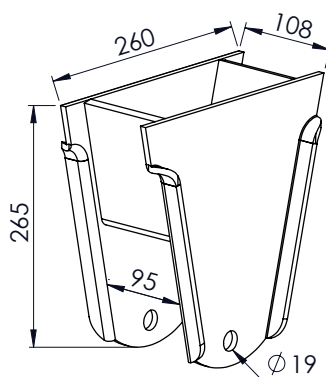
13,42Kg

**DR 0632** SUPORTE DIANTEIRO ESTAMPADO DO SR



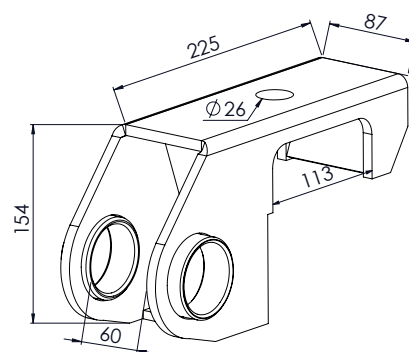
13,50Kg

**DR 0633** SUPORTE CENTRAL ESTAMPADO DO SR PINO Ø 60mm



6,54Kg

**DR 0634** SUPORTE TRASEIRO ESTAMPADO DO SR

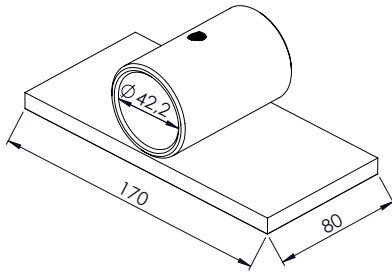


4,27Kg

**DR 0602** SAPATA DO EIXO CARRETA 113mm

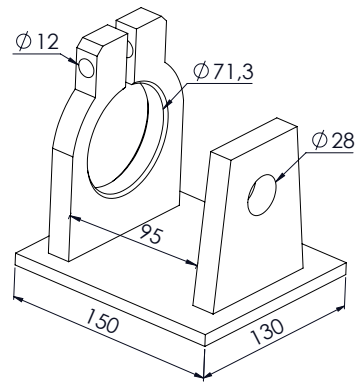
AS MARCAS E CÓDIGOS CITADOS SÃO UTILIZADOS MERAMENTE COMO REFERÊNCIAS. OS VALORES DOS PESOS SÃO APROXIMADOS.





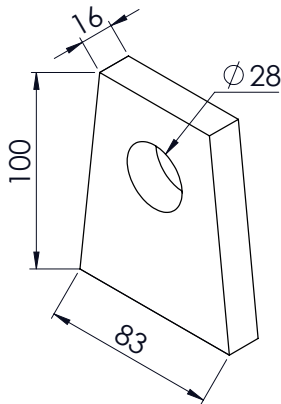
1,47Kg

**DR 0627** DESLIZANTE DO SUPORTE TRASEIRO



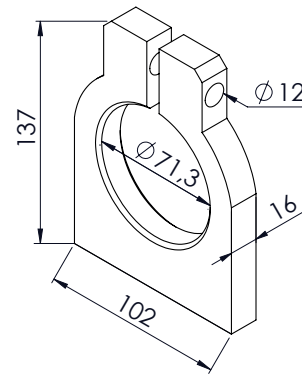
3,07Kg

**DR 0622** MANCAL DO PINO TENSOR RETO



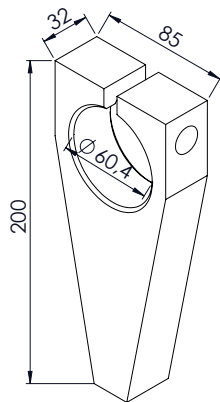
0,87Kg

**DR 0615** MANCAL INTERNO DO TENSOR RETO



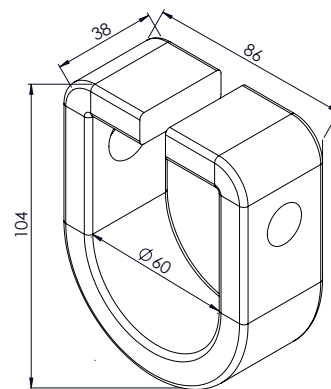
0,94Kg

**DR 0616** MANCAL EXTERNO DO TENSOR RETO



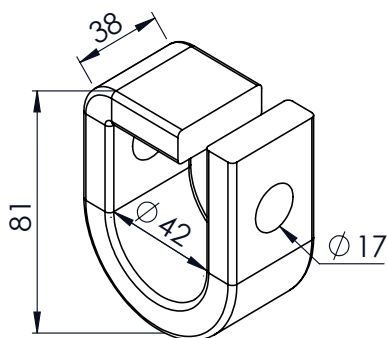
2,48Kg

**DR 0619** MANCAL EXTERNO SUPORTE CENTRAL CARRETA  $\varnothing$  60mm



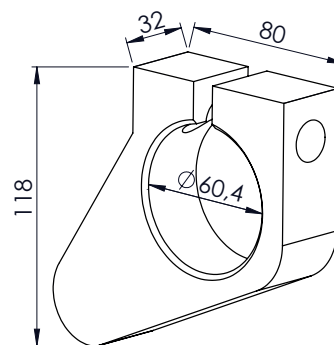
0,98Kg

**RN 0180** MANCAL DO SUPORTE TRASEIRO DO TRUCK  $\varnothing$  60mm



0,70Kg

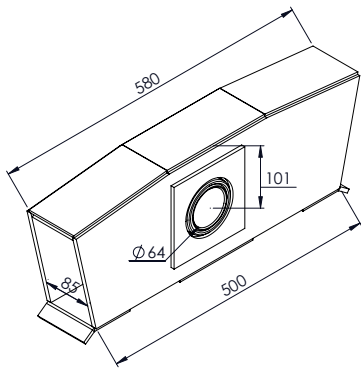
**DR 0635** MANCAL DO SUPORTE TRASEIRO  $\varnothing$  42mm



1,48Kg

**DR 0623** MANCAL DO SUPORTE DA CARRETA  $\varnothing$  60mm

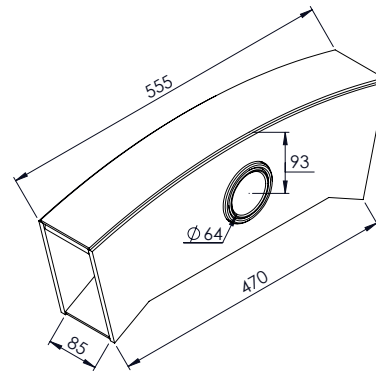




22,45Kg  
23,32Kg

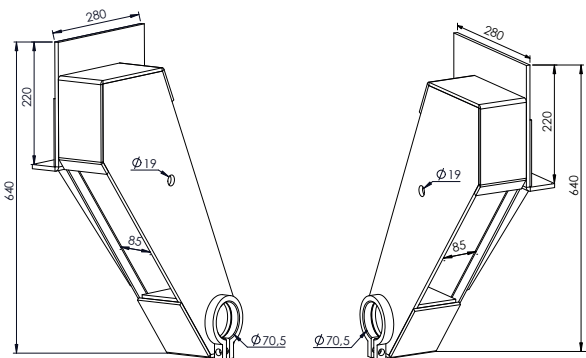
**GA 0851** BALANÇA DO TRUCK PINO Ø 63,50mm

**GA 0851A** BALANÇA DO TRUCK PINO Ø 63,50mm (MOLA 90mm)



17,60Kg

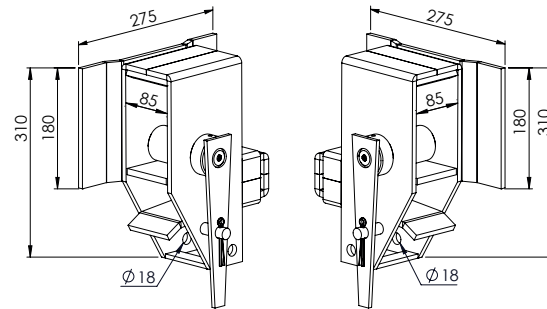
**GA 0872** BALANÇA DO TRUCK MODERNO PINO Ø 63,5mm



26,75kg

**GA 0855** SUPORTE DIANTEIRO LE 1113

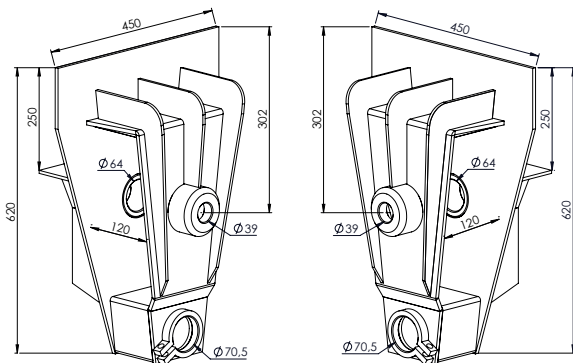
**GA 0856** SUPORTE DIANTEIRO LD 1113



16,25Kg

**GA 0857** SUPORTE TRASEIRO LE

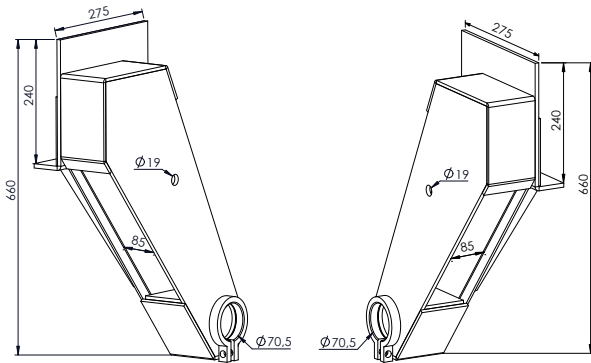
**GA 0858** SUPORTE TRASEIRO LD



36,11Kg

**GA 0854** SUPORTE CENTRAL LE DO TRUCK Ø 64mm

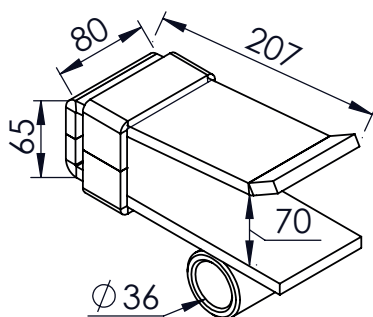
**GA 0862** SUPORTE CENTRAL LD DO TRUCK Ø 64mm



27,10Kg

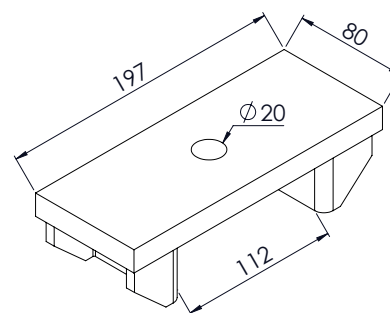
**GA 0864** SUPORTE DIANTEIRO LE DO TRUCK

**GA 0865** SUPORTE DIANTEIRO LD DO TRUCK



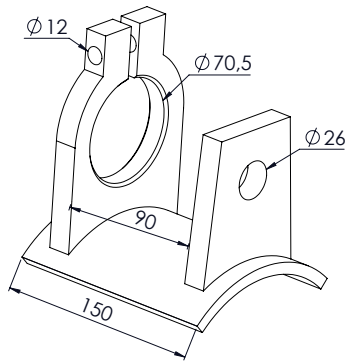
4,08Kg

**GA 0857D** DESLIZANTE TRASEIRO DO GALEGO



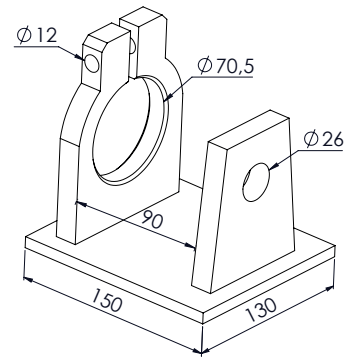
2,81Kg

**GA 0866** APOIO SUPERIOR EIXO QUADRADO EIXO 112mm



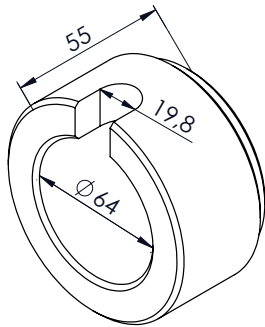
**GA 0867** MANCAL CURVO DO TENSOR

3,01Kg



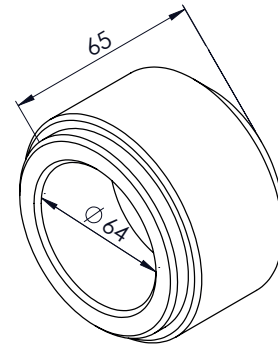
**GA 0868** MANCAL RETO DO TENSOR

3,19Kg



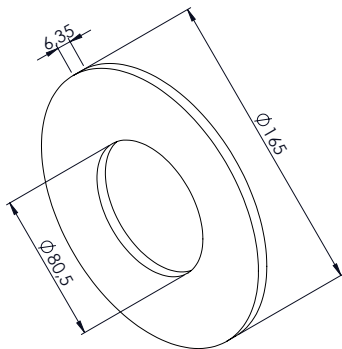
**GA 0869** MANCAL INTERNO SUPORTE CENTRAL

1,80Kg



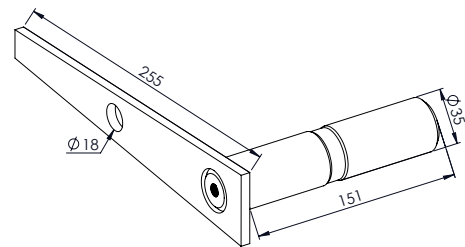
**GA 0870** MANCAL EXTERNO SUPORTE CENTRAL

2,50Kg



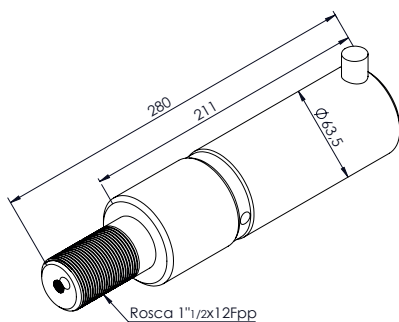
**GA 0859** DISCO LATERAL DA BALANÇA

0,81Kg



**GA 0871** PINO DESLIZANTE SUPERIOR TRASEIRO  $\phi 35$ mm

1,54Kg

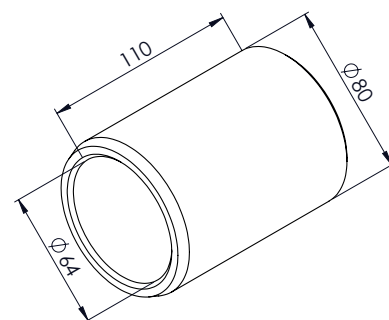


**GA 0852** PINO BALANÇA  $\phi 63,50$ mm

5,74Kg  
5,74Kg  
0,27Kg

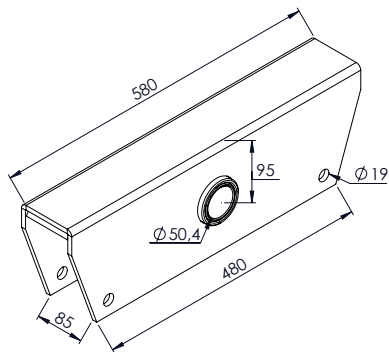
**GA 0852C** PINO BALANÇA (TEMPERADO)  $\phi 63,50$ mm

**GA 0852P** PORCA DO PINO DA BALANÇA



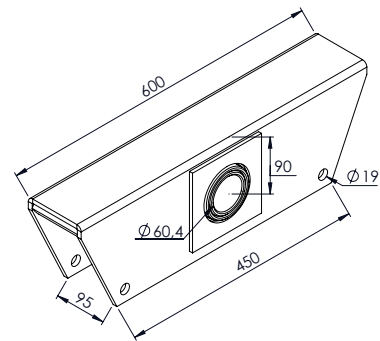
**GA 0861** BUCHA INTERNA DA BALANÇA (CEMENTADO)

1,48Kg



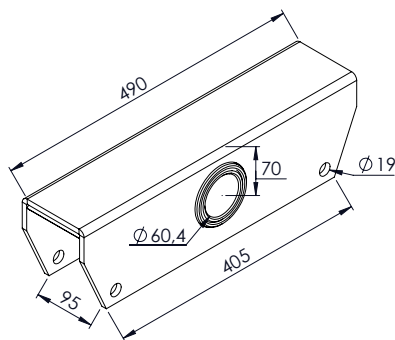
20,35Kg

**KR 0701** BALANÇA DO TRUCK PINO Ø 50mm



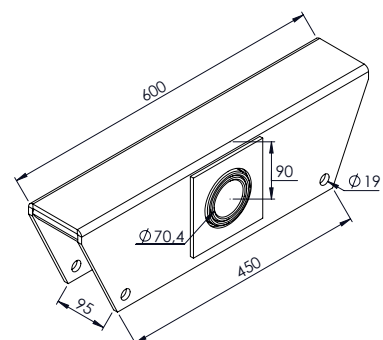
22,44Kg

**KR 0700** BALANÇA DA CARRETA PINO Ø 60mm



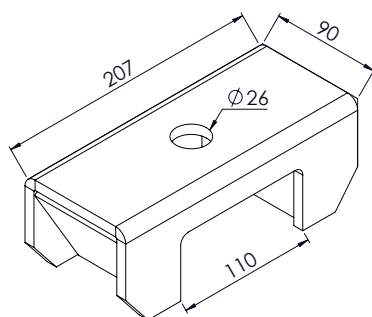
16,13Kg

**KR 0705** BALANÇA DA CARRETA PINO Ø 60mm



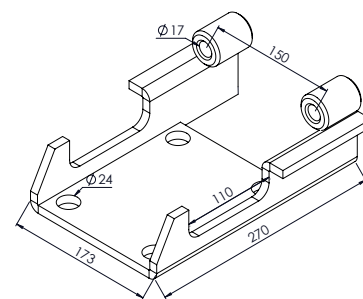
22,85Kg

**KR 0732** BALANÇA DO SR PINO Ø 70mm



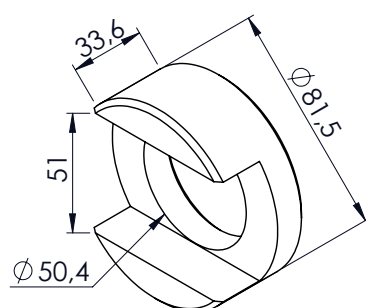
2,80Kg

**KR 0720** SAPATA DA CARRETA EIXO 110mm



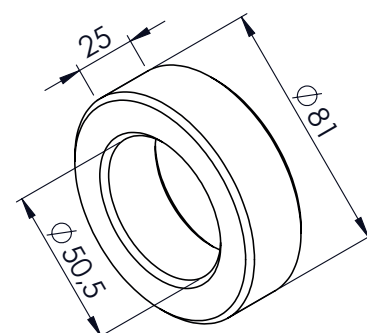
5,95Kg

**KR 0721** SAPATA DA CARRETA EIXO 110mm



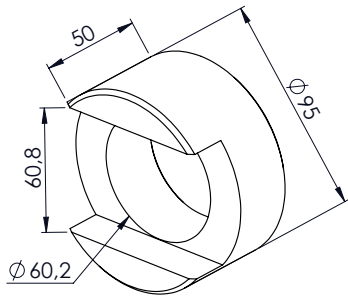
0,50Kg

**KR 0715** MANCAL EXTERNO PINO DA PALANÇA DO TRUCK



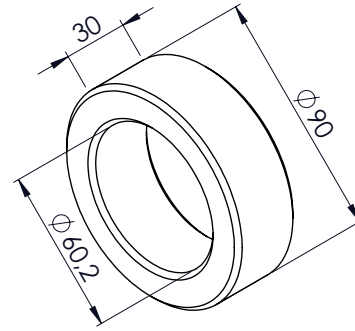
0,61Kg

**KR 0716** MANCAL INTERNO PINO DA BALANÇA DO TRUCK



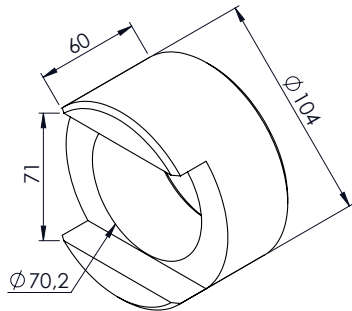
1,24Kg

**KR 0717** MANCAL EXTERNO PINO DA BALANÇA DA CARRETA



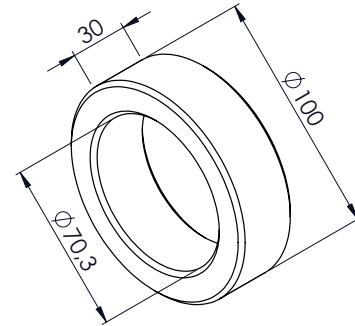
0,74Kg

**KR 0735** MANCAL INTERNO PINO DA BALANÇA



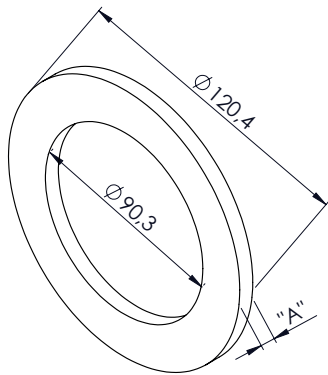
1,47Kg

**KR 0736** MANCAL EXTERNO PINO DA BALANÇA



0,91Kg

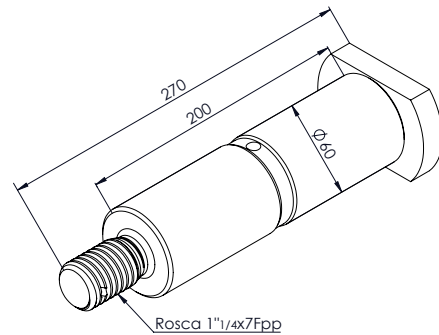
**KR 0737** MANCAL INTERNO PINO DA BALANÇA



0,18Kg  
0,11Kg

**KR 0729** ARRUELA "A" 4,75mm

**KR 0730** ARRUELA "A" 3,18mm

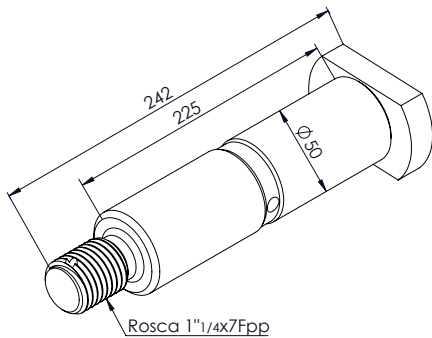


5,28Kg  
5,28Kg  
0,20Kg

**KR 0702** PINO BALANÇA DA CARRETA Ø 60mm

**KR 0702C** PINO BALANÇA DA CARRETA (TEMPERADO) Ø 60mm

**KR 0702P** PORCA DO PINO DA BALANÇA

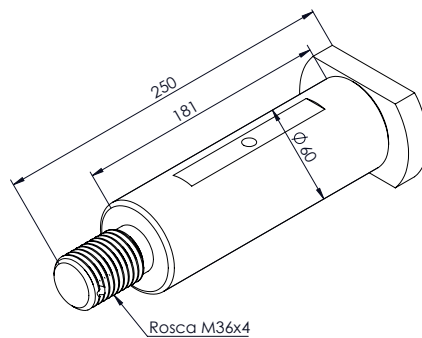


3,35Kg  
3,35Kg  
0,20Kg

**KR 0726** PINO BALANÇA DO TRUCK Ø 50mm

**KR 0726C** PINO BALANÇA DO TRUCK (TEMPERADO) Ø 50mm

**KR 0726P** PORCA DO PINO DA BALANÇA



4,96Kg  
4,96Kg  
0,34Kg

**KR 0739** PINO BALANÇA DO SR Ø 60mm

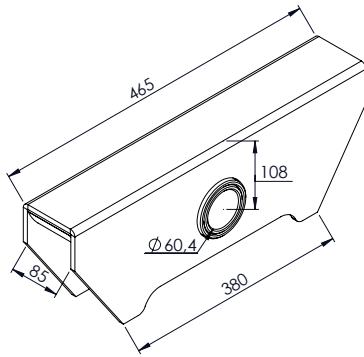
**KR 0739C** PINO BALANÇA DO SR (TEMPERADO) Ø 60mm

**KR 0739P** PORCA DO PINO DA BALANÇA

\*AS MARCAS E CÓDIGOS CITADOS SÃO UTILIZADOS MERAMENTE COMO REFERÊNCIAS. OS VALORES DOS PESOS SÃO APROXIMADOS.

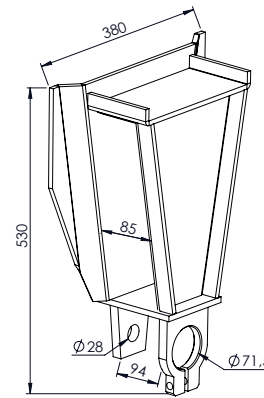






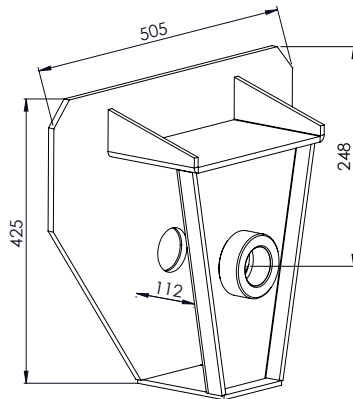
20,02Kg

**MR 1500** BALANÇA DO TE PINO Ø 60mm



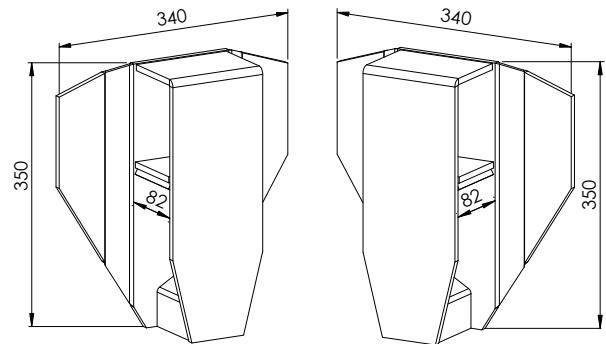
20,43Kg

**MR 1501** SUPORTE DIANTEIRO DO TE



23,69Kg

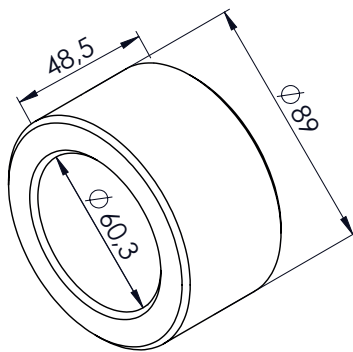
**MR 1502** SUPORTE CENTRAL DO TE PINO Ø 60mm



11,60Kg

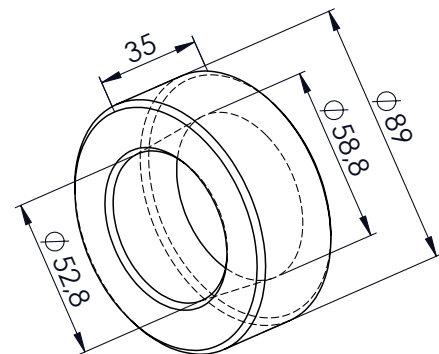
**MR 1503LE** SUPORTE TRASEIRO LE TE

**MR 1503LD** SUPORTE TRASEIRO LD TE



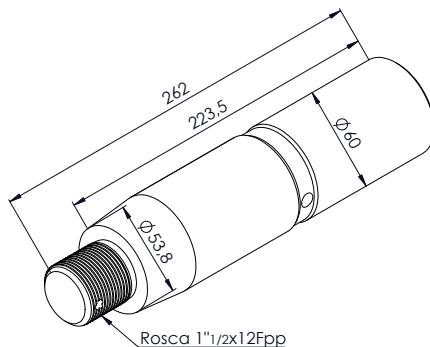
1,21Kg

**MR 1530** MANCAL EXTERNO DO PINO DA BALANÇA



0,98Kg

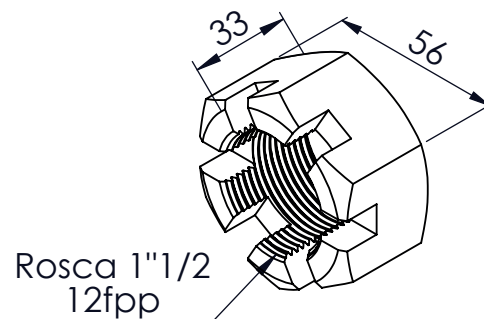
**MR 1531** MANCAL CÔNICO DO PINO DA BALANÇA



5,06Kg

**MR 1527** PINO BALANÇA DO TE Ø 60mm

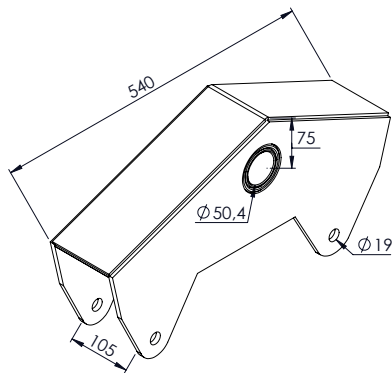
**MR 1527C** PINO BALANÇA DO TE (TEMPERADOR) Ø 60mm



0,34Kg

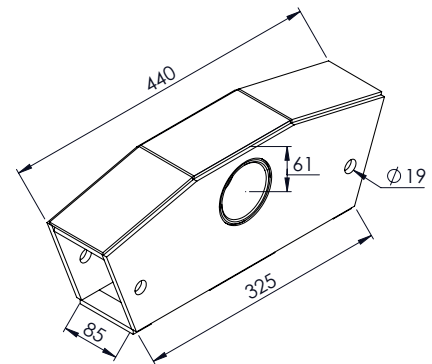
**MR 1528** PORCA CASTELO PINO DO TE





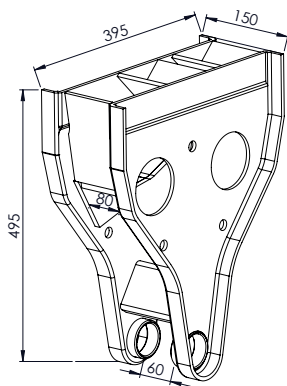
18,75Kg

**FN 0750** BALANÇA DO TRUCK PINO Ø 50mm



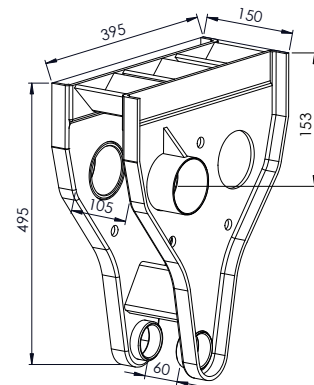
14,40Kg

**FV 0900** BALANÇA DA CARRETA PINO Ø 50,5mm



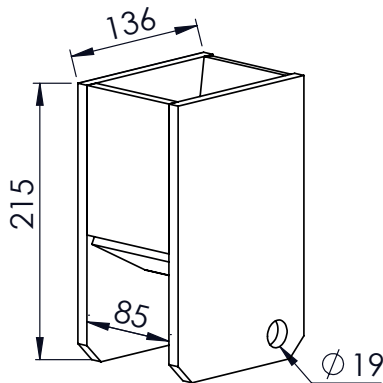
17,84Kg

**FV 0904** SUPORTE DIANTEIRO DO SR



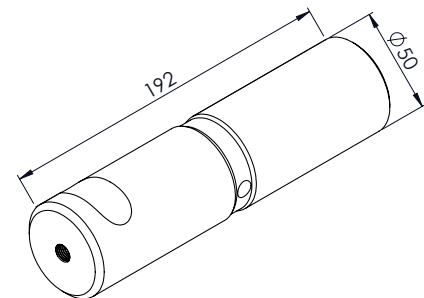
17,31Kg

**FV 0905** SUPORTE CENTRAL SR PINO Ø 50,50mm



6,98Kg

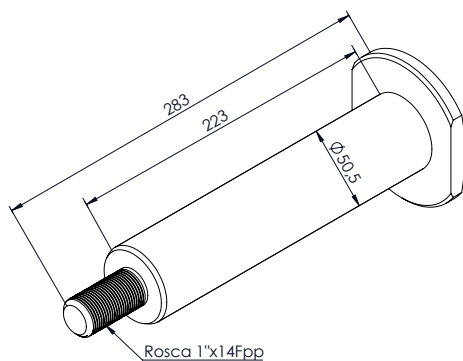
**FV 0906** SUPORTE TRASEIRO SR



2,84Kg

**FN 0751** PINO BALANÇA DO TRUCK Ø 50mm

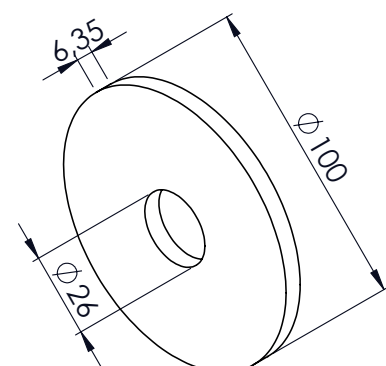
**FN 0751C** PINO BALANÇA DO TRUCK (TEMPERADO) Ø 50mm



4,12Kg

**FV 0901** PINO BALANÇA DA CARRETA Ø 50,50mm

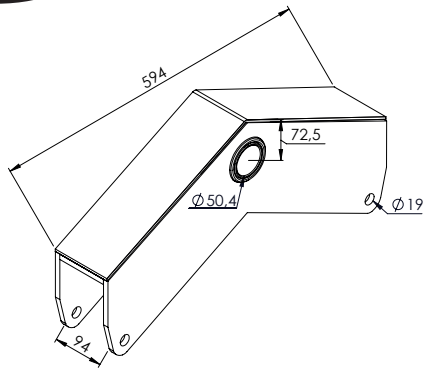
**FV 0901C** PINO BALANÇA DA CARRETA (TEMPERADO) Ø 50,50mm



0,34Kg

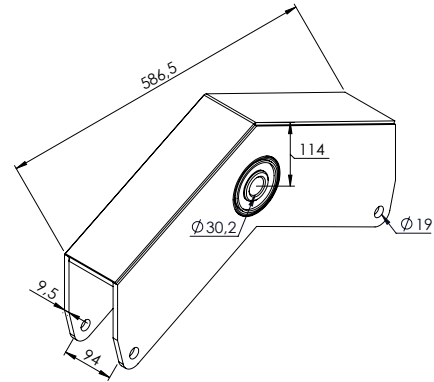
**FV 0902** ARRUELA DO PINO DA BALANÇA

AS MARCAS E CÓDIGOS CITADOS SÃO UTILIZADOS MERAMENTE COMO REFERÊNCIAS. OS VALORES DOS PESOS SÃO APROXIMADOS.



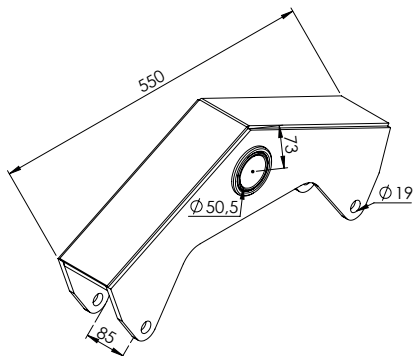
21,67Kg

**DV 1853** BALANÇA ELEVAÇÃO DA CARRETA PINO Ø 50mm



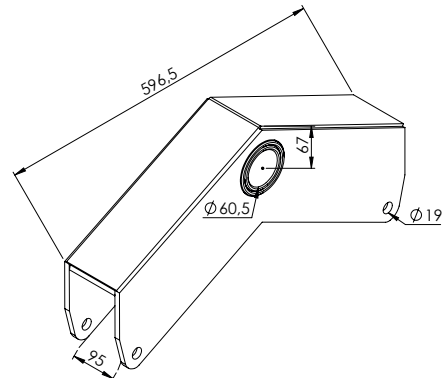
24,39Kg

**DV 1884** BALANÇA ELEVAÇÃO DA CARRETA LUBFREE



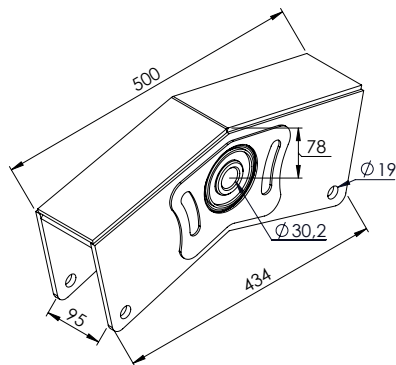
15,45Kg

**DV 1894** BALANÇA ELEVAÇÃO PARA TRUCK PINO Ø 50mm



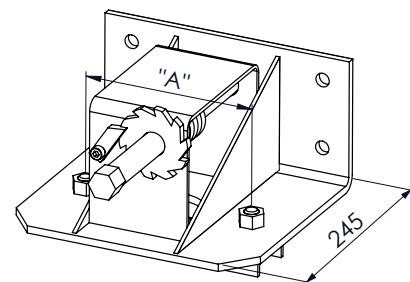
20,44Kg

**DV 1895** BALANÇA ELEVAÇÃO DA CARRETA PINO Ø 60mm



18,52Kg

**DV 1960** BALANÇA MODELO SERGOMEL LUBFREE

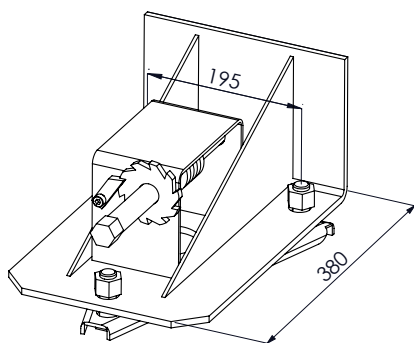


11,25Kg  
11,40Kg  
13,08Kg

**DV 1413** SUPORTE DO ESTEPE 3/4" ("A" 187mm - RODA 5,5" X 16)

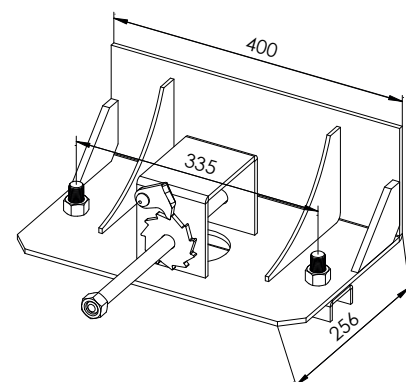
**DV 1414** SUPORTE DO ESTEPE 3/4" ("A" 205mm - RODA 6" X 17,5)

**DV 1415** SUPORTE DO ESTEPE 3/4" ("A" 245mm - RODA 6,75" X 17,5)



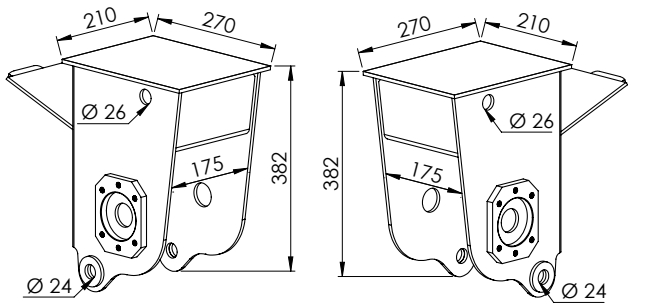
16,73Kg

**DV 1416** SUP. DO ESTEPE RODA 7,5" X 20" / 7,5" X 22,5" (10 FUROS)



14,25Kg

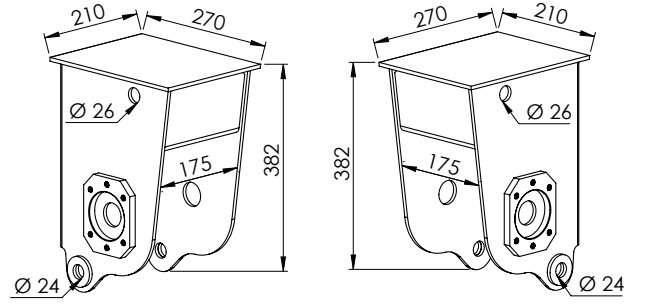
**ST 9000** SUP. DO ESTEPE RODA 7,5" X 20" / 7,5" X 22,5" (10 FUROS)



20,30Kg

**SG 0702** SUPORTE DIANTEIRO LE SERGOMEL

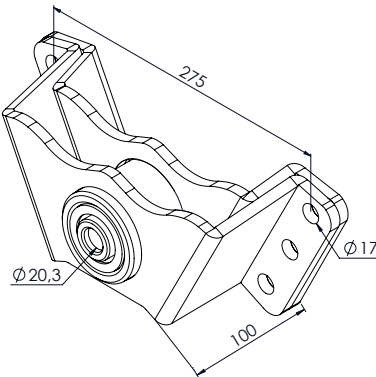
**SG 0701** SUPORTE DIANTEIRO LD SERGOMEL



17,94Kg

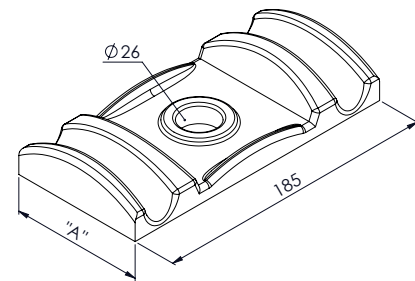
**SG 0704** SUPORTE TRASEIRO LE SERGOMEL

**SG 0703** SUPORTE TRASEIRO LD SERGOMEL



7,06Kg

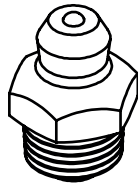
**DV 1772** SUPORTE TRASEIRO IVECO COM BUCHA



1,32Kg  
1,40Kg

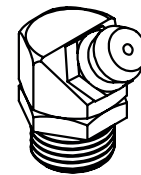
**DV 1492** GUIA DE GRAMPO "A" 90mm

**DV 1492A** GUIA DE GRAMPO "A" 80mm



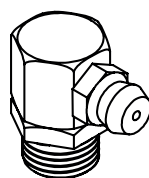
0,09Kg

**DV 1462** GRAXEIRA RETA ROSCA 1/8" BSP 3/8"



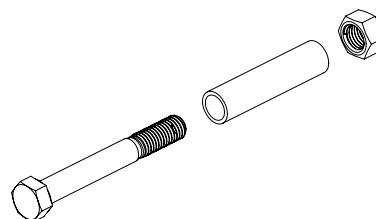
0,01Kg

**DV 1463** GRAXEIRA 45° ROSCA 1/8" BSP 3/8"



0,01Kg

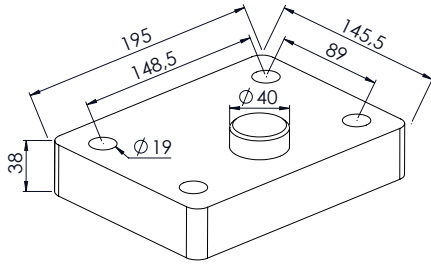
**DV 1464** GRAXEIRA 90° ROSCA 1/8" BSP 3/8"



0,35Kg

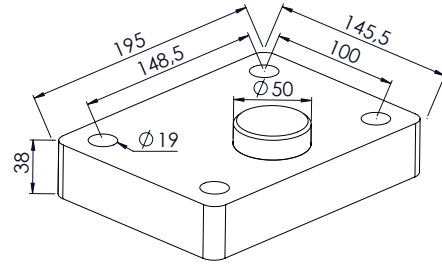
**DV 1961** PARAFUSO P/ BALANÇA 5/8" X 5" C/ PORCA E ESPAÇADOR





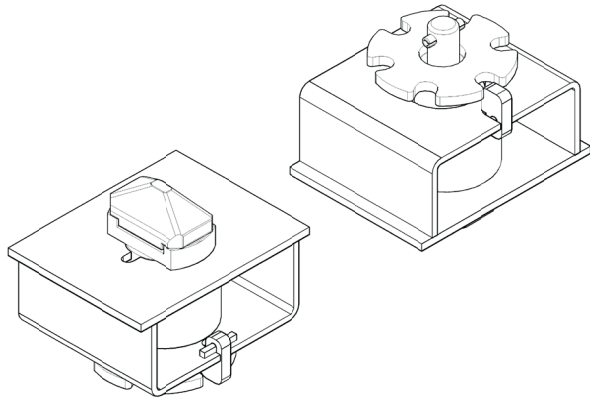
7,98Kg

**DV 1773** CALÇO PARA LEVANTAR "V" TRAÇADO VW E FORD Ø 40mm



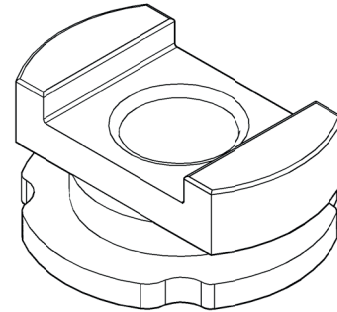
7,75Kg

**DV 1774** CALÇO PARA LEVANTAR "V" TRAÇADO VW E FORD Ø 50mm



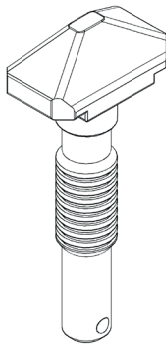
9,70Kg

**TC 7001** DISPOSITIVO (CONJUNTO ENGATE DO CONTÊINER)



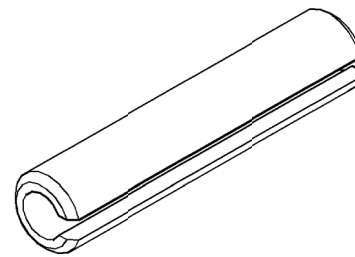
1,09Kg

**TC 7002** GUIA PINO DO ENGATE DO CONTÊINER



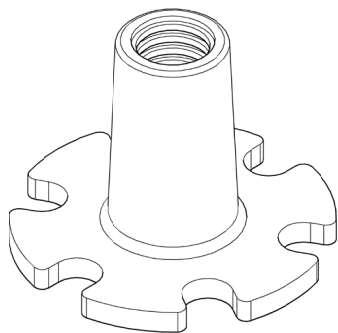
1,97Kg

**TC 7003** PINO ENGATE DO CONTÊINER



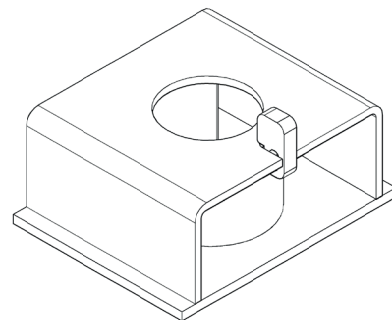
0,02Kg

**TC 7004** PINO ELÁSTICO DO ENGATE DO CONTÊINER



1,25Kg

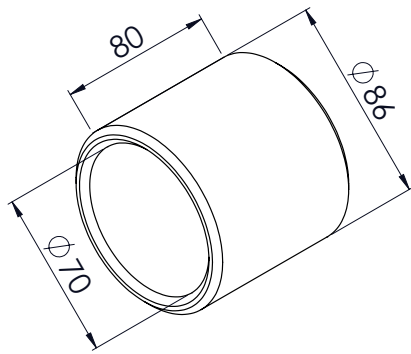
**TC 7005** PORCA DO ENGATE DO CONTÊINER



5,34Kg

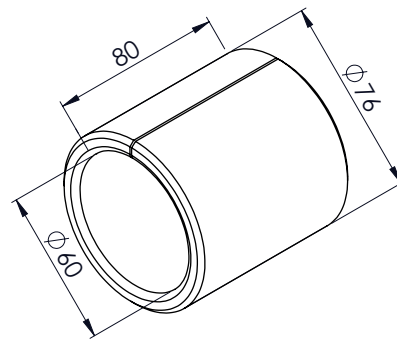
**TC 7006** CORPO DO ENGATE DO CONTÊINER





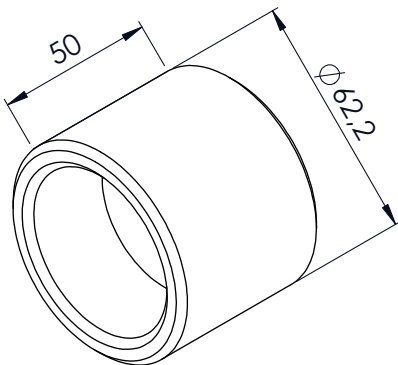
1,19Kg

**TE 1301** OLHAL TENSOR RANDON



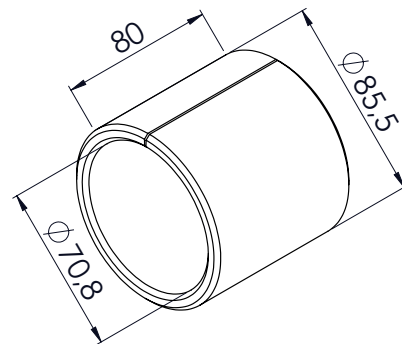
1,03Kg

**TE 1302** OLHAL TENSOR RODOVIÁRIA



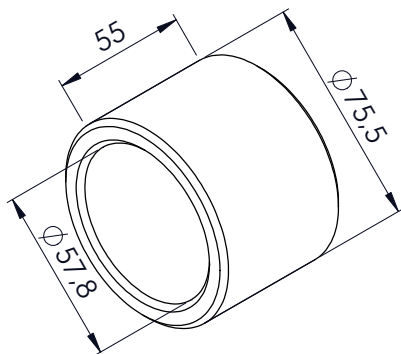
0,62Kg

**TE 1303** OLHAL TENSOR RANDON CÔNICO



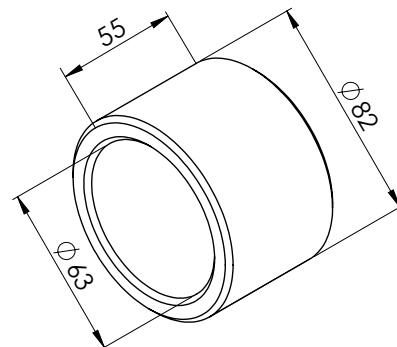
1,19Kg

**TE 1304** OLHAL TENSOR GUERRA



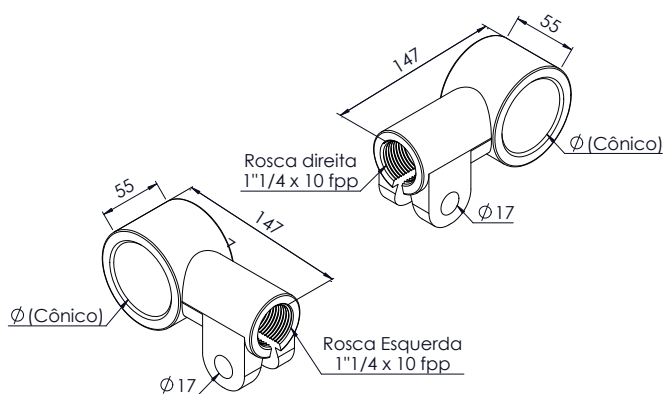
0,78Kg

**TE 1305** OLHAL TENSOR RANDON 2000



0,83Kg

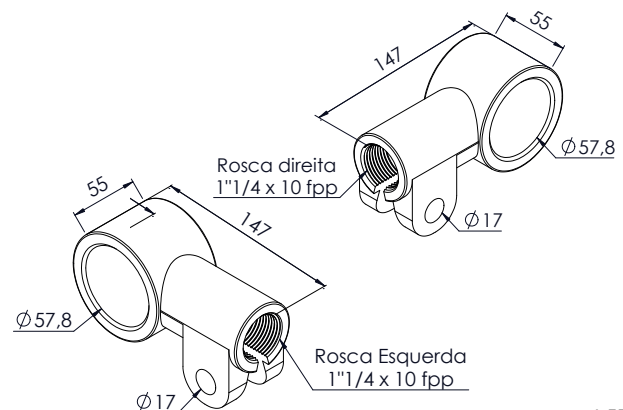
**TE 1355** OLHAL TENSOR SUSPENSYS



1,29Kg

**TE 1309LE** PONTEIRA FUNDIDA SUPER LEVE

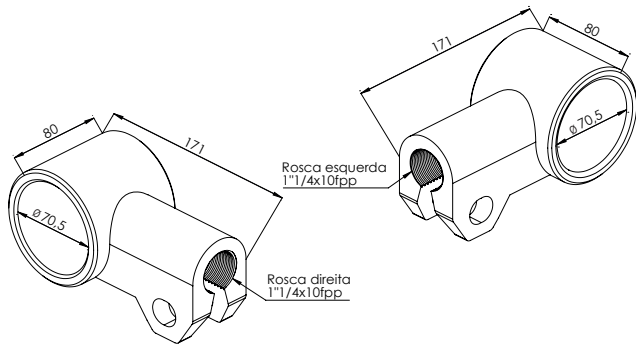
**TE 1310LD** PONTEIRA FUNDIDA SUPER LEVE



1,57Kg

**TE 1309-SLE** PONTEIRA FUNDIDA RANDON 2000

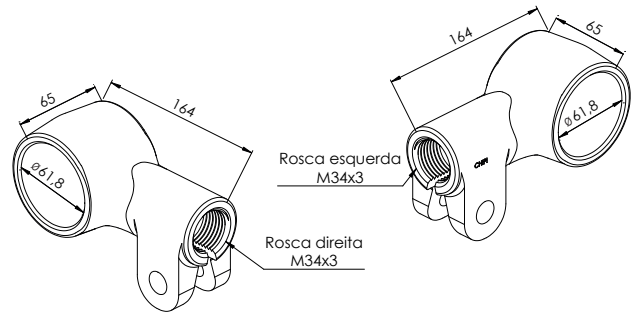
**TE 1310-SLD** PONTEIRA FUNDIDA RANDON 2000



2,40Kg

**GR 0473LE** PONTEIRA FUNDIDA GUERRA Ø 70,5mm

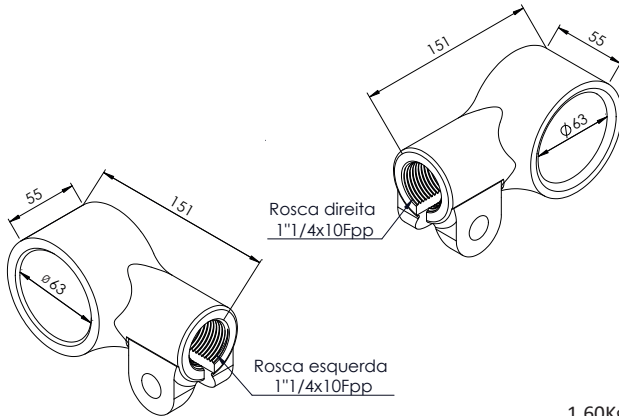
**GR 0473LD** PONTEIRA FUNDIDA GUERRA Ø 70,5mm



2,03Kg

**NO 0376LE** PONTEIRA FUNDIDA NOMA 2012 Ø 61,8mm

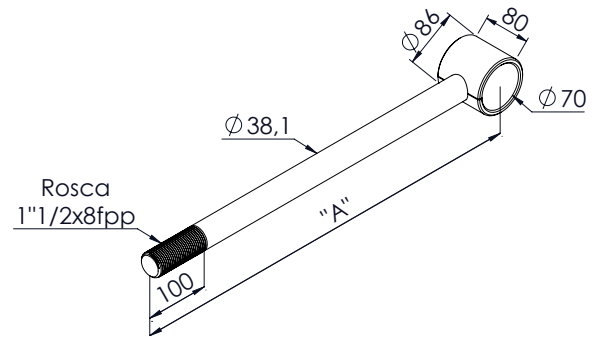
**NO 0376LD** PONTEIRA FUNDIDA NOMA 2012 Ø 61,8mm



1,60Kg

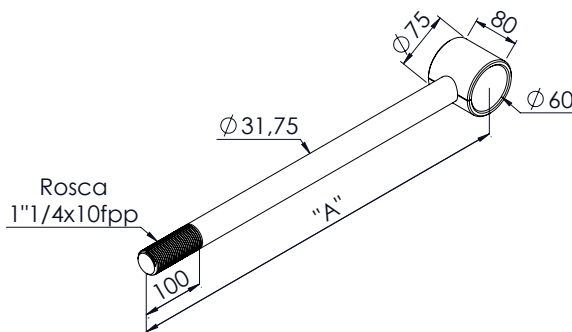
**TE 1374** PONTEIRA FUNDIDA SUSPENSYS Ø 63mm

**TE 1375** PONTEIRA FUNDIDA SUSPENSYS Ø 63mm



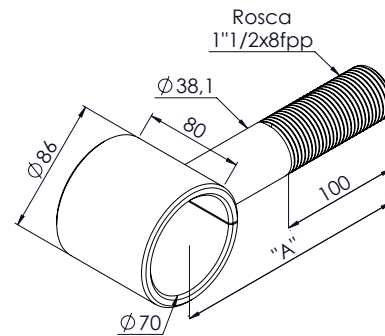
6,62Kg

**TE 1347** PONTEIRA LONGA DO TENSOR DIRETO ("A" SOB MEDIDA)



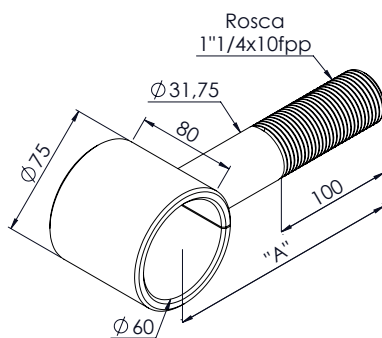
4,80Kg

**TE 1349** PONTEIRA LONGA DO TENSOR ESQUER. ("A" SOB MEDIDA)



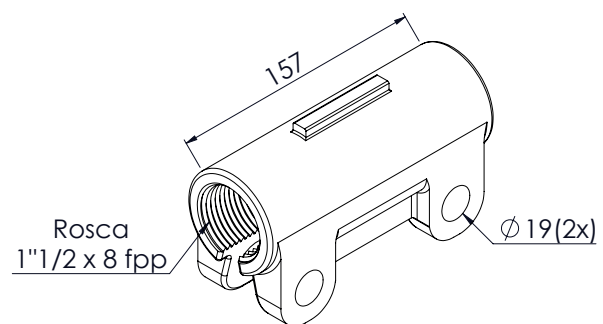
2,67Kg

**TE 1346** PONTEIRA CURTA DO TENSOR ESQUER. ("A" SOB MEDIDA)



2,13Kg

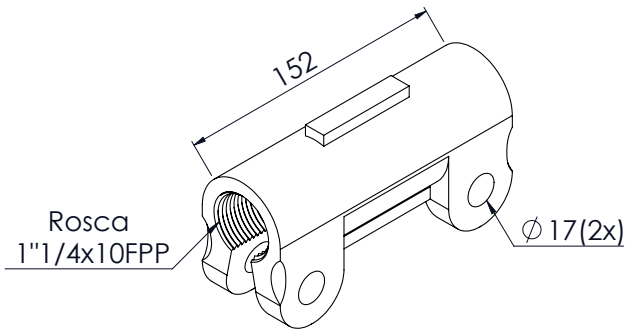
**TE 1348** PONTEIRA CURTA DO TENSOR DIREITO ("A" SOB MEDIDA)



1,84Kg

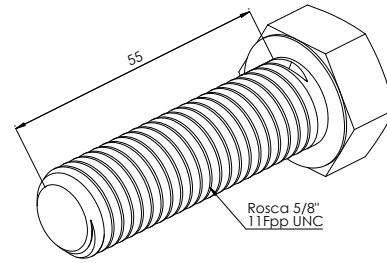
**TE 1311** LUVA FUNDIDA 1.1/2" 8 FPP RANDOM

\*AS MARCAS E CÓDIGOS CITADOS SÃO UTILIZADOS MERAMENTE COMO REFERÊNCIAS. OS VALORES DOS PESOS SÃO APROXIMADOS.



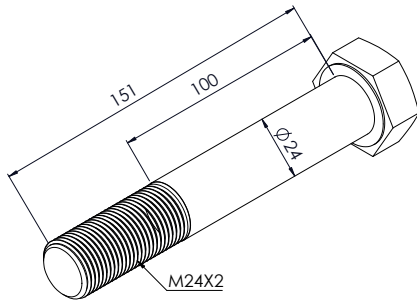
**TE 1306** LUVA FUNDIDA 1.1/4" 10 FPP RODOVIÁRIA

1,44Kg



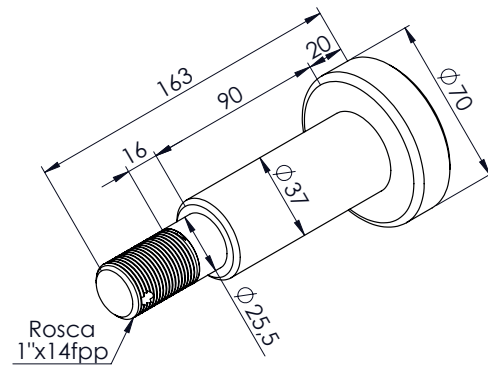
**PF 1004** PARAFUSO SX. UNC RI 5/8"

0,10Kg



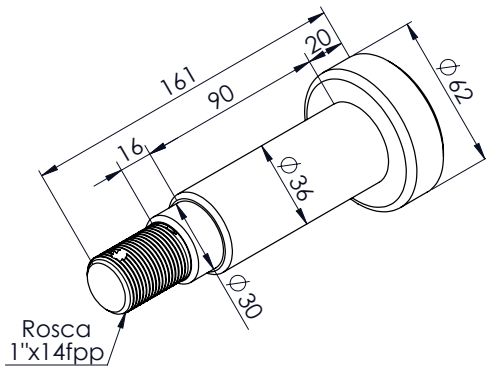
**PF 1048** PARAFUSO TIRANTE SUSPENSÃO FACCHINI 151mm

0,64Kg



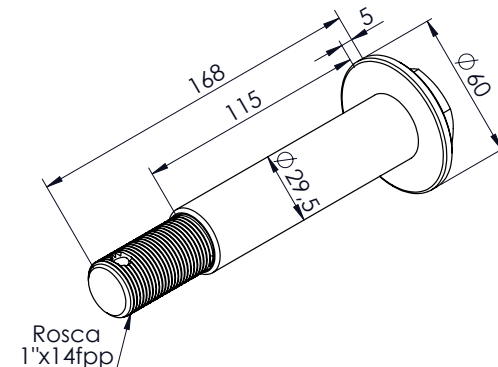
**TE 1312** PINO TENSOR PARA TRUCK E CARRETA RANDON

1,35Kg



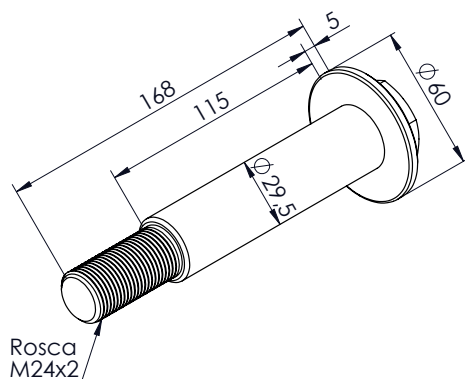
**TE 1316** PINO TENSOR PARA TRUCK E CARRETA RODOVIÁRIA

1,27Kg



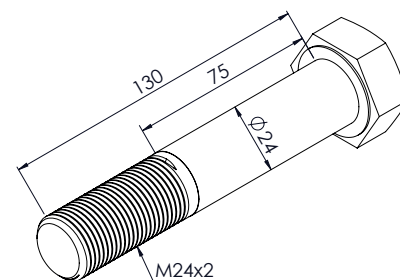
**TE 1313** PINO TENS. PARA TRUCK E CARRETA SUPER LEVE RANDON

0,98Kg



**TE 1314** PINO TENS. PARA TRUCK E CARRETA SUPER LEVE RANDON

0,98Kg



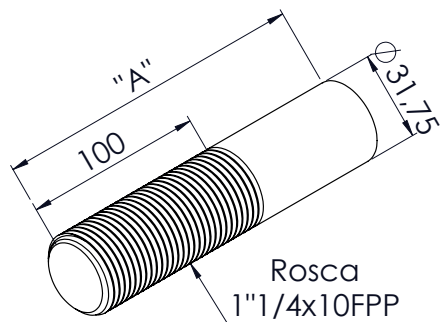
**TE 1315** PINO TENSOR SR 2000 (SEM PORCA)

0,57Kg

**TE 1315A** PINO TENSOR SR 2000 (COM PORCA)

0,67Kg

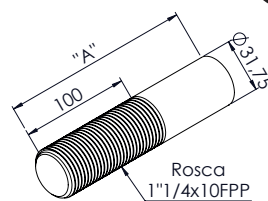
# PEÇAS P/ TENSORES



0,84Kg  
1,01Kg

**TE 1337** VARÃO ROSCA DIREITO 1.1/4" "A" 134mm

**TE 1338** VARÃO ROSCA DIREITO 1.1/4" "A" 160mm



2,46Kg  
2,58Kg  
2,75Kg  
3,08Kg  
3,17Kg  
3,78Kg  
4,41Kg

**TE 1339** VARÃO ROSCA ESQUERDO 1.1/4" "A" 390mm

**TE 1340** VARÃO ROSCA ESQUERDO 1.1/4" "A" 410mm

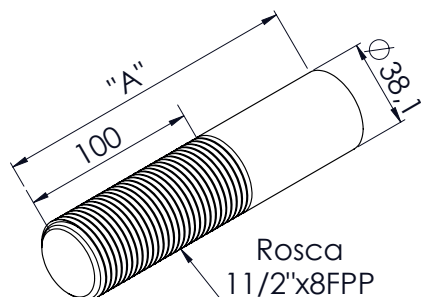
**TE 1341** VARÃO ROSCA ESQUERDO 1.1/4" "A" 440mm

**TE 1342** VARÃO ROSCA ESQUERDO 1.1/4" "A" 490mm

**TE 1343** VARÃO ROSCA ESQUERDO 1.1/4" "A" 550mm

**TE 1344** VARÃO ROSCA ESQUERDO 1.1/4" "A" 600mm

**TE 1345** VARÃO ROSCA ESQUERDO 1.1/4" "A" 700mm



2,18Kg  
3,13Kg  
3,66Kg  
5,37Kg  
6,25Kg

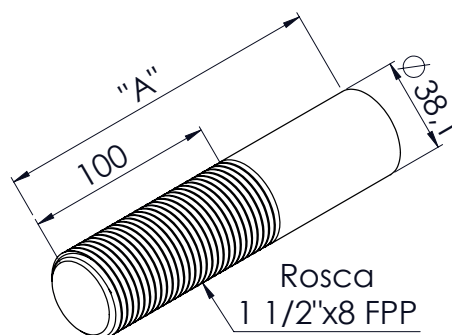
**TE 1331** VARÃO ROSCA DIREITO 1.1/2" "A" 245mm

**TE 1333** VARÃO ROSCA DIREITO 1.1/2" "A" 350mm

**TE 1334** VARÃO ROSCA DIREITO 1.1/2" "A" 410mm

**TE 1335** VARÃO ROSCA DIREITO 1.1/2" "A" 600mm

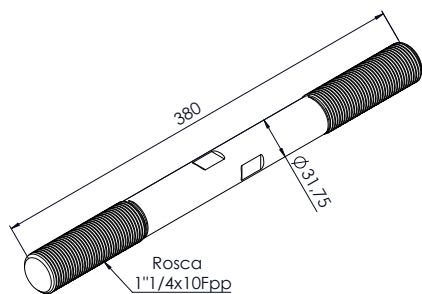
**TE 1336** VARÃO ROSCA DIREITO 1.1/2" "A" 700mm



1,19Kg  
1,42Kg

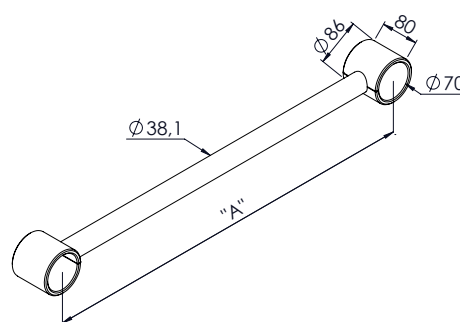
**TE 1329** VARÃO ROSCA ESQUERDO 1.1/2" "A" 134mm

**TE 1330** VARÃO ROSCA ESQUERDO 1.1/2" "A" 160mm

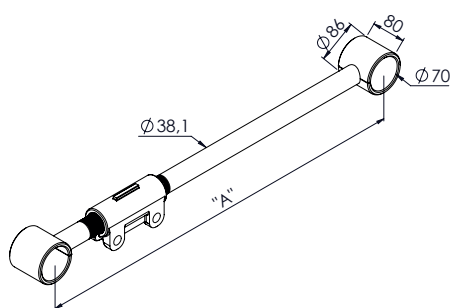


2,46Kg

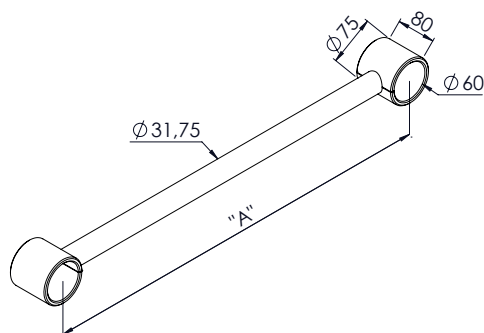
**TE 1356** FUSO DO TENSOR RANDON 2000 1.1/4" COM 380mm



**TE 1350** TENSOR FIXO 1.1/2" "A" SOB MEDIDA



**TE 1352** TENSOR REGULÁVEL 1.1/2" "A" SOB MEDIDA

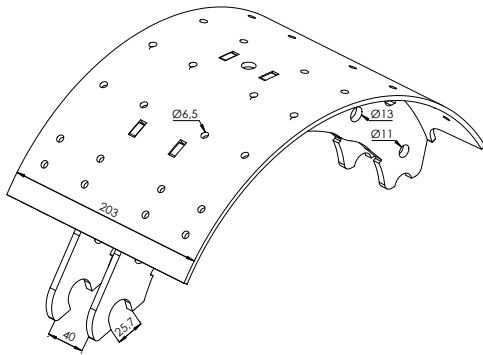


**TE 1351** TENSOR FIXO 1.1/4" "A" SOB MEDIDA

"AS MARCAS E CÓDIGOS CITADOS SÃO UTILIZADOS MERAMENTE COMO REFERÊNCIAS." OS VALORES DOS PESOS SÃO APROXIMADOS.

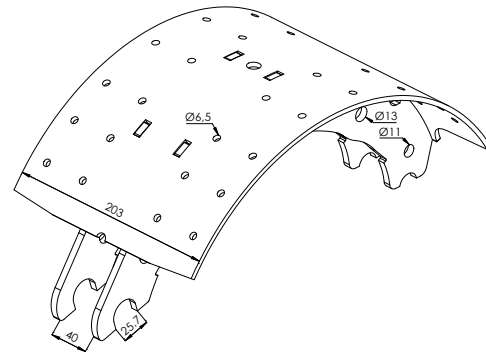






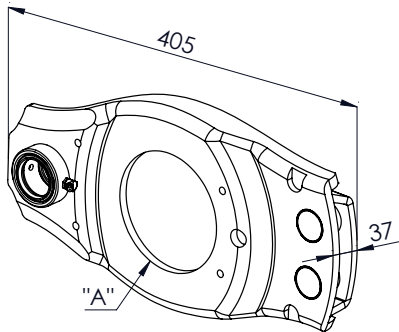
5,03Kg

**FR 2021** SAPATA DE FREIO CA32



5,08Kg

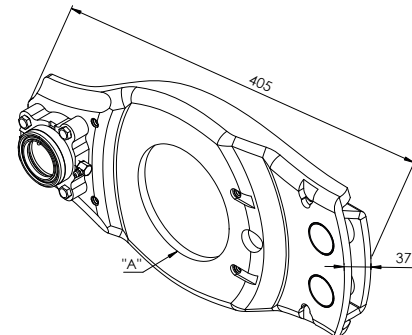
**FR 2022** SAPATA DE FREIO CA33



5,41Kg  
5,08Kg

**EX 5031** SPIDER (130mm - EIXO REDONDO)

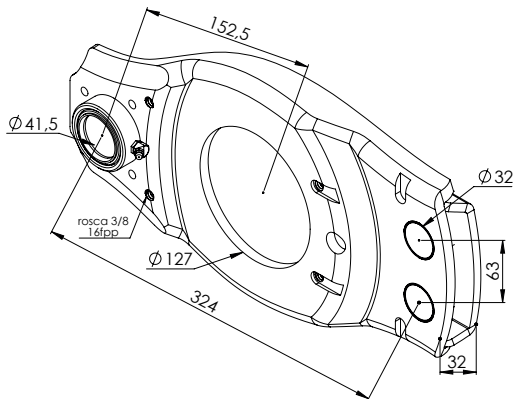
**EX 5032** SPIDER (148mm - EIXO QUADRADO)



5,83Kg  
5,50Kg

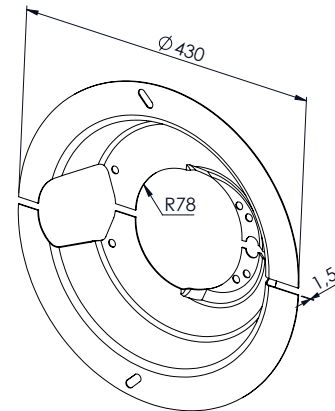
**EX 5031F** SPIDER MANCAL FUNDIDO (130mm - EIXO REDONDO)

**EX 5032F** SPIDER MANCAL FUNDIDO (148mm - EIXO QUADRADO)



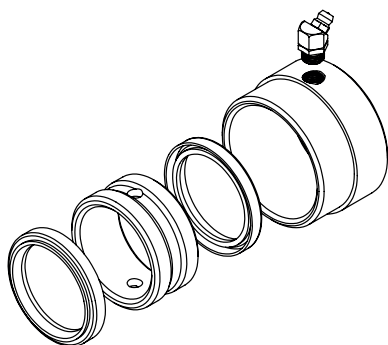
5,20Kg

**EX 5031G** SPIDER (127mm - EIXO REDONDO) LIBRELATO



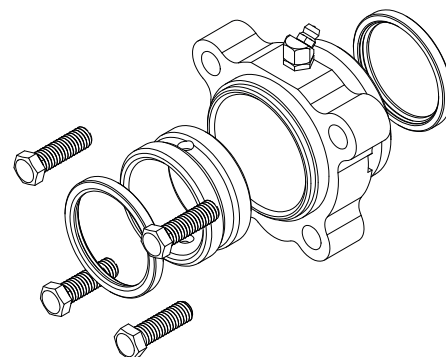
1,76Kg

**EX 5033** TAPA PÓ BI-PARTIDO



0,38Kg

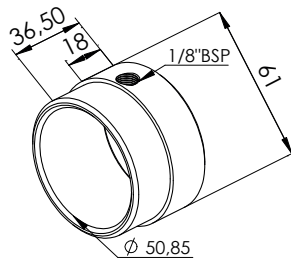
**DV 1811** KIT DO SPIDER



0,78Kg

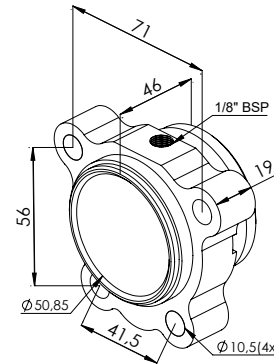
**DV 1811A** KIT DO SPIDER FUNDIDO

\*AS MARCAS E CÓDIGOS CITADOS SÃO UTILIZADOS MERAMENTE COMO REFERÊNCIAS. OS VALORES DOS PESOS SÃO APROXIMADOS.



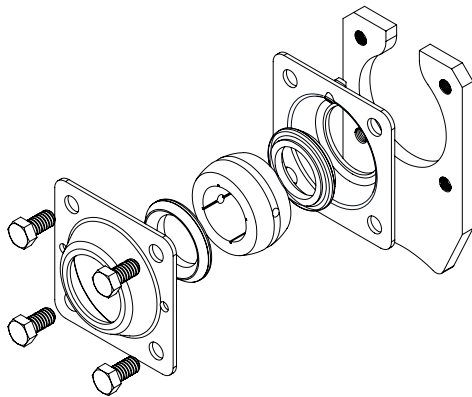
0,9Kg

**EX 5108** BUCHA DO SPIDER 63 X 50,85 X 36,50mm



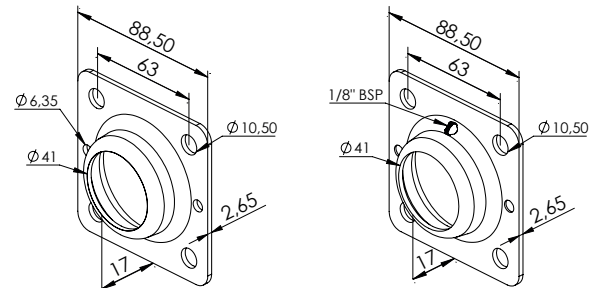
0,55Kg

**EX 5109** MANCAL FUNDIDO DA FLANGE



0,97Kg

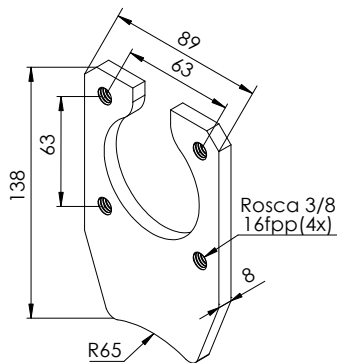
**EX 5005** MANCAL DO EIXO "S" COMPLETO



0,20Kg  
0,20Kg

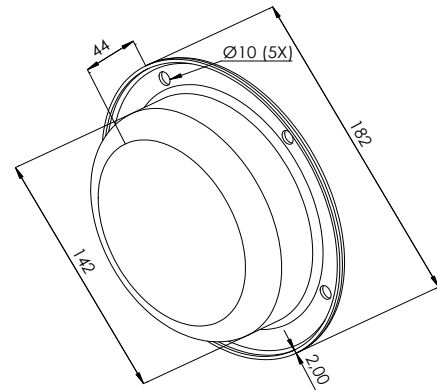
**EX 5003** TAMPA DO MANCAL S/ FURO DA GRAXEIRA

**EX 5004** TAMPA DO MANCAL C/ FURO DA GRAXEIRA



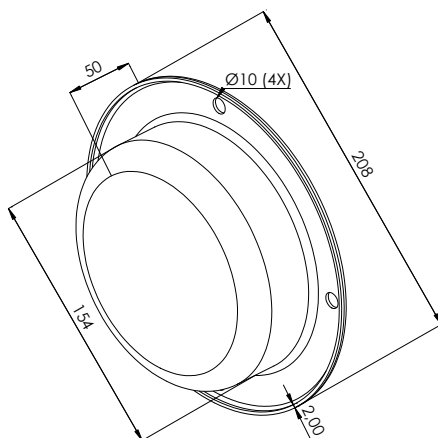
0,45Kg

**EX 5008** CHAPA DO MANCAL "S" P/ EIXO REDONDO DA CARRETA



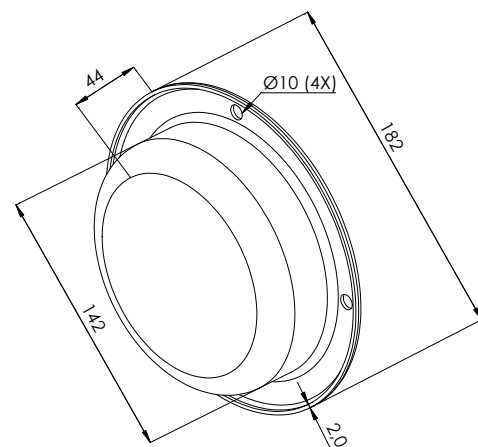
0,69Kg

**EX 5107** TAMPA CUBO PARA EIXO 80/90 5 FUROS



1,1Kg

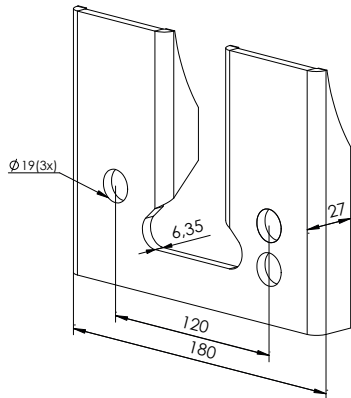
**EX 5048** TAMPA DO CUBO 90/90 4 FUROS



0,69Kg

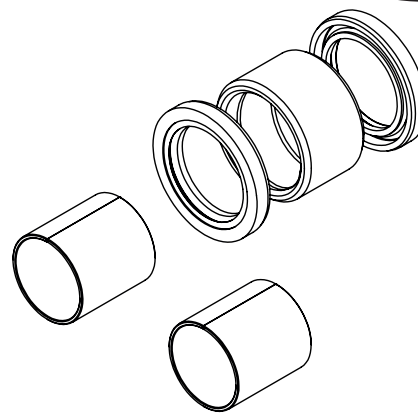
**EX 5049** TAMPA CUBO PARA EIXO 80/90 4 FUROS

# COMPONENTES P/ EIXO



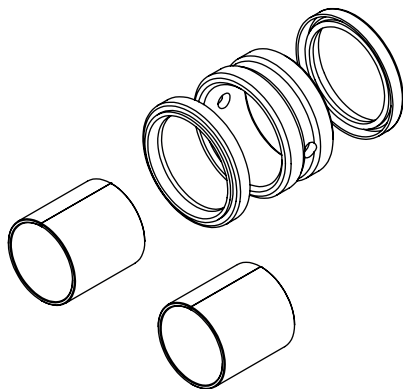
**EX 5043** SUPORTE DA CAMARA DE FREIO

0,45Kg



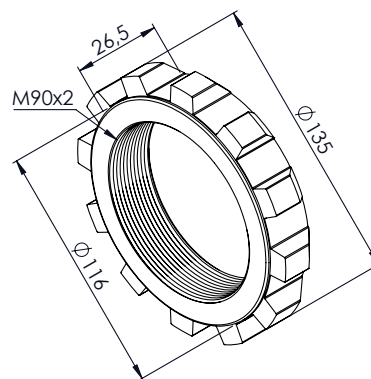
**EX 5012** KIT PARA FLANGE RANDON MASTER

0,53Kg



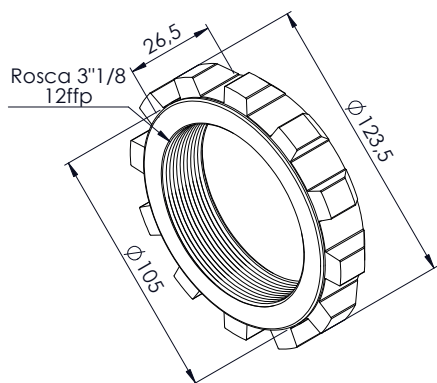
**EX 5013** KIT PARA FLANGE RANDON TUBLESS

0,22Kg



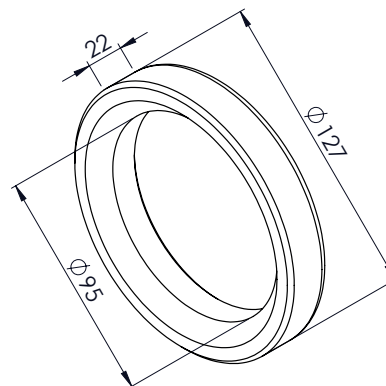
**DV 1402** PORCA PARA EIXO RANDON 90/90

1,02Kg



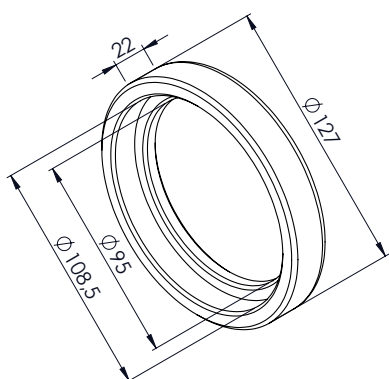
**DV 1405** PORCA PARA EIXO RANDON 80/90

0,79Kg



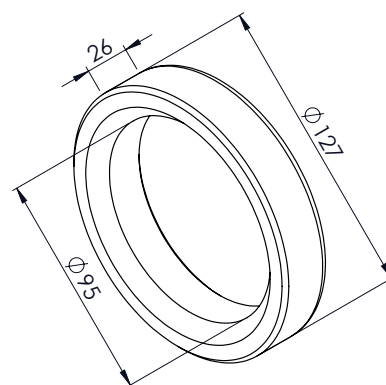
**DV 1401** ANEL PISTA NOMA

0,81Kg



**DV 1404** ANEL PISTA RANDON MASTER

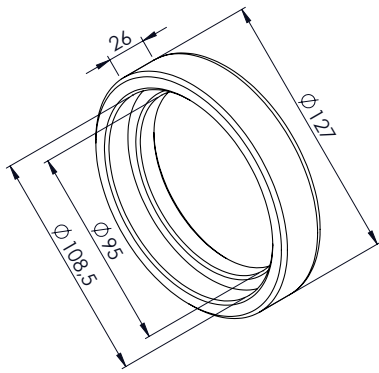
0,65Kg



**DV 1406** ANEL PISTA KRONE E IDEROL

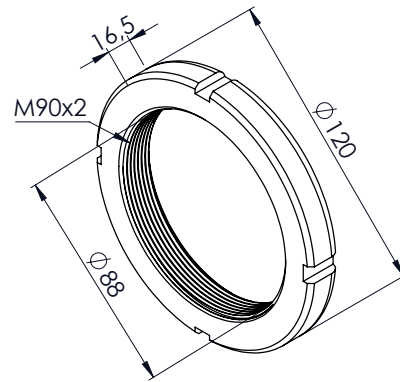
0,96Kg

\*AS MARCAS E CÓDIGOS CITADOS SÃO UTILIZADOS MERAMENTE COMO REFERÊNCIAS. OS VALORES DOS PESOS SÃO APROXIMADOS.



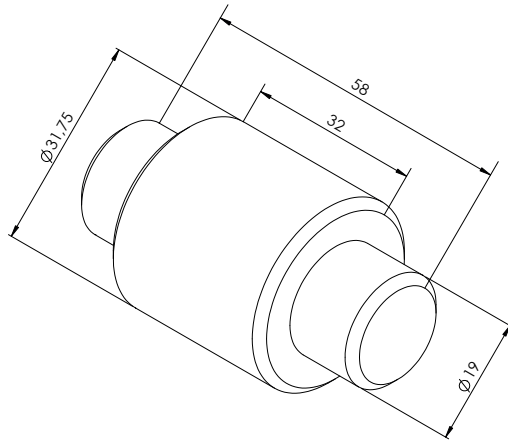
0,80Kg

**DV 1407** ANEL PISTA NOMA E GUERRA



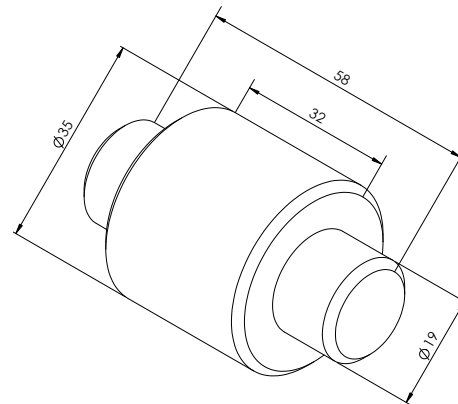
0,54Kg

**DV 1403** PORCA PARA EIXO KRONE M90X2



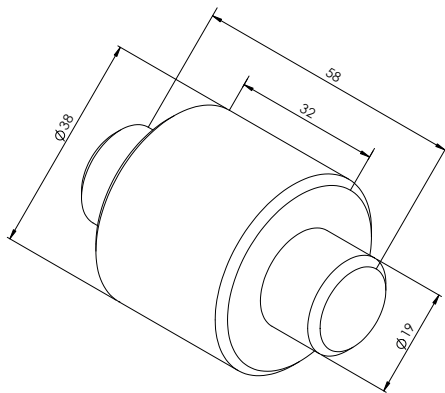
0,29Kg

**RL 2500** ROLETE DO PATIM



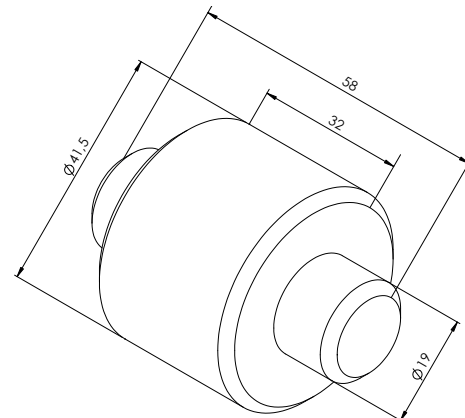
0,29Kg

**RL 2501** ROLETE DO PATIM



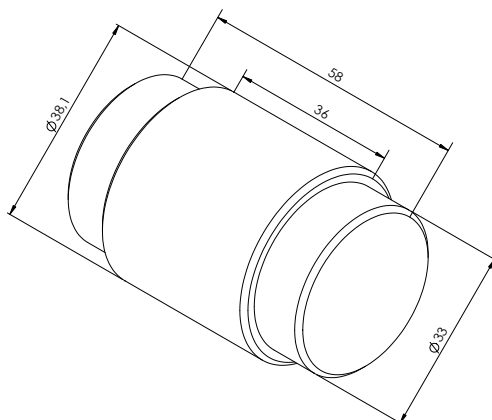
0,33Kg

**RL 2502** ROLETE DO PATIM



0,39Kg

**RL 2503** ROLETE DO PATIM



0,51Kg

**RL 2504** ROLETE DO PATIM

ANOTAÇÕES:

---

---

---

---

---

---

---

---

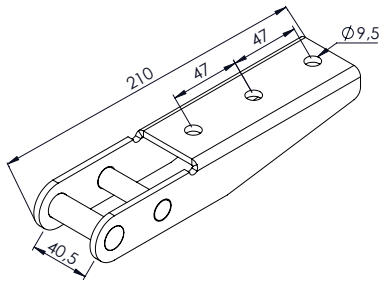
---

---

---

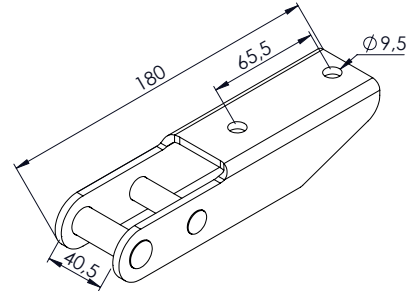
---

\*AS MARCAS E CÓDIGOS CITADOS SÃO UTILIZADOS MERAMENTE COMO REFERÊNCIAS. OS VALORES DOS PESOS SÃO APROXIMADOS.



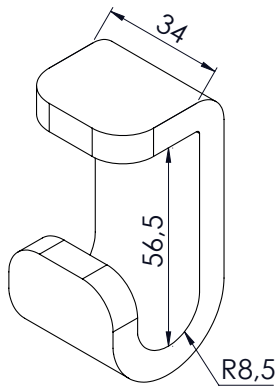
0,61Kg

**CR 2013** ENGATE TAMPA CARROCERIA DO SR 3 FUROS



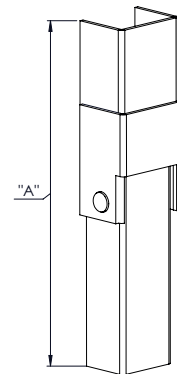
0,57Kg

**CR 2024** ENGATE TAMPA CARROCERIA DO SR 2 FUROS



0,26Kg

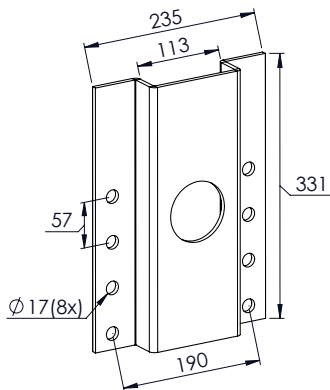
**CR 2015** SUPORTE DA DOBRADIÇA "G" DA TAMPA DO SR



11,81Kg  
17,63Kg

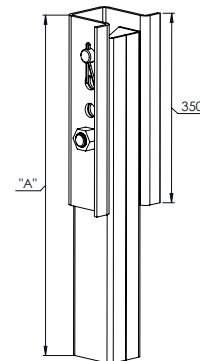
**CR 2085** SUPORTE PARA-CHOQUE DO SR "A" 550mm

**CR 2086** SUPORTE PARA-CHOQUE DO SR "A" 950mm



4,72Kg

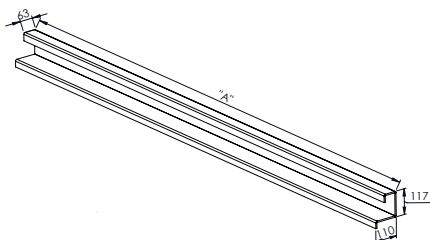
**CR 2116** SUPORTE DE FIXAÇÃO PÉ MECÂNICO



13,54Kg  
15,60Kg

**CR 2115** COLUNA MÓVEL COM REGULAGEM DE ALTURA TRUCK

**CR 2115A** COLUNA MÓVEL COM REGULAGEM DE ALTURA TRUCK



38,76Kg  
42,00Kg  
35,53Kg  
37,14Kg  
32,30Kg  
29,00Kg

**CR 2037** PARA-CHOQUE MODELO 96 DO SR "A" 2400mm X 1/4

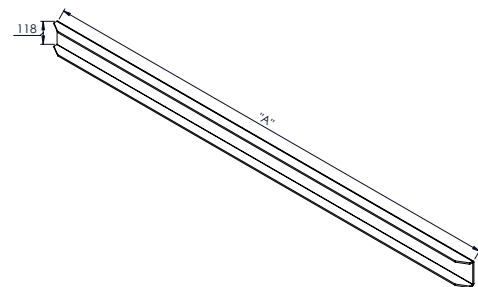
**CR 2037A** PARA-CHOQUE MODELO 96 DO SR "A" 2600mm X 1/4

**CR 2037B** PARA-CHOQUE MODELO 96 DO SR "A" 2200mm X 1/4

**CR 2037C** PARA-CHOQUE MODELO 96 DO SR "A" 2300mm X 1/4

**CR 2037D** PARA-CHOQUE MODELO 96 DO SR "A" 2000mm X 1/4

**CR 2037E** PARA-CHOQUE MODELO 96 DO SR "A" 2400mm X 3/16



23,85Kg  
24,88Kg  
17,83Kg  
18,22Kg

**CR 2040** PARA-CHOQUE TRASEIRO DO SR "A" 2300mm X 1/4

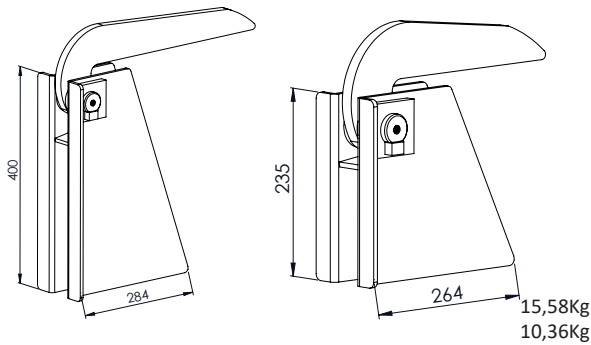
**CR 2040A** PARA-CHOQUE TRASEIRO DO SR "A" 2400mm X 1/4

**CR 2040B** PARA-CHOQUE TRASEIRO DO SR "A" 2300mm X 3/16

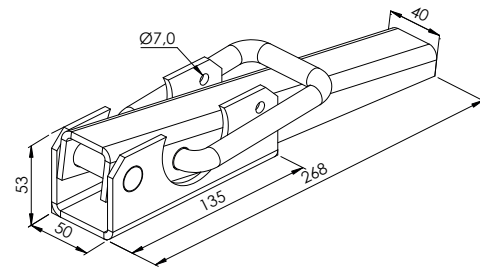
**CR 2040E** PARA-CHOQUE TRASEIRO DO SR "A" 2350mm X 3/16

"AS MARCAS E CÓDIGOS CITADOS SÃO UTILIZADOS MERAMENTE COMO REFERÊNCIAS." OS VALORES DOS PESOS SÃO APROXIMADOS.

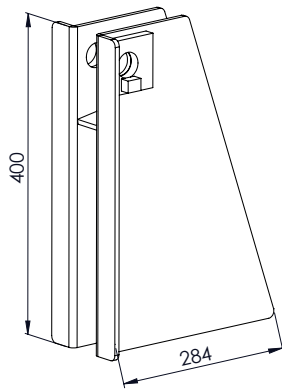




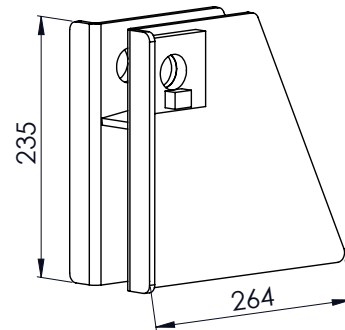
**BA 6000** CAIXA DA ARTICULAÇÃO MAIOR (COMPLETA) 15,58Kg  
**BA 6001** CAIXA DA ARTICULAÇÃO MENOR (COMPLETA) 10,36Kg



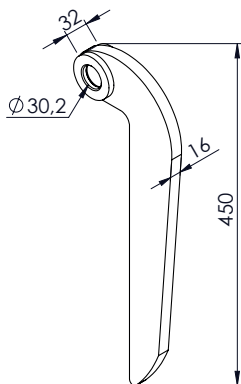
**BA 6090** DOBRADIÇA CARRETA BASCULANTE 10,36Kg



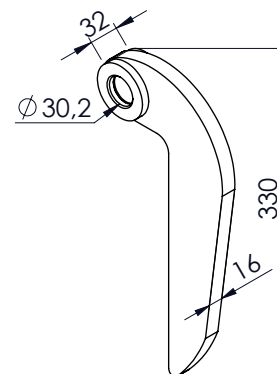
**BA 6002** CAIXA DA ARTICULAÇÃO DA BASCULANTE MAIOR 11,12Kg



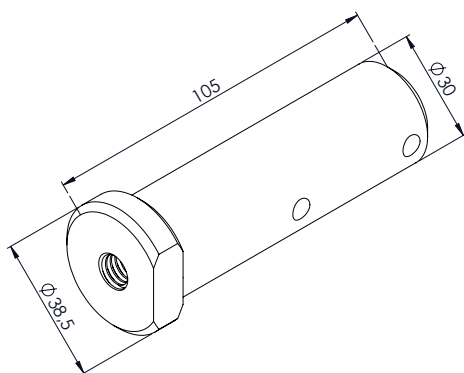
**BA 6003** CAIXA DA ARTICULAÇÃO DA BASCULANTE MENOR 6,78Kg



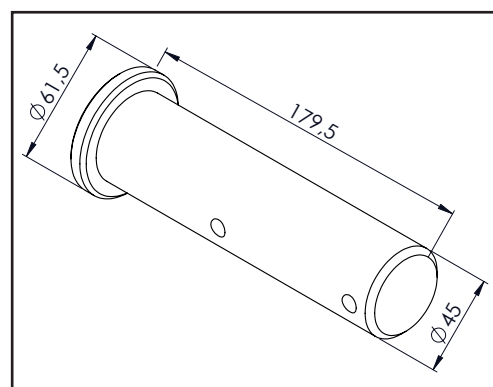
**BA 6004** ARTICULAÇÃO DA TAMPA BASCULANTE LONGA (BENGALA) 3,76Kg



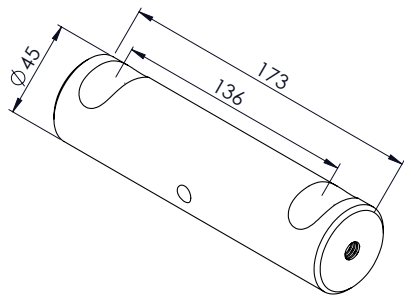
**BA 6005** ARTICULAÇÃO DA TAMPA BASCULANTE CURTA (BENGALA) 2,89Kg



**BA 6006** PINO DA ARTICULAÇÃO DA TAMPA Ø 30mm 0,67Kg

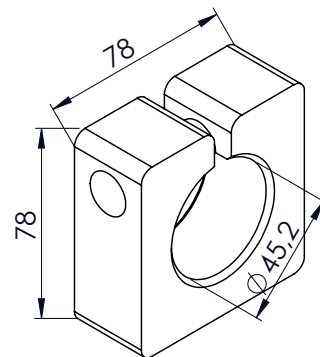


**BA 6008** PINO DA BASCULANTE Ø 45mm 2,26Kg



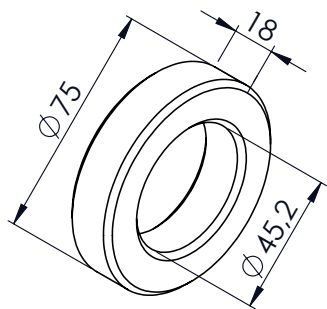
2,0Kg

**BA 6011** PINO DA ARTICULAÇÃO Ø 45mm



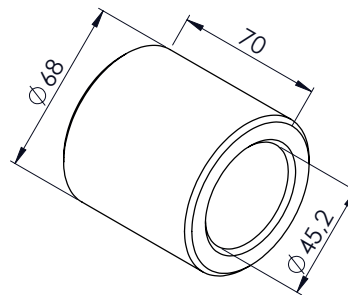
0,95Kg

**BA 6007** MANCAL DO PINO Ø 45,2mm



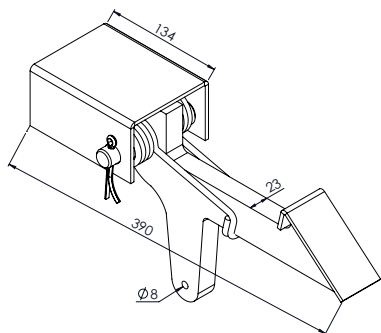
0,39Kg

**BA 6010** MANCAL PARA PINO DA BASCULANTE



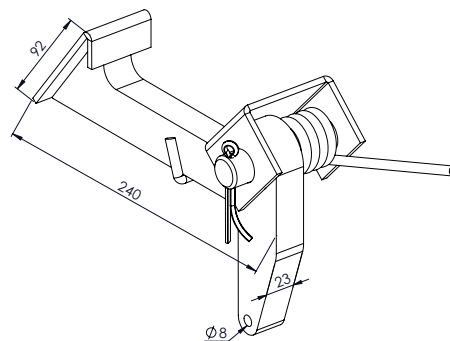
1,09Kg

**BA 6009** BUCHA DO PINO PARA BASCULANTE



5,27Kg

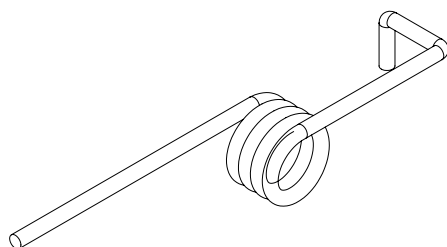
**BA 6012** TRANCA DA TAMPA DA BASCULANTE COM MOLDA DUPLA



3,13Kg

**BA 6021LE** TRANCA DA TAMPA COM MOLDA SIMPLES

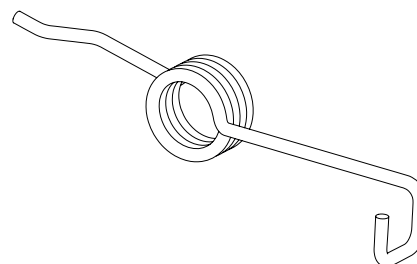
**BA 6021LD** TRANCA DA TAMPA COM MOLDA SIMPLES



0,16Kg

**ML 6021LE** MOLDA DA TRAVA DA CAÇAMBA SIMPLES


**ML 6021LD** MOLDA DA TRAVA DA CAÇAMBA SIMPLES



0,17Kg

**ML 6012LE** MOLDA DA TRAVA DA CAÇAMBA DUPLA

**ML 6012LD** MOLDA DA TRAVA DA CAÇAMBA DUPLA





**CHIPI IMPLEMENTOS RODOVIÁRIOS LTDA.**

Avenida das Indústrias, 880 - Parque Industrial I  
86975-000 Mandaguari - Paraná

+55 (44) 3233-7586

vendas@chipi.com.br

www.chipi.com.br    @chipiimplementos