



# CATÁLOGO 2025

[www.chipi.com.br](http://www.chipi.com.br)

**A CHIPI IMPLEMENTOS RODOVIÁRIOS**, localizada em Mandaguari, no Norte do Paraná, atua desde 2003 na produção de componentes automotivos, sempre comprometida com a melhoria contínua dos processos produtivos e o aprimoramento da qualidade e durabilidade de suas peças. A empresa é certificada pela ISO 9001, garantindo a padronização e excelência em seus produtos.

Com uma linha própria de mais de 1.500 itens fabricados com tecnologias de ponta, a CHIPI controla 100% da produção, desde a validação da matéria-prima até o produto final, assegurando que todos os requisitos de projeto e desenvolvimento sejam rigorosamente atendidos. Além disso, a empresa oferece uma estrutura exemplar para seus mais de 120 colaboradores, proporcionando treinamentos periódicos que desenvolvem tanto aspectos técnicos quanto sociais. A indústria também adota políticas ambientais rigorosas, garantindo o descarte adequado de resíduos.

Ao longo desses 21 anos de trajetória, a CHIPI IMPLEMENTOS RODOVIÁRIOS tem como prioridade a satisfação de seus clientes, bem como a qualidade e a durabilidade de seus componentes. Orgulhamo-nos de ser certificados pela norma ISO 9001, a principal referência em Sistemas de Gestão, que promove a qualidade dos processos por meio de requisitos fundamentais como planejamento, definição de metas, implementação de planos de ação e relacionamento eficiente com clientes, fornecedores e colaboradores.

Entre os benefícios mais notáveis que alcançamos com a certificação estão o aumento da produtividade e do desempenho, a redução de custos e do tempo de execução das atividades, além de um maior engajamento com todas as partes interessadas no nosso negócio. Isso significa que a certificação ISO 9001 não só assegura a extrema qualidade dos nossos produtos, mas também garante uma maior satisfação dos clientes.

## MISSÃO

Produzir peças de alta durabilidade e qualidade, proporcionando plena satisfação aos nossos clientes. Valorizamos a participação ativa dos colaboradores e mantemos um relacionamento respeitoso e ético com nossos fornecedores.

## VISÃO

Ampliar o reconhecimento da empresa em todo o Brasil e na América Latina, promovendo um crescimento sustentável e criando um ambiente de trabalho cada vez melhor para nossos colaboradores, sempre com um forte compromisso com a preservação do meio ambiente.

## VALORES

Segurança dos colaboradores;  
Busca contínua pela satisfação de clientes e colaboradores;  
Qualificação profissional constante;  
Investimento em novas tecnologias;  
Respeito e proteção ao meio ambiente.



Para acessar nosso certificado, visite na aba "DOWNLOADS"

[www.chipi.com.br](http://www.chipi.com.br)

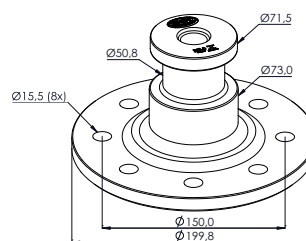
<b>PINO REI</b>	<b>6</b>	SP 3082	7	RN 0138	31	RN 019924A	28	SU 1020	22
QR 0005	6	SP 3083	7	RN 0138A	31	RN 019926	34	SU 1020/FORCE	22
QR 0005KIT	6	SP 3084	7	RN 0140	28	RN 019927	15	SU 1022	23
QR 0006	6	SP 3085C	10	RN 0141	25	RN 019927A	15	SU 1022A	23
		SP 3085D	10	RN 0144	21	RN 019930	24	SU 1023	23
<b>COMPONENTES</b>		SP 3086	7	RN 0147	21	RN 019931	33	SU 1023A	23
<b>QUINTA RODA</b>	<b>6</b>	SP 3087	7	RN 0149	21	RN 019932	33	SU 1025	32
QR 0001	6	SP 3088	7	RN 0150	21	RN 019950	15	SU 1026	32
QR 0002	6	SP 3089	7	RN 0151	25	RN 019950A	15	SU 1060	32
QR 0003	6	SP 3090	7	RN 0152	25	RN 019951	33	SU 1060A	32
QR 0004	6	SP 3092	7	RN 0153	25	RN 019952	33	SU 1063	14
QR 0004A	6	SP 3093LE/LD	7	RN 0154	27	RN 019953	33	SU 1130	32
		SP 3094	10	RN 0155	28	RN 019954	33	SU 1157LE	20
		SP 3095	10	RN 0156	33	RN 019955	33	SU 1157LD	20
<b>MOLAS</b>		SP 3097	7	RN 0157	33	RN 019956	33	TE 1301	31
<b>PNEUMÁTICAS</b>	<b>7</b>	SP 3101 SUP	9	RN 0157M	33	RN 019957	33	TE 1303	31
SP 3053	7	SP 3101 INF	9	RN 0158	24	RN 019958	33	TE 1315	28
SP 3054	7	SP 3105	8	RN 0158A	24	RN 019959	24	TE 1315A	28
SP 3071	7	SP 3105R	8	RN 0158B	24	RN 019960	24		
SP 3072	7	SP 3106	6	RN 0158R	24	RN 019961	24	<b>SUSPENSYS</b>	<b>41</b>
SP 3201PR	7	SP 3107	6	RN 0159	25	RN 019962	23	DV 1780	47
SP 3202PR	7	SP 3108	6	RN 0159A	25	RN 019963	23	DV 1780A	47
SP 3202BA	7	SP 3109	7	RN 0159R	25	RN 019964	23	DV 1804	46
SP 3203PR	7	SP 3110	8	RN 0161	28	RN 019965	24	SU 1001LE	42
SP 3203BA	7	SP 3111	8	RN 0161A	28	RN 019966	23	SU 1001LD	42
SP 3204PR	7	SP 3112	8	RN 0162	32	RN 019967	33	SU 1002LE	42
SP 3204BA	7	SP 3156	8	RN 0162A	32	RN 019968	33	SU 1002LD	42
SP 3205PR	8	SP 3157	8	RN 0162B	32	RN 019969	33	SU 1003	42
SP 3205BA	8	SP 3158	8	RN 0163	32	RN 019970	33	SU 1004LE	42
SP 3206PR	8	SP 3184LE	9	RN 0163A	32	RN 019971	32	SU 1004LD	42
SP 3206BA	8	SP 3184LD	9	RN 0163B	32	RN 019972	32	SU 1005	42
SP 3207PR	8	SP 3190	8	RN 0163C	32	RN 019973	32	SU 1005M	46
SP 3208PR	8	SP 3191	8	RN 0164	31	RN 019974	16	SU 1006LE	42
SP 3209PR	8	SP 3192	8	RN 0164C	31	RN 019974/24	16	SU 1006LD	42
SP 3210PR	8	SP 3193	8	RN 0165	30	RN 019975	23	SU 1007	41
SP 3210BA	8	SP 3194	8	RN 0165C	30	RN 019976	16	SU 1007/60	41
SP 3211PR	8	SP 3198	8	RN 0166	30	RN 019977	16	SU 1008	41
SP 3212PR	8	SP 3199	8	RN 0166C	30	RN 019978	16	SU 1008REF	41
SP 3212BA	8			RN 0167	31	RN 019979	16	SU 1009	44
		<b>RANDON</b>	<b>14</b>	RN 0168	30	RN 019979A	16	SU 1010	44
		GR 0414	29	RN 0168C	30	RN 019980	18	SU 1011	47
<b>SUSPENSOR</b>	<b>9</b>	GR 0414C	29	RN 0169	21	RN 019985	18	SU 1011C	47
GP 7/8X130	13	RN 0100	14	RN 0171	21	RN 019991	17	SU 1012	45
SP 30042F	12	RN0100FD	14	RN 0171/60	22	RN 019992	17	SU 1012A	45
SP 30043F	12	RN 0101	14	RN 0172	22	RN 019993	18	SU 1013	45
SP 3005	9	RN 0102	15	RN 0173	21	RO 0208	31	SU 1013A	45
SP 3006	9	RN 0103	15	RN 0174	24	RO 0211	29	SU 1014	48
SP 3007	9	RN 0103A	15	RN 0175	24	RO 0211C	29	SU 1015	48
SP 3010	9	RN 0104	14	RN 0175A	24	RO 0212	29	SU 1016	41
SP 3011	9	RN 0104FD	14	RN 0175R	24	RO 0212C	29	SU 1020	45
SP 3012	9	RN 0106	15	RN 0176	15	RO 0226	20	SU 1025	48
SP 3014	9	RN 0107	23	RN 0180	27	RO 0227	20	SU 1025/BUCHA	48
SP 3015	9	RN 0107A	23	RN 0183	32	SP 3252LE	18	SU 1026	48
SP 3016	9	RN 0108	23	RN 0185	29	SP 3252LD	18	SU 1026/BUCHA	48
SP 3019	9	RN 0108A	23	RN 0185C	29	SP 3252BLE	18	SU 1027LD	42
SP 3020	9	RN 0108R	23	RN 0185R	29	SP 3252ALD	18	SU 1027KIT	42
SP 3021	9	RN 0109	28	RN 0192	25	SP 3253LE	18	SU 1028LE	42
SP 3024	9	RN 0110	26	RN 0193	25	SP 3253LD	18	SU 1028KIT	42
SP 3029	9	RN 0111	26	RN 0194	29	SP 3253BLE	18	SU 1029	43
SP 3030	9	RN 0112	25	RN 0194C	29	SP 3253ALD	18	SU 1029KIT	43
SP 3034	9	RN 0113	31	RN 0194B	29	SP 3254LE	19	SU 1030LD	43
SP 3035	9	RN 0114	26	RN 0194R	29	SP 3254LD	19	SU 1030KIT	43
SP 3036	12	RN 0115	26	RN 0195	31	SP 3255LE	19	SU 1031LE	43
SP 3040	9	RN 0116	26	RN 0195B	31	SP 3255LD	19	SU 1031KIT	43
SP 3041	9	RN 0117	27	RN 0196	26	SP 3256	20	SU 1034	46
SP 3044	9	RN 0118	26	RN 01991	31	SP 3257	28	SU 1035	46
SP 3045	9	RN 0119	26	RN 01992	31	SP 3257A	28	SU 1041	41
SP 3049	12	RN 0120	30	RN 01993	21	SP 3258	27	SU 1041A	41
SP 3050	12	RN 0120C	30	RN 01994	34	SP 3259	27	SU 1064	47
SP 3051	12	RN 0121	30	RN 01995	34	SP 3265LE	19	SU 1064C	47
SP 3052	12	RN 0121C	30	RN 01996	34	SP 3265LD	19	SU 1072	45
SP 3056	12	RN 0122	30	RN 01997	34	SP 3273LE	20	SU 1073	45
SP 3060	13	RN 0122C	30	RN 01998	34	SP 3273LD	20	SU 1086	43
SP 3061	13	RN 0123	30	RN 01999	34	SP 3286	20	SU 1086M	46
SP 3067 SUP	12	RN 0123C	30	RN 019910	34	SP 3292LE	19	SU 1086KIT	43
SP 3067 INF	12	RN 0125	29	RN 019911	34	SP 3292LD	19	SU 1090	47
SP 3068 SUP	12	RN 0125C	29	RN 019912	21	SP 3293	19	SU 1090C	47
SP 3068 INF	12	RN 0126	30	RN 019915	22	SP 3294	19	SU 1090G	47
SP 3069	13	RN 0126C	30	RN 019916	22	SP 3295LE	19	SU 1090R	47
SP 3070	13	RN 0127	16	RN 019917	22	SP 3295LD	19	SU 1092LD	43
SP 3073	7	RN 0128	14	RN 019919	27	SP 3296	19	SU 1092KIT	43
SP 3074	7	RN 0129	14	RN 019920	34	SU 1017	17	SU 1093LE	43
SP 3075	7	RN 0130	22	RN 019921	24	SU 1017A	17	SU 1093KIT	43
SP 3076	7	RN 0132	21	RN 019922	17	SU 1017B	18	SU 1094LD	44
SP 3077	7	RN 0134	21	RN 01992ME	27	SU 1018	17	SU 1094KIT	44
SP 3078	8	RN 0135	20	RN 01992MI	27	SU 1018/1	17	SU 1095LE	44
SP 3080	8	RN 0136	20	RN 019924	28	SU 1019	17	SU 1095KIT	44
SP 3081	7								

# ÍNDICE

SU 1099	46	FA 0692LD	61	GR 0407	78	SU 1048	72	NO 0365	85
SU 1101	46	FA 0693	60	GR 0408	76	SU 1049	72	NO 0366	84
SU 1104	45	FA 0694	60	GR 0409	76	SU 1051	74	NO 0367	83
SU 1105	45	FA 0695LE	53	GR 0410	76	SU 1053	72	NO 0368	86
SU 1115	48	FA 0695LD	53	GR 0411	77	SU 1054	72	NO 0369	86
SU 1115B	48	FA 0696LE	53	GR 0411C	77	SU 1055	72	NO 0372	89
SU 1116	48	FA 0696LD	53	GR 0412	78	SU 1056LE	72	NO 0373	89
SU 1116B	48	FA 0697	60	GR 0412C	78	SU 1056LD	72	NO 0374	85
SU 1118	46	FA 0700	53	GR 0414	78	SU 1057LE	72	NO 0375	83
SU 1127	41	FA 0701	54	GR 0414C	78	SU 1057LD	72	NO 0376LE	89
SU 1127A	41	FA 0702	54	GR 0415	78	SU 1058LE	72	NO 0376LD	89
SU 1128	47	FA 0703	52	GR 0415C	78	SU 1058LD	72	NO 0381	90
SU 1128C	47	FA 0703A	53	GR 0417	75	SU 1059	70	NO 0382	89
SU 1163LE	44	FA 0704	54	GR 0417R	75	SU 1061	80	SU 1130	90
SU 1163LD	44	FA 0705	59	GR 0418	74	SU 1130	80		
SU 1164	44	FA 0706LD	56	GR 0419	77	TE 1304	78		
SU 1165	44	FA 0706LE	56	GR 0420	70			<b>RODOVIÁRIA 92</b>	
SU 1166	45	FA 0707	58	GR 0421	70			RN 0148	93
SU 1167	44	FA 0708	53	GR 0422	70	<b>NOMA 82</b>		RN 0155	96
SU 1168	47	FA 0708A	53	GR 0423	70	NO 0300	82	RO 0200	92
SU 1168C	47	FA 0709LE	57	GR 0424	76	NO 0301	82	RO 0200/3	92
SU 1169	48	FA 0709ALE	57	GR 0425	76	NO 0302	82	RO 0201	92
SU 1170	48	FA 0709LD	57	GR 0426	76	NO 0303	88	RO 0202	92
FU 1110LE	41	FA 0709ALD	57	GR 0427	74	NO 0305	87	RO 0204	92
FU 1110LD	41	FA 0710	57	GR 0428	77	NO 0305C	87	RO 0205	95
FU 1111LE	41	FA 0711LE	57	GR 0429	77	NO 0306	87	RO 0206	95
FU 1111LD	41	FA 0711LD	57	GR 0430	77	NO 0306C	87	RO 0208	98
FU 1112LE	41	FA 0712	58	GR 0431	70	NO 0309	88	RO 0209	96
FU 1112LD	41	FA 0713	59	GR 0431	70	NO 0310	86	RO 0210	96
		FA 0713C	59	GR 0433	70	NO 0310A	87	RO 0211	97
<b>FACCHINI 52</b>		FA 0714	54	GR 0434LD	71	NO 0311	87	RO 0211C	97
CR 2111	58	FA 0715	54	GR 0434LE	71	NO 0311A	87	RO 0212	97
CR 2112	58	FA 0716LE	53	GR 0435	70	NO 0312	83	RO 0212C	97
CR 2113	59	FA 0716LD	53	GR 0437	73	NO 0313	83	RO 0213	97
CR 2113P	59	FA 0717LE	53	GR 0438	73	NO 0314	83	RO 0213C	97
DV 1410	57	FA 0717LD	53	GR 0439	73	NO 0315	83	RO 0215	96
DV 1411C	58	SP 3270LE	56	GR 0440	73	NO 0316	83	RO 0217	93
DV 1411F	58	SP 3270LD	56	GR 0441	71	NO 0317	85	RO 0218	92
DV 1412C	58	SP 3280	60	GR 0442	71	NO 0318	86	RO 0219	93
FA 0640	52			GR 0443	71	NO 0319	86	RO 0220	97
FA 0640/60	52	<b>LIBRELATO 64</b>		GR 0446	73	NO 0320	82	RO 0221	98
FA 0643	58	EX 5031G	66	GR 0447	73	NO 0321	82	RO 0221A	98
FA 0643C	58	LB 1002	64	GR 0449	69	NO 0322LE	83	RO 0221B	98
FA 0644	52	LB 1003	64	GR 0450	73	NO 0322LD	83	RO 0222	96
FA 0645	52	LB 1004LE	64	GR 0451	75	NO 0323	83	RO 0222A	96
FA 0646	59	LB 1004LD	64	GR 0452	78	NO 0324	83	RO 0223	92
FA 0648	54	LB 1005	64	GR 0453	75	NO 0325	83	RO 0224	92
FA 0649	54	LB 1006	66	GR 0454	75	NO 0326	86	RO 0225	93
FA 0650	59	LB 1006B	66	GR 0455	75	NO 0327	86	RO 0226	93
FA 0650C	59	LB 1007	66	GR 0456	75	NO 0328	86	RO 0227	93
FA 0651	59	LB 1007B	66	GR 0457	74	NO 0330	84	RO 0228	93
FA 0651C	59	LB 1008	65	GR 0457R	74	NO 0331	88	RO 0229	93
FA 0652	52	LB 1009	64	GR 0458	74	NO 0332	88	RO 0231	95
FA 0656	52	LB 1010	65	GR 0459	73	NO 0335	82	RO 0232	96
FA 0656/50	52	LB 1011	64	GR 0461	69	NO 0336	85	RO 0233	95
FA 0657	52	LB 1012	64	GR 0464	73	NO 0337	82	RO 0234	93
FA 0657/60	52	LB 1013	66	GR 0465	77	NO 0339	88	RO 0235	96
FA 0658	59	LB 1014LE	65	GR 0466	76	NO 0340	84	RO 0236	97
FA 0658C	59	LB 1014LD	65	GR 0467	78	NO 0341LE	84	RO 0236C	97
FA 0663	55	LB 1015	65	GR 0467C	78	NO 0341LD	84	RO 0237	97
FA 0664	54	LB 1016	65	GR 0469	79	NO 0342	84	RO 0237C	97
FA 0665	55	LB 1017	65	GR 0470	79	NO 0344	87	RO 0238	95
FA 0666	55	LB 1018	65	GR 0471	79	NO 0344C	87	RO 0239	95
FA 0667	55	LB 1022	66	GR 0473LD	78	NO 0345	85	RO 0240	94
FA 0668	55	LB 1023LE	65	GR 0473LE	78	NO 0345R	85	RO 0241	94
FA 0669	56	LB 1023LD	65	GR 0474	79	NO 0346	84	RO 0242	98
FA 0670	55	LB 1024	65	GR 0475	79	NO 0347	88	RO 0244	98
FA 0671	55	RN 0103	64	GR 0476	71	NO 0348	88	RO 0245	96
FA 0672	55	RN 0103A	64	GR 0477	71	NO 0349	88	RO 0246	92
FA 0673	56	RN 0161	66	GR 0478	71	NO 0350	89	RO 0248	98
FA 0674	57	RN 0161A	66	GR 0479	79	NO 0351	89	RO 0249	95
FA 0675	57	RN 0185	66	GR 0480	79	NO 0353	89	RO 0250	95
FA 0676	59	RN 0185C	66	GR 0481	75	NO 0354	89	RO 0261	98
FA 0677	60	SU 1019	65	GR 0482	75	NO 0355	89	RO 0262	98
FA 0678	60	SU 1020	66	GR 0483	73	NO 0356	89	RO 0263	98
FA 0679	60			GR 0484	73	NO 0357	88	RO 0264	98
FA 0679A	60	<b>GUERRA 69</b>		GR 0485LE	73	NO 0358	89	RO 0265	98
FA 0680	57	DV 1409	80	GR 0485LD	73	NO 0359LE	84	RO 0266	98
FA 0681	56	GR 0400	69	GR 0486LE	73	NO 0359LD	84	RO 0267	98
FA 0683	56	GR 0401	69	GR 0486LD	73	NO 0360	85	RO 0268	98
FA 0684	56	GR 0402	69	GR 0489	75	NO 0360R	85	RO 0269	94
FA 0687	52	GR 0402F	69	GR 0490	74	NO 0361	87	RO 0270	94
FA 0688	58	GR 0403	69	GR 0491	76	NO 0361C	87	RO 0271	94
FA 0688C	58	GR 0404	69	GR 0492	79	NO 0362	87	RO 0272	94
FA 0689	56	GR 0404LE	69	GR 0496	70	NO 0362C	87	RO 0273	94
FA 0690	61	GR 0404LD	69	GR 0497	74	NO 0362P	87	RO 0274	94
FA 0691LE	61	GR 0406	77	RN 0155	77	NO 0363	82	RO 0275	94
				SU 1047	71	NO 0364	84	RO 0276	94

RO 0277	94	PT 0579	106	GA 0852P	119	DV 1415	128	<b>COMPONENTES</b>	
RO 0278	97	PT 0580	107	GA 0853	118	DV 1416	128	<b>P/ EIXO</b>	<b>136</b>
RO 0278C	97	<b>SCHIFFER</b>	<b>108</b>	GA 0854	118	DV 1462	128	DV 1401	138
TE 1302	97	SF 0500	108	GA 0855	118	DV 1463	128	DV 1402	138
<b>KLL</b>	<b>99</b>	SF 0501	108	GA 0856	118	DV 1464	128	DV 1403	139
KL 1100LE	99	SF 0501/60	108	GA 0857	118	DV 1475	130	DV 1404	138
KL 1100LD	99	SF 0502	108	GA 0857D	118	DV 1476	130	DV 1405	138
KL 1101	99	SF 0503	111	GA 0858	118	DV 1477	130	DV 1406	138
KL 1102	99	SF 0504	108	GA 0859	119	DV 1492	130	DV 1407	139
KL 1103	99	SF 0516	110	GA 0861	120	DV 1492A	130	DV 1811	136
KL 110LE	100	SF 0518	110	GA 0862	118	DV 1772	128	DV 1811A	136
KL 1110LD	100	SF 0522	111	GA 0864	118	DV 1773	129	EX 5002	137
KL 1110ILE	100	SF 0522C	111	GA 0865	118	DV 1774	129	EX 5003	137
KL 1110ILD	100	SF 0523	111	GA 0866	119	DV 1775	130	EX 5005	137
KL 1110GLE	100	SF 0523C	111	GA 0867	119	DV 1853	127	EX 5006	137
KL 1110GLD	100	SF 0525	108	GA 0868	119	DV 1872	127	EX 5008	137
KL 1113	101	SF 0526	108	GA 0869	119	DV 1884	127	EX 5012	138
KL 1114	101	SF 0527	108	GA 0870	119	DV 1894	127	EX 5013	138
KL 1115ILE	100	SF 0528	109	GA 0871	119	DV 1895	127	EX 5019	137
KL 1115ILD	100	SF 0529	109	GA 0872	118	DV 1960	127	FR 2021	136
KL 1116GLE	100	SF 0530	110	<b>KRONE</b>	<b>121</b>	DV 1961	127	FR 2022	136
KL 1116GLD	100	SF 0531	110	KR 0700	121	RT 2020	128	RL 2500	139
KL 1117	101	SF 0532	109	KR 0701	121	SG 0701	127	RL 2501	139
KL 1118LE	100	SF 0533	109	KR 0702	122	SG 0702	127	RL 2502	139
KL 1118LD	100	SF 0534	109	KR 0702C	122	SG 0703	127	RL 2503	139
KL 1119	101	SF 0535	109	KR 0702P	122	SG 0704	127	RL 2504	139
KL 1120	101	SF 0536	110	KR 0703	123	ST 9000	128	<b>CARRETAS</b>	<b>140</b>
SU 1120	99	SF 0537	110	KR 0704	123	TC 7001	129	CR 2013	140
SU 1121	101	SF 0537D	110	KR 0705	121	TC 7002	129	CR 2015	140
SU 1121C	101	SF 0539	111	KR 0715	121	TC 7003	129	CR 2024	140
SU 1122	100	SF 0539C	111	KR 0716	121	TC 7004	129	CR 2037	140
SU 1123LE	99	SF 0541	111	KR 0717	122	TC 7005	129	CR 2037A	140
SU 1123LD	99	SF 0541A	111	KR 0720	121	TC 7006	129	CR 2037B	140
SU 1124LE	99	SF 0542	111	KR 0721	121	<b>PEÇAS P/</b>		CR 2037C	140
SU 1124LD	99	SF 0543	111	KR 0722	122	<b>TENSORES</b>	<b>131</b>	CR 2037D	140
SU 1125LE	99	SF 0544	111	KR 0726	122	GR 0473LE	132	CR 2037E	140
SU 1125LD	99	SF 0551	112	KR 0726C	122	GR 0473LD	132	CR 2040	140
SU 1126	100	SF 0552	112	KR 0727	123	NO 0376LE	132	CR 2040A	140
<b>CARREGA TUDO</b>	<b>102</b>	SF 0553	109	KR 0729	122	NO 0376LD	132	CR 2040B	140
RN 0103	102	SF 0554	109	KR 0730	122	TE 1301	131	CR 2040E	140
RN 0103A	102	SF 0555	109	KR 0732	121	TE 1302	131	CR 2085	140
RN 0161	102	<b>ROSSETTI</b>	<b>113</b>	KR 0735	122	TE 1303	131	CR 2086	140
RN 0161A	102	RS 2010	113	KR 0736	122	TE 1304	131	CR 2115	140
RN 0185C	103	RS 2011	113	KR 0737	122	TE 1305	131	CR 2115A	140
SP 3185	103	RS 2012	113	KR 0739	122	TE 1306	133	CR 2116	140
SP 3188	103	RS 2013	113	KR 0739C	122	TE 1309LE	131	<b>BASCULANTES</b>	<b>141</b>
SU 1020	102	RS 2014	113	KR 0739P	122	TE 1309-SLE	131	BA 6000	141
SU 1025REB	103	RS 2015	113	KR 0740	123	TE 1310LD	131	BA 6001	141
SU 1026REB	103	<b>IDEROL</b>	<b>114</b>	<b>MIRIL</b>	<b>124</b>	TE 1310SLD	131	BA 6002	141
SU 1133	102	DR 0600	117	MR 1500	124	TE 1311	132	BA 6003	141
SU 1133KIT	102	DR 0600C	117	MR 1501	124	TE 1312	133	BA 6004	141
SU 1134	102	DR 0601	117	MR 1502	124	TE 1313	133	BA 6005	141
SU 1134KIT	102	DR 0601C	117	MR 1503LD	124	TE 1314	133	BA 6006	141
SU 1135C	102	DR 0602	115	MR 1503LE	124	TE 1315	133	BA 6007	142
SU 1135F	103	DR 0603	114	MR 1527	124	TE 1315A	133	BA 6008	141
SU 1136C	103	DR 0604	114	MR 1527C	124	TE 1316	133	BA 6009	142
SU 1137C	102	DR 0605	114	MR 1528	124	TE 1329	134	BA 6010	142
SU 1150	102	DR 0606	114	MR 1528	124	TE 1330	134	BA 6011	142
TE 1315	103	DR 0607	114	MR 1530	124	TE 1331	134	BA 6012	142
TE 1315A	103	DR 0608	114	MR 1531	124	TE 1333	134	BA 6012LE	142
<b>PASTRE</b>	<b>105</b>	DR 0609	115	<b>RECRUSUL</b>	<b>125</b>	TE 1334	134	BA 6021LE	142
PT 0550	105	DR 0611	115	RE 0800	125	TE 1335	134	BA 6021LD	142
PT 0552	105	DR 0612	114	RE 0801	125	TE 1336	134	BA 6090	139
PT 0553	105	DR 0613	115	RE 0802	125	TE 1337	134	ML 6012LE	142
PT 0554	106	DR 0614	115	RE 0803	125	TE 1338	134	ML 6012LD	142
PT 0556	105	DR 0615	116	RE 0809	125	TE 1339	134	ML 6021LE	142
PT 0558	105	DR 0616	116	RE 0811	125	TE 1340	134	ML 6021LD	142
PT 0559	105	DR 0619	116	<b>FNM/FNV</b>	<b>126</b>	TE 1341	134		
PT 0560	105	DR 0622	116	FN 0750	126	TE 1342	134		
PT 0561	105	DR 0623	116	FN 0751	126	TE 1343	134		
PT 0563	105	DR 0623/2	117	FN 0751C	126	TE 1344	134		
PT 0564	106	DR 0627	116	FV 0900	126	TE 1345	134		
PT 0564A	106	DR 0628	117	FV 0901	126	TE 1346	132		
PT 0565	106	DR 0629	117	FV 0901C	126	TE 1347	132		
PT 0566	106	DR 0631	114	FV 0902	126	TE 1348	132		
PT 0566C	106	DR 0632	115	FV 0902	126	TE 1349	133		
PT 0567	106	DR 0633	115	FV 0904	126	TE 1350	134		
PT 0567C	106	DR 0634	115	FV 0905	126	TE 1351	134		
PT 0568	106	DR 0635	116	FV 0906	126	TE 1352	134		
PT 0569	105	RN 0180	116	<b>DIVERSOS</b>	<b>127</b>	TE 1353	135		
PT 0574	106	<b>GALEGO</b>	<b>118</b>	DV 1413	128	TE 1355	131		
PT 0574C	106	GA 0851	118	DV 1414	128	TE 1356	134		
		GA 0851A	118			TE 1374	132		
		GA 0852	119			TE 1375	132		
		GA 0852C	119			PF 1004	133		
						PF 1048	133		

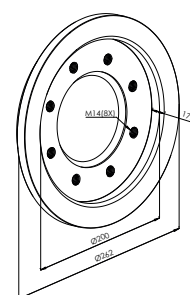
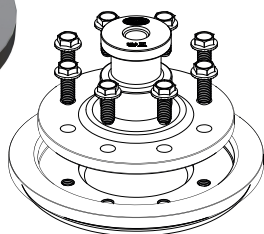
# PINO REI



JOST: QR 260000080

6,05Kg

**QR 0005** PINO REI 2" Ø 50mm



JOST: QR 260000085

26,56Kg

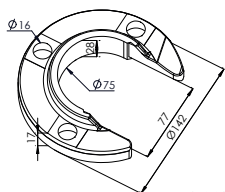

JOST: QR 00110J00

8,63Kg

**QR 0005KIT** KIT PINO REI 2"/C/ FLANGE 8 FUROS FORJADA

**QR 0006** FLANGE 8 FUROS FORJADA 2"

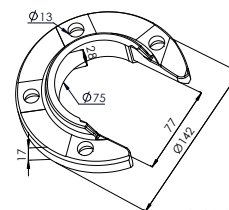

# COMPONENTES QUINTA RODA



JOST: QR 00110J00

1,09Kg

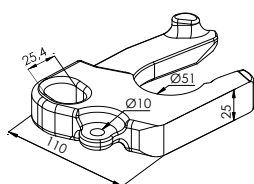
**QR 0001** DISCO FERRADURA 3 FUROS 2"



JOST: QR 00269J00

1,10 Kg

**QR 0002** DISCO FERRADURA 4 FUROS 2"



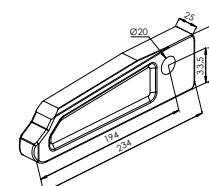
JOST: QR 00022J01

JOST: QR 00023J01

1,77Kg

**QR 0004** GARRA DE TRAVAMENTO 2"

**QR 0004A** GARRA DE TRAVAMENTO COM GRAXEIRA 2"



JOST: QR 00024J01

2,62Kg

**QR 0003** BARRA DE TRAVAMENTO 2"



4,60Kg

**SP 3053** BOLSA GRANDE DE ENCAIXE 7.14




3,90Kg

**SP 3054** BOLSA PEQUENA DE ENCAIXE 6.13



4,20Kg

**SP 3071** BOLSA GRANDE DO SUSPENSOR DE PARAFUSO

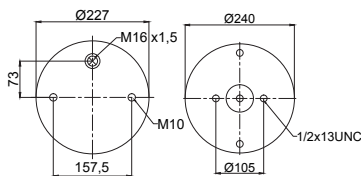


3,50Kg

**SP 3072** BOLSA PEQUENA DO SUSPENSOR DE PARAFUSO



**APLICAÇÃO:**  
SCANIA P 94 / SC 3º EIXO S4/S5  
**SUBSTITUI O CÓDIGO ORIGINAL:**  
SCANIA: 1.402.423  
FIRESTONE CÓD.: 095-0455  
GOODYEAR: 8716

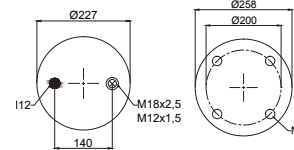


9,15Kg

**SP 3201PR** MOLAS PNEUMÁTICA SUSPENSÃO DO EIXO



**APLICAÇÃO:**  
VOLVO FH/FN  
VW TITAN 18.310 / FORD CARGO TRUCK  
TRAÇÃO  
**SUBSTITUI O CÓDIGO ORIGINAL:**  
VOLVO: 1076594  
FIRESTONE CÓD.: 095-0332  
RANDON: 212100303  
FACCHINI: 308501706  
GOODYEAR: 8663



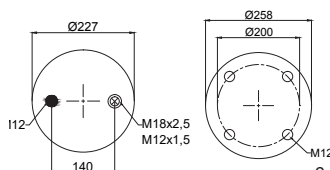
6,60Kg  
4,90Kg

**SP 3202PR** MOLAS PNEUMÁTICA SUSPENSÃO DO EIXO

**SP 3202BA** MOLAS PNEUMÁTICA SUSPENSÃO EIXO (SEM BASE)



**APLICAÇÃO:**  
CARRETA FACCHINI  
VW TITAN 18.310 / FORD CARGO  
TRUCK TRAÇÃO  
**SUBSTITUI O CÓDIGO ORIGINAL:**  
FIRESTONE CÓD.: 095-0332  
FIRESTONE REF.: 1T15M-6  
GOODYEAR: 8653



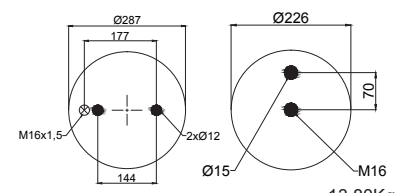
6,68Kg  
5,10Kg

**SP 3203PR** MOLAS PNEUMÁTICA SUSPENSÃO DO EIXO

**SP 3203BA** MOLAS PNEUMÁTICA SUSPENSÃO EIXO (SEM BASE)



**APLICAÇÃO:**  
SCANIA TRUCK / TRAÇÃO - T 124  
ATÉ 2009  
**SUBSTITUI O CÓDIGO ORIGINAL:**  
SCANIA: 1.422.751  
FIRESTONE CÓD.: 095-0366  
FIRESTONE REF.: 1T19F-14  
GOODYEAR: 8931



13,80Kg  
7,55Kg

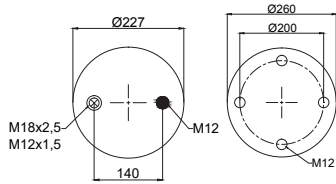
**SP 3204PR** MOLAS PNEUMÁTICA SUSPENSÃO DO EIXO

**SP 3204BA** MOLAS PNEUMÁTICA SUSPENSÃO EIXO (SEM BASE)

# MOLAS PNEUMÁTICAS



**APLICAÇÃO:**  
CARRETAS FACCHINI / RANDON  
ATÉ 2005  
**SUBSTITUI O CÓDIGO ORIGINAL:**  
FACCHINI: 308501705  
FIRESTONE CÓD.: 095-0314  
FIRESTONE REF.: 1T15M-9  
GOODYEAR: 8666



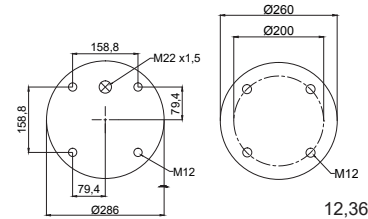
11,38Kg  
5,65Kg

**SP 3205PR** MOLA PNEUMÁTICA SUSPENSÃO DO EIXO

**SP 3205BA** MOLA PNEUMÁTICA SUSPENSÃO EIXO (SEM BASE)



**APLICAÇÃO:**  
CARRETAS RANDON ATÉ 2005  
**SUBSTITUI O CÓDIGO ORIGINAL:**  
RANDON: 212100261  
FIRESTONE CÓD.: 095-0320  
FIRESTONE REF.: 1T19L-11  
GOODYEAR: 8560



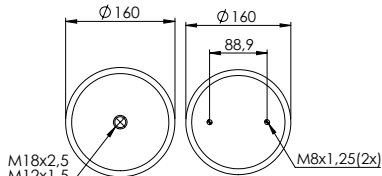
12,36Kg  
7,17Kg

**SP 3206PR** MOLA PNEUMÁTICA SUSPENSÃO DO EIXO

**SP 3206BA** MOLA PNEUMÁTICA SUSPENSÃO EIXO (SEM BASE)



**APLICAÇÃO:**  
RANDON / GUERRA / NOMA / VOLVO  
**SUBSTITUI O CÓDIGO ORIGINAL:**  
RANDON: 212100278  
FIRESTONE CÓD.: 095-0353 / 20 T-3  
GUERRA: 5036.002.015006  
GOODYEAR: 8520

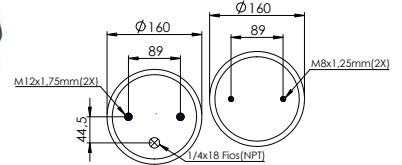


3,66Kg

**SP 3207PR** MOLA PNEUMÁTICA SUSPENSÃO DO EIXO



**APLICAÇÃO:**  
RANDON / JOST / SUSPENSYS  
**SUBSTITUI O CÓDIGO ORIGINAL:**  
FIRESTONE CÓD.: 095.0313  
JOST: AD0076  
GOODYEAR: 8521

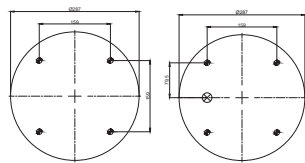


3,10Kg

**SP 3208PR** MOLA PNEUMÁTICA SUSPENSÃO DO EIXO



**APLICAÇÃO:**  
CARRETAS FACCHINI  
**SUBSTITUI O CÓDIGO ORIGINAL:**  
FACCHINI: 308501702  
FIRESTONE CÓD.: 095-0355  
HBZ: 80006-26  
GOODYEAR: 8457

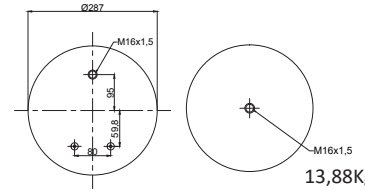


10,82Kg

**SP 3209PR** MOLA PNEUMÁTICA SUSPENSÃO DO EIXO



**APLICAÇÃO:**  
SCANIA S5 3º EIXO / SCANIA TRUCK /  
TRAÇÃO T124  
2010 EM DIANTE  
**SUBSTITUI O CÓDIGO ORIGINAL:**  
OEM: 1903.608  
SCANIA: 1944314



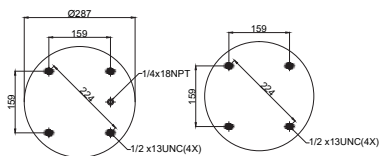
13,88Kg  
8,37Kg

**SP 3210PR** MOLA PNEUMÁTICA SUSPENSÃO EIXO

**SP 3210BA** MOLA PNEUMÁTICA SUSPENSÃO EIXO (SEM BASE)



**APLICAÇÃO:**  
CARRETAS FACCHINI  
(COM PRISIONEIRO)  
**SUBSTITUI O CÓDIGO ORIGINAL:**  
FIRESTONE CÓD.: 095-0352  
FACCHINI: 308501702  
HBZ: 80006-26  
GOODYEAR: 8457

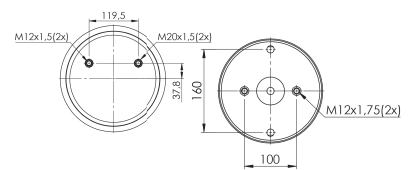


10,80Kg

**SP 3211PR** MOLA PNEUMÁTICA SUSPENSÃO EIXO



**APLICAÇÃO:**  
CARRETAS RANDON 2006 EM DIANTE  
**SUBSTITUI O CÓDIGO ORIGINAL:**  
FIRESTONE CÓD.: 095.0490  
FIRESTONE REF.: 1T15M-8  
OEM: 212100375  
GOODYEAR: 8457



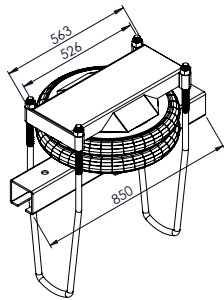
9,90Kg  
4,90Kg

**SP 3212PR** MOLA PNEUMÁTICA SUSPENSÃO EIXO

**SP 3212BA** MOLA PNEUMÁTICA SUSPENSÃO EIXO (SEM BASE)

"AS MARCAS E CÓDIGOS CITADOS SÃO UTILIZADOS MERAMENTE COMO REFERÊNCIAS." OS VALORES DOS PESOS SÃO APROXIMADOS.

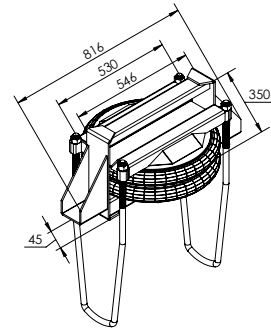




57,07Kg  
23,20Kg  
18,00Kg  
3,95Kg

(COMPLETO)

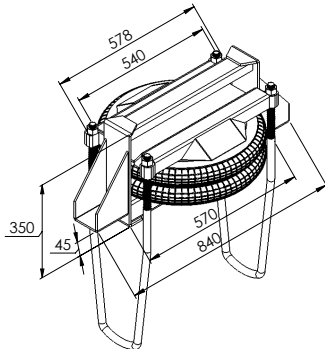
- SP 3005** SUSPENSOR RETO TRUCK CHASSI ATÉ 880mm
- SP 3006** BASE RETA SUSPENSOR TRUCK 850mm
- SP 3007** TAMPA SUSPENSOR TRUCK 563mm
- SP 3054** BOLSA PEQUENA DE ENCAIXE 6.13



60,78Kg  
28,37Kg  
17,10Kg  
3,95Kg

(COMPLETO)

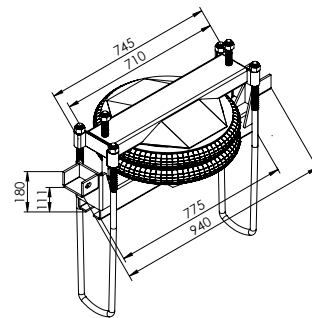
- SP 3010** SUSPENSOR TRUCK E CAVALO MECÂNICO 816mm
- SP 3011** BASE SUSPENSOR TRUCK C/ LIMITADOR 816mm
- SP 3012** TAMPA SUSPENSOR TRUCK 566mm
- SP 3054** BOLSA PEQUENA DE ENCAIXE 6.13



65,23Kg  
30,07Kg  
18,45Kg  
4,60Kg

(COMPLETO)

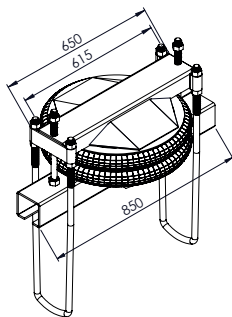
- SP 3106** SUSPENSOR TRUCK E CAVALO MECÂNICO 840mm
- SP 3107** BASE SUSPENSOR TRUCK C/ LIMITADOR 840mm
- SP 3108** TAMPA SUSPENSOR TRUCK 566mm
- SP 3053** BOLSA GRANDE DE ENCAIXE 7.14



72,11Kg  
29,53Kg  
22,99Kg  
4,60Kg

(COMPLETO)

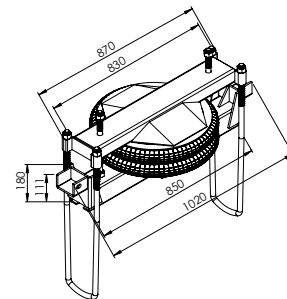
- SP 3014** SUSPENSOR REBAIXADO CARRETA CHASSI ATÉ 980mm
- SP 3015** BASE REBAIXADA SUSPENSOR CARRETA 940mm
- SP 3016** TAMPA SUSPENSOR CARRETA 750mm
- SP 3053** BOLSA GRANDE DE ENCAIXE 7.14



63,69Kg  
25,15Kg  
20,31Kg  
4,60Kg

(COMPLETO)

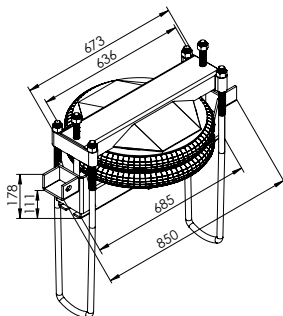
- SP 3019** SUSPENSOR RETO TRUCK CHASSI ATÉ 880mm
- SP 3020** BASE RETA SUSPENSOR TRUCK 850mm
- SP 3021** TAMPA SUSPENSOR TRUCK 640mm
- SP 3053** BOLSA GRANDE DE ENCAIXE 7.14



76,57Kg  
31,07Kg  
26,18Kg  
4,60Kg

(COMPLETO)

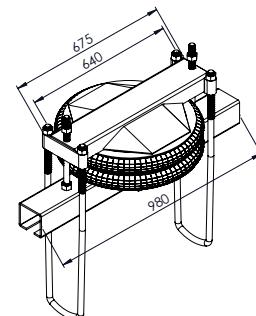
- SP 3024** SUSPENSOR REBAIXADO CARRETA CHASSI ATÉ 1040mm
- SP 3040** BASE REBAIXADA SUSPENSOR CARRETA 1020mm
- SP 3041** TAMPA SUSPENSOR CARRETA 850mm
- SP 3053** BOLSA GRANDE DE ENCAIXE 7.14



67,92Kg  
27,66Kg  
21,60Kg  
4,60Kg

(COMPLETO)

- SP 3029** SUSPENSOR REBAIXADO TRUCK CHASSI ATÉ 880mm
- SP 3030** BASE REBAIXADA SUSPENSOR TRUCK 850mm
- SP 3036** TAMPA SUSPENSOR TRUCK 636mm
- SP 3053** BOLSA GRANDE DE ENCAIXE 7.14

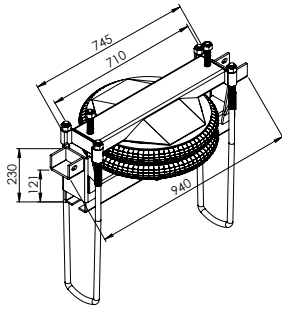


66,94Kg  
26,90Kg  
21,60Kg  
4,60Kg

(COMPLETO)

- SP 3034** SUSPENSOR RETO CARRETA CHASSI ATÉ 980mm
- SP 3035** BASE RETA SUSPENSOR CARRETA 980mm
- SP 3036** TAMPA SUSPENSOR CARRETA 636mm
- SP 3053** BOLSA GRANDE DE ENCAIXE 7.14

# SUSPENSORES



71,80Kg  
31,50Kg  
23,45Kg  
4,60Kg

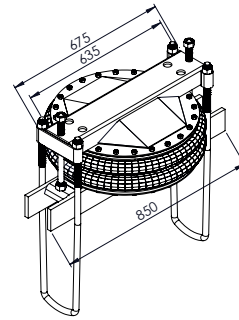
(COMPLETO)

**SP 3044** SUSPENSOR REBAIXADO CARRETA CHASSI ATÉ 980mm

**SP 3045** BASE REBAIXADA SUSPENSOR CARRETA 940mm

**SP 3016** TAMPA SUSPENSOR CARRETA 750mm

**SP 3053** BOLSA GRANDE DE ENCAIXE 7.14



78,68Kg  
33,08Kg  
22,26Kg  
4,20Kg

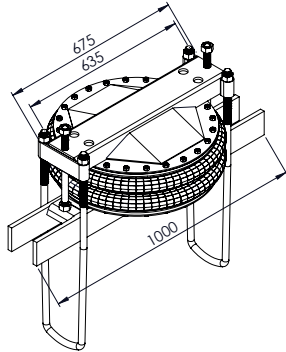
(COMPLETO)

**SP 3073** SUSPENSOR RETO TRUCK DE PARAFUSO 850mm

**SP 3081** BASE RETA SUSPENSOR TRUCK DE PARAFUSO 850mm

**SP 3082** TAMPA SUSPENSOR TRUCK DE PARAFUSO 675mm

**SP 3071** BOLSA GRANDE DO SUSPENSOR DE PARAFUSO



82,03Kg  
35,78Kg  
22,26Kg  
4,20Kg

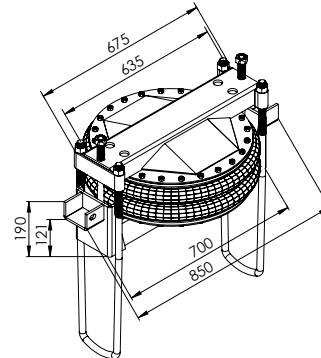
(COMPLETO)

**SP 3074** SUSPENSOR RETO CARRETA DE PARAFUSO 1000mm

**SP 3097** BASE RETA SUSPENSOR CARRETA DE PARAFUSO 1000mm

**SP 3082** TAMPA SUSPENSOR CARRETA DE PARAFUSO 675mm

**SP 3071** BOLSA GRANDE DO SUSPENSOR DE PARAFUSO



83,10Kg  
37,45Kg  
22,26Kg  
4,20Kg

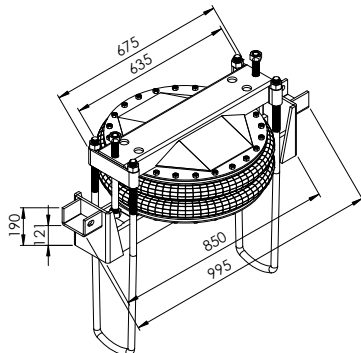
(COMPLETO)

**SP 3075** SUSPENSOR TRUCK REBAIXADO DE PARAFUSO 850mm

**SP 3109** BASE REBAIXADA SUSP. TRUCK DE PARAFUSO 850mm

**SP 3082** TAMPA SUSPENSOR TRUCK DE PARAFUSO 675mm

**SP 3071** BOLSA GRANDE DO SUSPENSOR DE PARAFUSO



85,41Kg  
39,86Kg  
22,26Kg  
4,20Kg

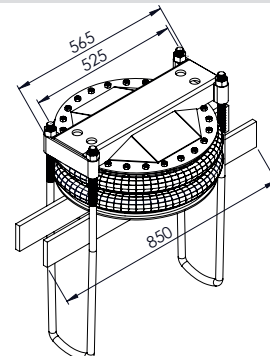
(COMPLETO)

**SP 3076** SUSPENSOR REBAIXADO CARRETA DE PARAFUSO 995mm

**SP 3086** BASE REBAIXADA SUSP. CARRETA DE PARAFUSO 995mm

**SP 3082** TAMPA SUSPENSOR CARRETA DE PARAFUSO 675mm

**SP 3071** BOLSA GRANDE DO SUSPENSOR DE PARAFUSO



67,78Kg  
29,63Kg  
17,75Kg  
3,50Kg

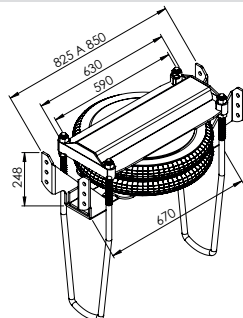
(COMPLETO)

**SP 3077** SUSPENSOR RETO TRUCK DE PARAFUSO 850mm

**SP 3083** BASE RETA SUSPENSOR TRUCK DE PARAFUSO 850mm

**SP 3084** TAMPA SUSPENSOR TRUCK DE PARAFUSO 565mm

**SP 3072** BOLSA PEQUENA DO SUSPENSOR DE PARAFUSO



67,56Kg  
24,04Kg  
20,80Kg  
4,60Kg  
3,34Kg

(COMPLETO)

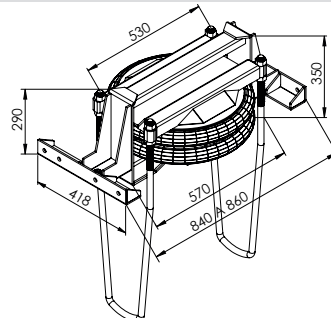
**SP 3087** SUSPENSOR FORD E VW SUSPENSYS 7.14

**SP 3089** BASE FORD E VW SUSPENSYS 825 A 850mm

**SP 3088** TAMPA FORD E VW SUSPENSYS 630mm

**SP 3053** BOLSA GRANDE DE ENCAIXE 7.14

**SP 3004 3F** SUPORTE DE FIXAÇÃO SUSPENSOR 3 FUROS



70,02Kg  
29,87Kg  
17,29 Kg  
3,56Kg  
3,27Kg

(COMPLETO)

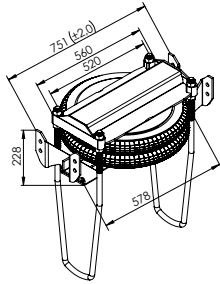
**SP 3090** SUSPENSOR QUARTO EIXO

**SP 3092** BASE DO SUSPENSOR 840 A 860mm

**SP 3012** TAMPA DO SUSPENSOR 530mm

**SP 3054** BOLSA PEQUENA DE ENCAIXE 6.13

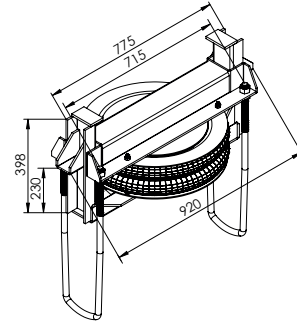
**SP 3093LE/LD** SUPORTE DE FIXAÇÃO



62,98Kg  
18,96Kg  
21,57Kg  
3,19Kg  
4,60Kg

(COMPLETO)

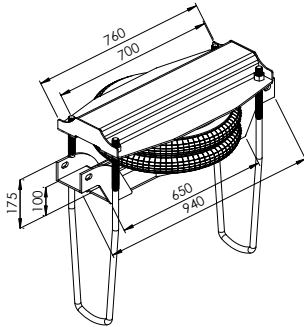
- SP 3110** SUSPENSOR SCANIA SUSPENSYS 7.14
- SP 3111** BASE SCANIA SUSPENSYS 751mm
- SP 3112** TAMPA SCANIA SUSPENSYS 560mm
- SP 3053** BOLSA GRANDE DE ENCAIXE 7.14
- SP 3004 2F** SUPORTE DE FIXAÇÃO SUSPENSOR 2 FUROS



87,78Kg  
92,51Kg  
42,36Kg  
4,60Kg

(COMPLETO)

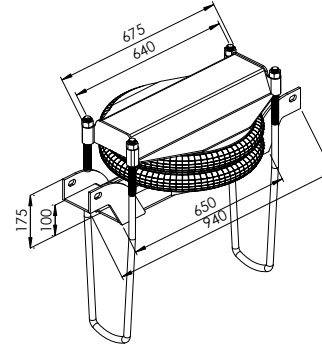
- SP 3156** SUSPENSOR PARA CARRETAS 2012 7.14
- SP 3157** BASE DO SUSPENSOR 2012 920mm
- SP 3158** TAMPA DO SUSPENSOR 2012 775mm
- SP 3053** BOLSA GRANDE DE ENCAIXE 7.14



66,43Kg  
24,51Kg  
25,65Kg  
4,60Kg

(COMPLETO)

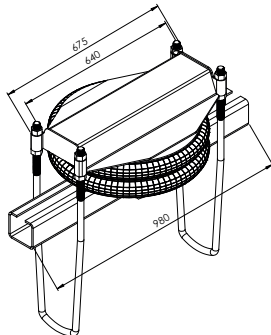
- SP 3193** SUSPENSOR REBAIXADO SR PARA CHASSI 980mm
- SP 3191** BASE DO SUSPENSOR SR LINHA FORÇA 940mm
- SP 3194** TAMPA DO SUSPENSOR SR LINHA FORÇA 760mm
- SP 3053** BOLSA GRANDE DE ENCAIXE 7.14



59,71Kg  
24,51Kg  
18,92Kg  
4,60Kg

(COMPLETO)

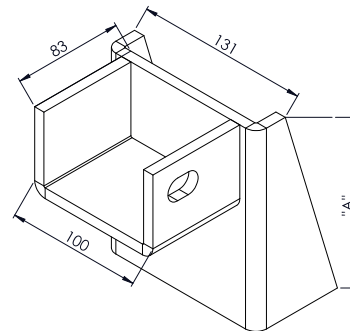
- SP 3190** SUSPENSOR REBAIXADO SR PARA CHASSI 980mm
- SP 3191** BASE DO SUSPENSOR SR LINHA FORÇA 940mm
- SP 3192** TAMPA DO SUSPENSOR SR LINHA FORÇA 675mm
- SP 3053** BOLSA GRANDE DE ENCAIXE 7.14



56,85Kg  
24,26Kg  
18,92Kg  
4,60Kg

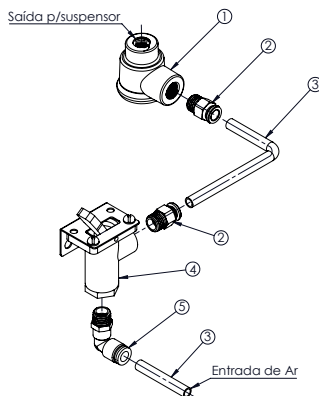
(COMPLETO)

- SP 3198** SUSPENSOR TRUCK E CARRETA SR CHASSI ATÉ 980mm
- SP 3199** BASE RETA TRUCK E CARRETA SR 980mm
- SP 3192** TAMPA DO SUSPENSOR LINHA FORÇA 675mm
- SP 3053** BOLSA GRANDE DE ENCAIXE 7.14



2,93Kg  
3,60Kg

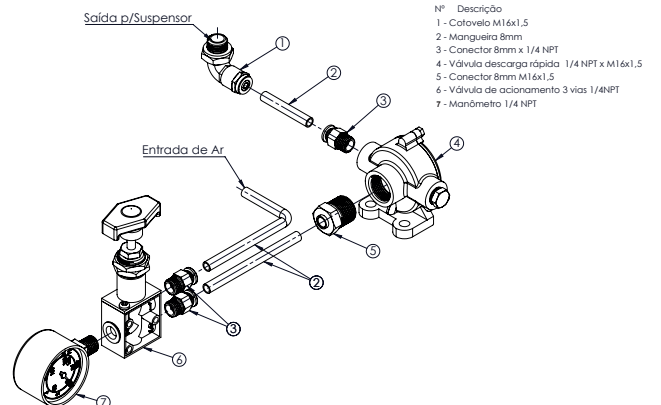
- SP 3078** BASE PARA REBAIXAR SUSPENSOR "A" 150mm
- SP 3080** BASE PARA REBAIXAR SUSPENSOR LONGO "A" 200mm



Nº Descrição  
1 - Válvula descarga rápida  
2 - Conector 8mm M16x1,5  
3 - Mangueira 8mm  
4 - Válvula de acionamento  
5 - Cotovelo 8mm M16x1,5

0,72Kg

- SP 3105** KIT DE SUSPENSOR M16

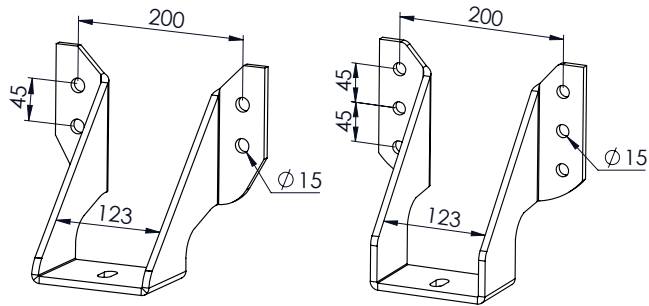


Nº Descrição  
1 - Cotovelo M16x1,5  
2 - Mangueira 8mm  
3 - Conector 8mm x 1/4 NPT  
4 - Válvula descarga rápida 1/4 NPT x M16x1,5  
5 - Conector 8mm M16x1,5  
6 - Válvula de acionamento 3 vias 1/4NPT  
7 - Manômetro 1/4 NPT

0,76Kg

- SP 3105R** KIT DE SUSPENSOR RELOGINHO 1/4"

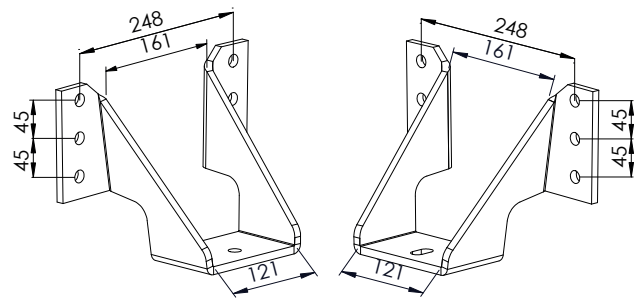
# SUSPENSORES



3,19Kg  
3,32Kg

**SP 3004 2F** SUPORTE DE FIXAÇÃO SUSPENSOR 2 FUROS

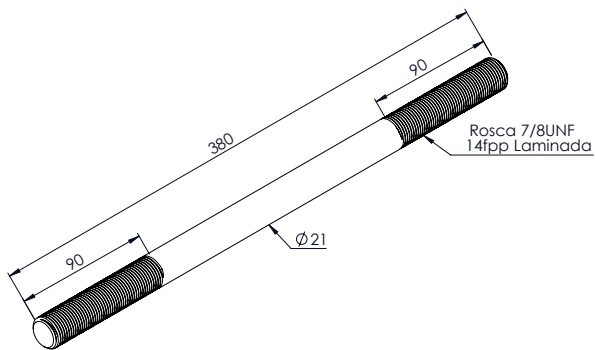
**SP 3004 3F** SUPORTE DE FIXAÇÃO SUSPENSOR 3 FUROS



3,68Kg

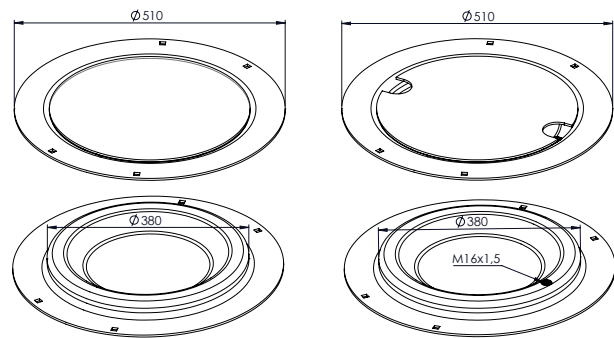
**SP 3184LE** SUPORTE DE FIXAÇÃO MODELO AXOR

**SP 3184LD** SUPORTE DE FIXAÇÃO MODELO AXOR



1,02Kg

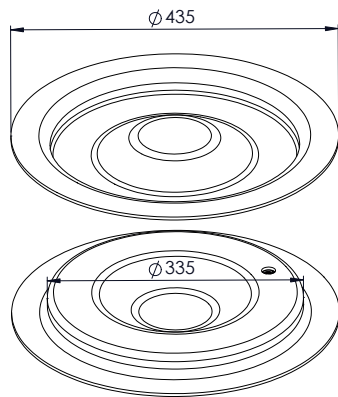
**SP 3056** LIMITADOR DO SUSPENSOR



11,30Kg  
11,41Kg

**SP 3101 SUP** PRATO DO SUSPENSOR 2012 7.14 (SUPERIOR)

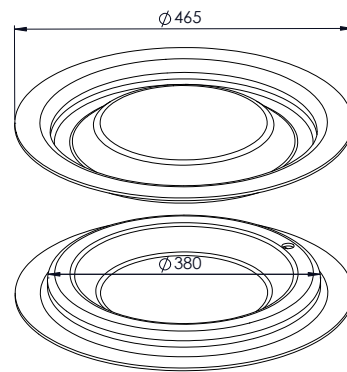
**SP 3101 INF** PRATO DO SUSPENSOR 2012 7.14 (INFERIOR)



5,47Kg  
5,60Kg

**SP 3049** PRATO DO SUSPENSOR PEQUENO 6.13 (SUPERIOR)

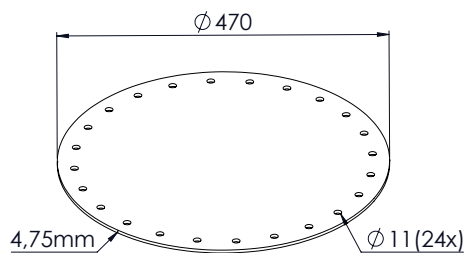
**SP 3050** PRATO DO SUSPENSOR PEQUENO 6.13 (INFERIOR)



6,82Kg  
6,93Kg

**SP 3051** PRATO DO SUSPENSOR GRANDE 7.14 (SUPERIOR)

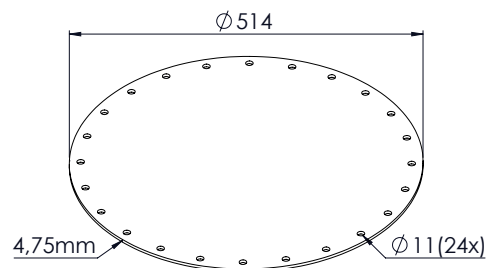
**SP 3052** PRATO DO SUSPENSOR GRANDE 7.14 (INFERIOR)



6,38Kg  
6,50Kg

**SP 3068 SUP** PRATO PEQUENO DE PARAFUSO (SUPERIOR)

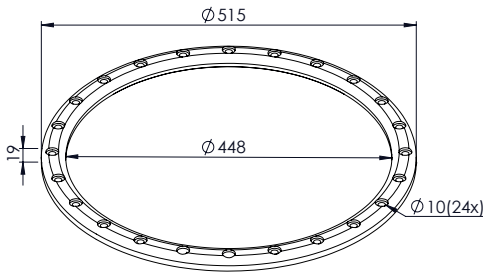
**SP 3068 INF** PRATO PEQUENO DE PARAFUSO (INFERIOR)



7,66Kg  
7,77Kg

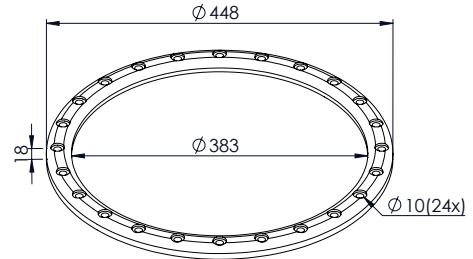
**SP 3067 SUP** PRATO GRANDE DE PARAFUSO (SUPERIOR)

**SP 3067 INF** PRATO GRANDE DE PARAFUSO (INFERIOR)



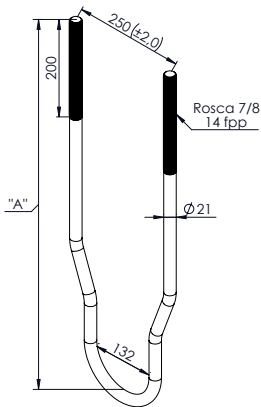
1,69Kg

**SP 3069** ARO GRANDE DE ALUMÍNIO



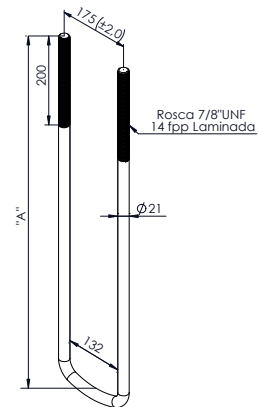
1,35Kg

**SP 3070** ARO PEQUENO DE ALUMÍNIO



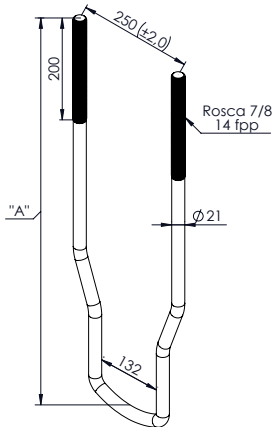
(SOB MEDIDA)

**SP 3095** GRAMPO DO SUSPENSOR C



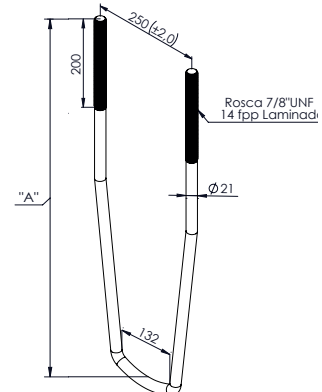
(SOB MEDIDA)

**GP 7/8 X 130 X...** GRAMPO DO SUSPENSOR (MODELO D E C)



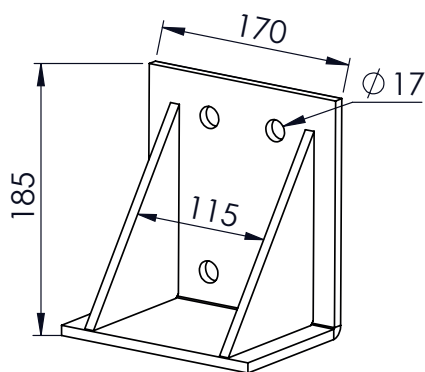
(SOB MEDIDA)

**SP 3094** GRAMPO SUSPENSOR D



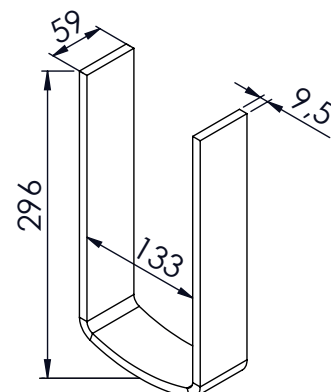
(SOB MEDIDA)

**SP 3061** GRAMPO DO SUSPENSOR ABERTO



4,25Kg

**SP 3060** SUPORTE DO SUSPENSOR

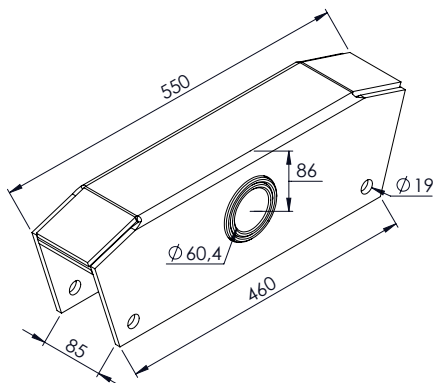


3,03Kg

**SP 3085C** "U" DO GRAMPO SUSPENSOR TIPO "C"

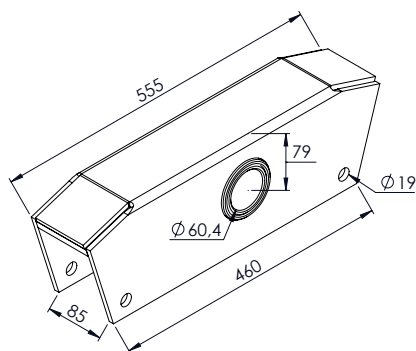
**SP 3085D** "U" DO GRAMPO SUSPENSOR TIPO "D"

# RANDON



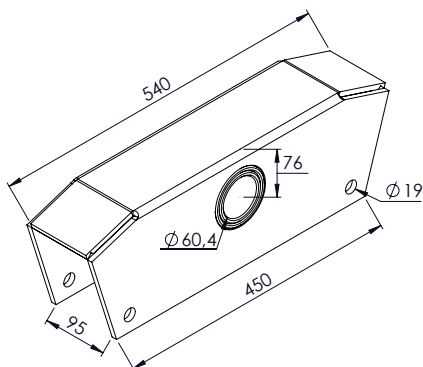
19,24Kg

**RN 0100** BALANÇA TRUCK PINO Ø 60mm



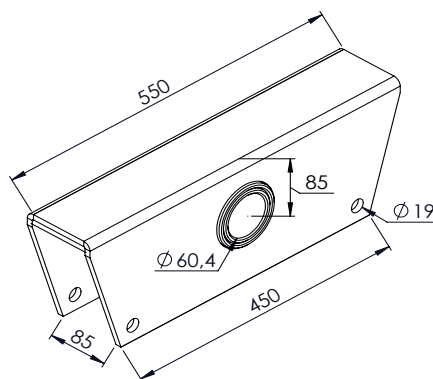
19,06 Kg

(FORA DE CENTRO)  
**RN 0100FD** BALANÇA TRUCK (FORA DE CENTRO) PINO Ø 60mm



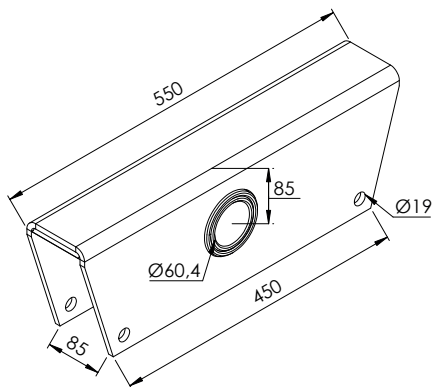
19,87Kg

**RN 0101** BALANÇA SR MODERNA PINO Ø 60mm



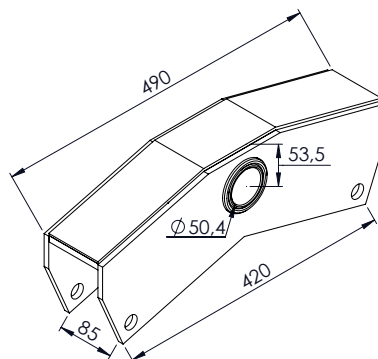
19,20Kg

(RETA)  
**RN 0104** BALANÇA TRUCK PINO Ø 60mm



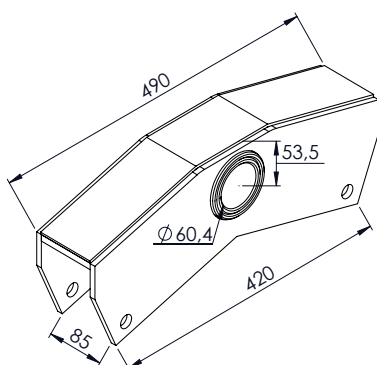
19,10Kg

(FORA DE CENTRO)  
**RN 0104FD** BALANÇA TRUCK PINO Ø 60mm



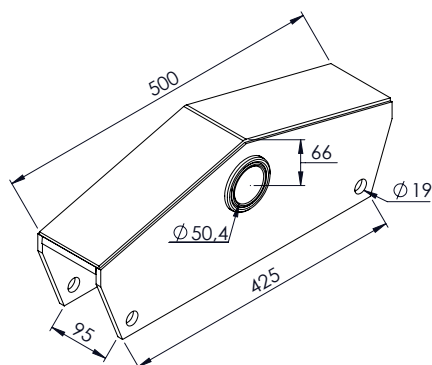
13,67Kg

**RN 0128** BALANÇA ASA-DELTA MODELO COPAL PINO Ø 50mm



14,67Kg

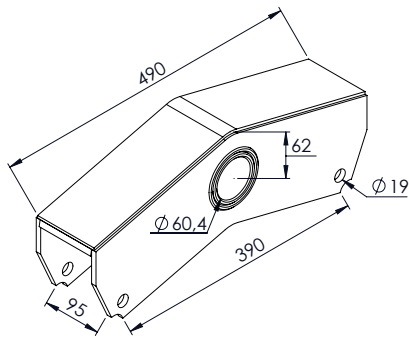
**RN 0129** BALANÇA ASA-DELTA MODELO COPAL PINO Ø 60mm



16,21Kg

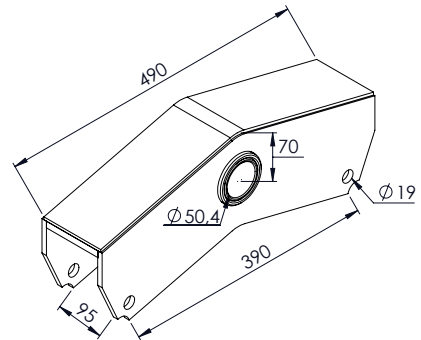
**SU 1063** BALANÇA SR DOLLY PINO Ø 50mm

"AS MARCAS E CÓDIGOS CITADOS SÃO UTILIZADOS MERAMENTE COMO REFERÊNCIAS." OS VALORES DOS PESOS SÃO APROXIMADOS.



15,25Kg

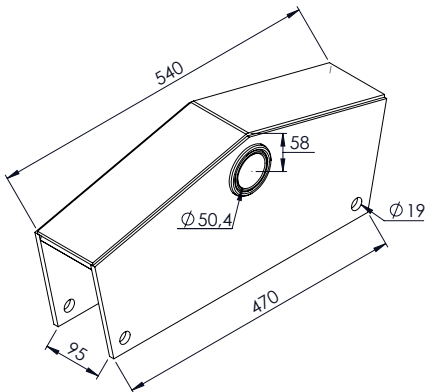
**RN 0102** BALANÇA ASA-DELTA CARRETA PINO Ø 60mm



14,42Kg  
15,13Kg

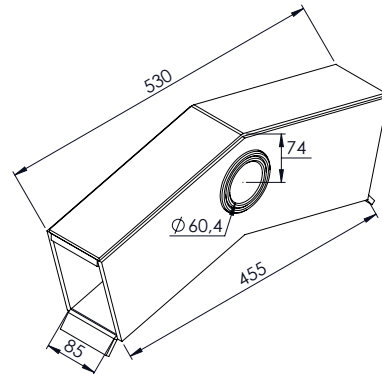
**RN 0103** BALANÇA ASA-DELTA CARRETA PINO Ø 50mm

**RN 0103A** BALANÇA ASA-DELTA 3/8" CARRETA PINO Ø 50mm



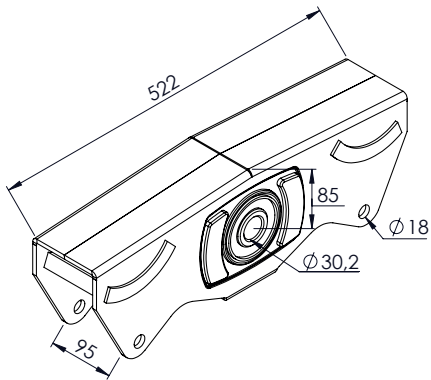
19,85Kg

**RN 0106** BALANÇA CAVALO PINO Ø 50mm



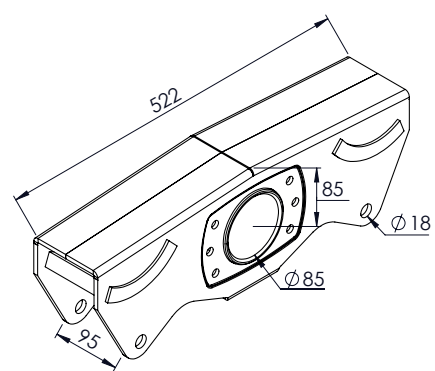
16,91Kg

**RN 0176** BALANÇA ASA-DELTA TRUCK PINO Ø 60mm



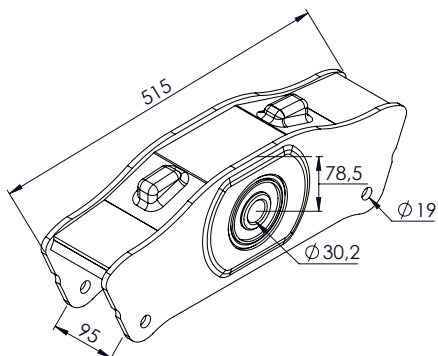
15,85Kg

(COMPLETA)  
**RN 019927** BALANÇA SR 2007



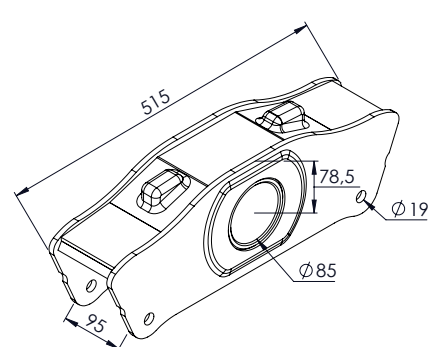
13,41Kg

(SEM BUCHA E SEM ESFREGA)  
**RN 019927A** BALANÇA SR 2007



16,73Kg

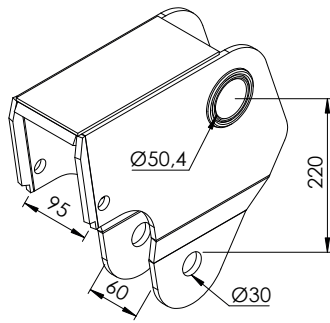
(COMPLETA)  
**RN 019950** BALANÇA SR 2012



13,39Kg

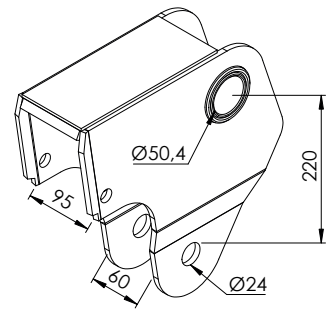
(SEM BUCHA)  
**RN 019950A** BALANÇA SR 2012

"AS MARCAS E CÓDIGOS CITADOS SÃO UTILIZADOS MERAMENTE COMO REFERÊNCIAS." OS VALORES DOS PESOS SÃO APROXIMADOS.



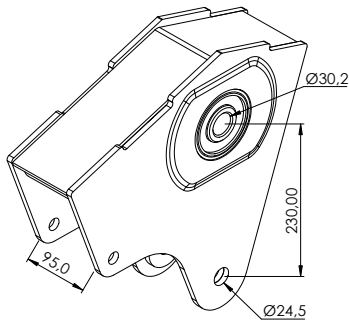
13,20Kg

**RN 019974** BALANÇA SUSP. DISTANCIADA|TENSOR Ø 30mm



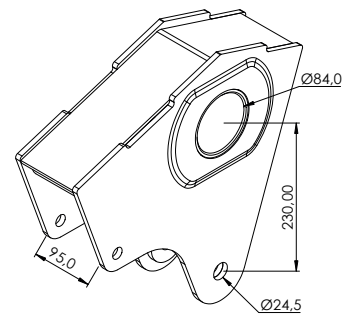
13,20Kg

**RN 019974/24** BALANÇA SUSP. DISTANCIADA|TENSOR Ø 24mm



17,81Kg

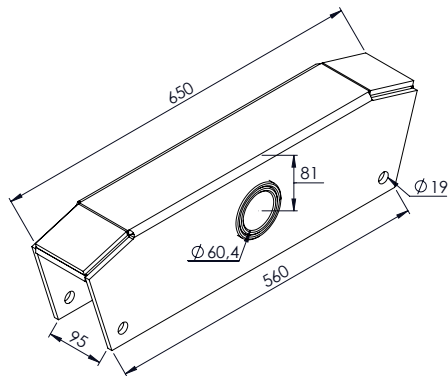
(COMPLETA) **RN 019979** BALANÇA SUSPENSÃO DISTANCIADA 2E LUBFREE



(SEM BUCHA)

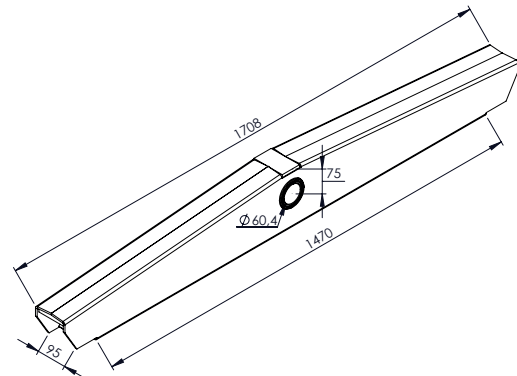
15,47Kg

**RN 019979A** BALANÇA SUSPENSÃO DISTANCIADA 2E LUBFREE



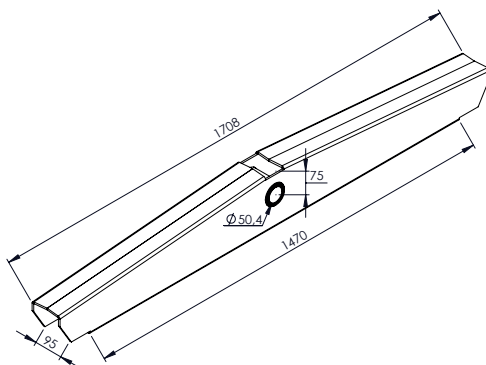
24,37Kg

**RN 0127** BALANÇA DA CARRETA ANTIGA PINO Ø 60mm



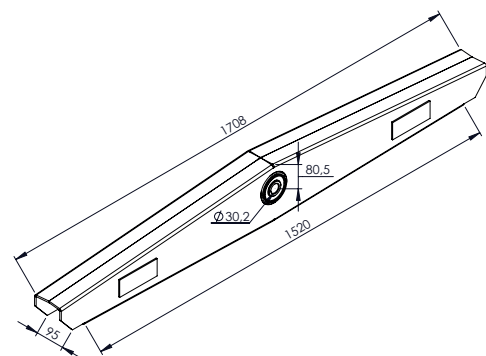
54,25Kg

**RN 019976** BALANÇA SR SUSP. DISTANCIADA PINO Ø 60mm



52,90Kg

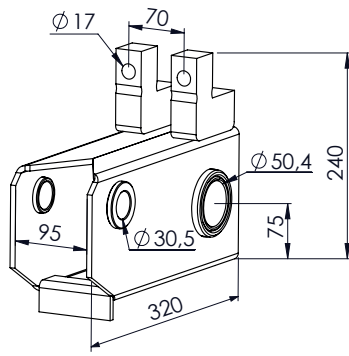
**RN 019977** BALANÇA SR SUSP. DISTANCIADA PINO Ø 50mm



55,25Kg

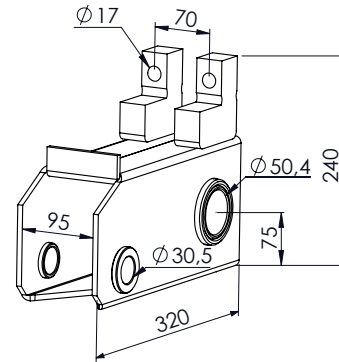
**RN 019978** BALANÇA SR 2009 SUSP. DISTANCIADA LUBFREE





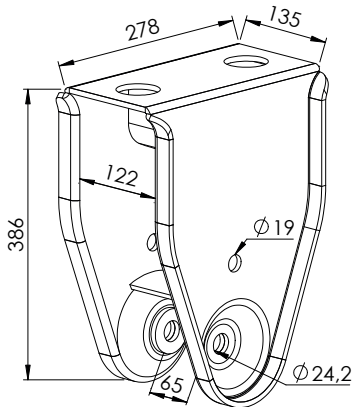
12,66Kg

**RN 019991** BALANÇA DISTANCIADA DIANTEIRA PINO Ø 50mm



12,66Kg

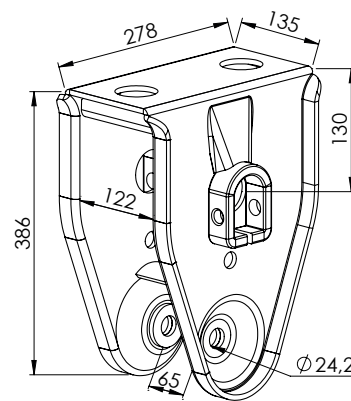
**RN 019992** BALANÇA DISTANCIADA TRASEIRA PINO Ø 50mm



SUSPENSYS: 301206840

12,95Kg

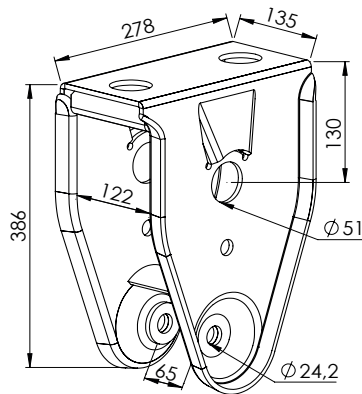
**SU 1017** SUPORTE DIANTEIRO SR 2000



SUSPENSYS: 301206839

13,86Kg

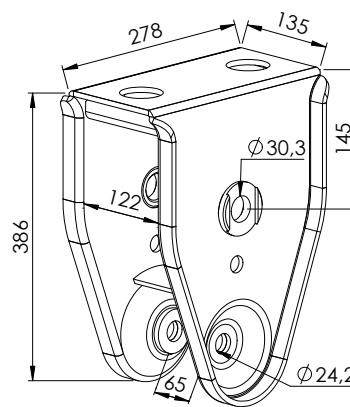
**SU 1018** SUPORTE CENTRAL SR 2000 PINO Ø 50mm



(SEM MANCAL)

12,29Kg

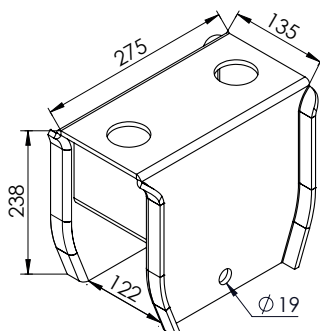
**SU 1018/1** SUPORTE CENTRAL SR 2000 PINO Ø 50mm



SUSPENSYS: 81200151

12,74Kg

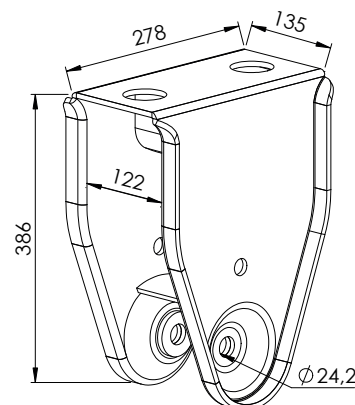
**RN 019922** SUPORTE CENTRAL SR 2007



SUSPENSYS: 301206841

9,65Kg

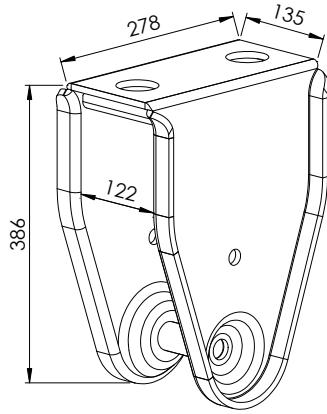
**SU 1019** SUPORTE TRASEIRO SR 2000



12,04Kg

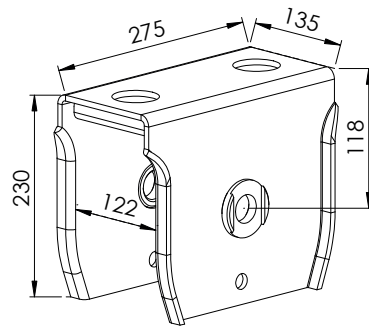
**SU 1017A** SUPORTE GUIA TRASEIRO SUSPENSÃO DISTANCIADA

# RANDON



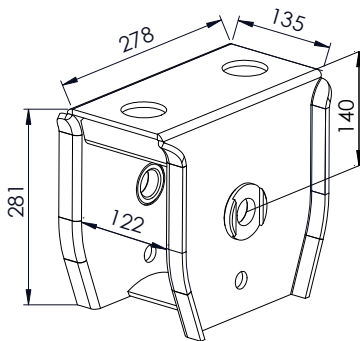
11,83Kg

**SU 1017B** SUPORTE GUIA DIANTEIRO SUSPENSÃO DISTANCIADA



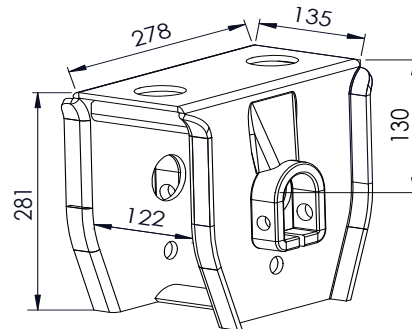
9,16Kg

**RN 019980** SUPORTE CENTRAL SUSP. DISTANCIADA 2E LUBFREE



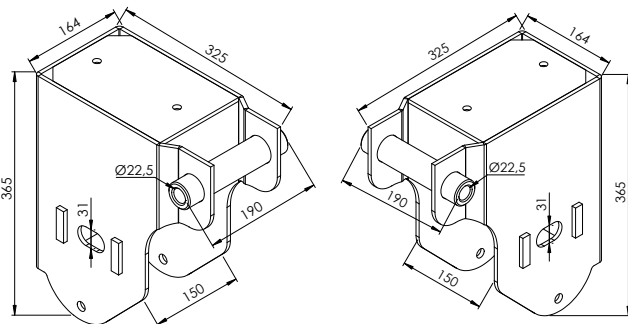
10,79Kg

**RN 019985** SUPORTE CENTRAL SUSP. DISTANCIADA LUBFREE



11,43Kg

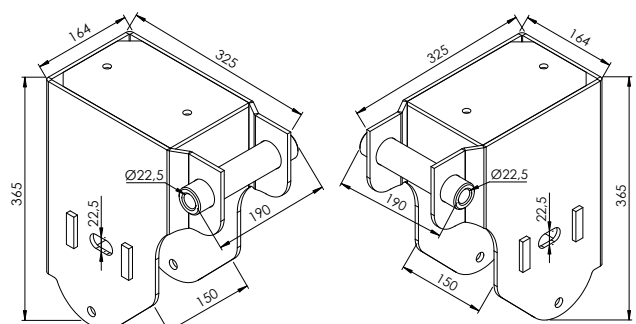
**RN 019993** SUPORTE CENTRAL SUSP. DISTANCIADA PINO Ø 50mm



13,73Kg

**SP 3252LE** SUPORTE DIANTEIRO LE SUSPENSÃO A AR 30mm

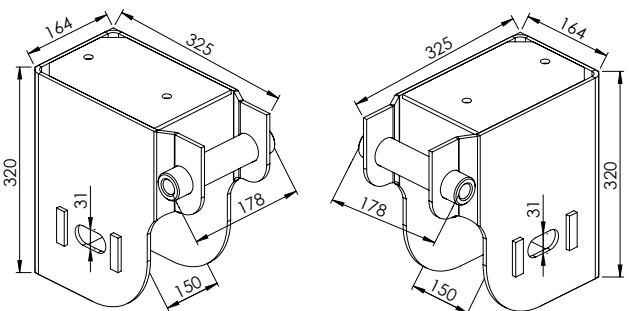
**SP 3252LD** SUPORTE DIANTEIRO LD SUSPENSÃO A AR 30mm



13,81Kg

**SP 3252BLE** SUPORTE DIANTEIRO LE SUSPENSÃO A AR 22mm

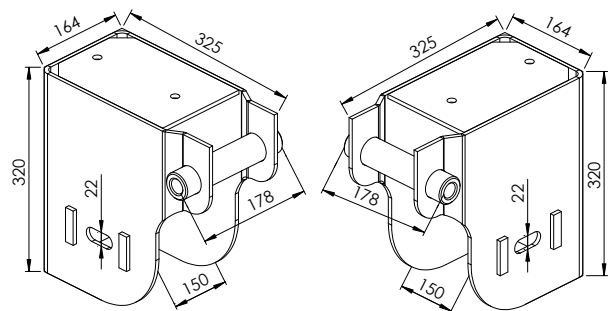
**SP 3252ALD** SUPORTE DIANTEIRO LD SUSPENSÃO A AR 22mm



13,50Kg

**SP 3253LE** SUPORTE TRASEIRO LE SUSPENSÃO A AR 30mm

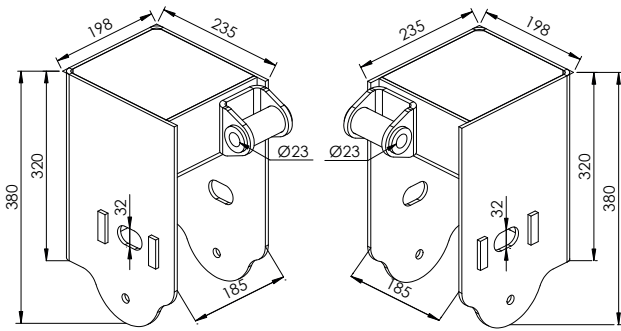
**SP 3253LD** SUPORTE TRASEIRO LD SUSPENSÃO A AR 30mm



13,62Kg

**SP 3253BLE** SUPORTE TRASEIRO LE SUSPENSÃO A AR 22mm

**SP 3253ALD** SUPORTE TRASEIRO LD SUSPENSÃO A AR 22mm

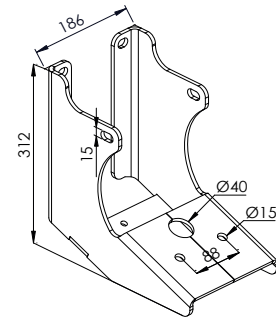


RANDON: 100000187657  
RANDON: 100000187656

16,42Kg

**SP 3292LE** SUPORTE DIANTEIRO LE SUSPENSÃO A AR TAS 30mm

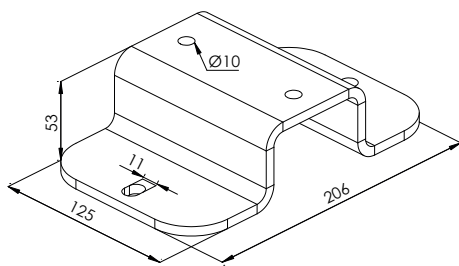
**SP 3292LD** SUPORTE DIANTEIRO LD SUSPENSÃO A AR TAS 30mm



RANDON: 100000206080

3,65Kg

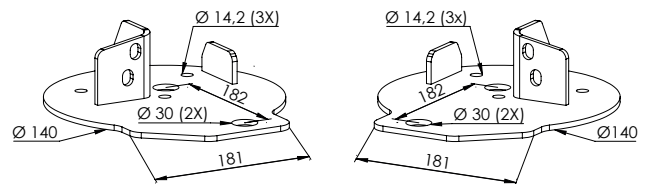
**SP 3293** SUPORTE DIANTEIRO AUXILIAR SUSP. A AR RANDON TAS



RANDON: 100000206071

1,67Kg

**SP 3294** CHAPA FIXAÇÃO DO FOLE SUSP. A AR RANDON TAS

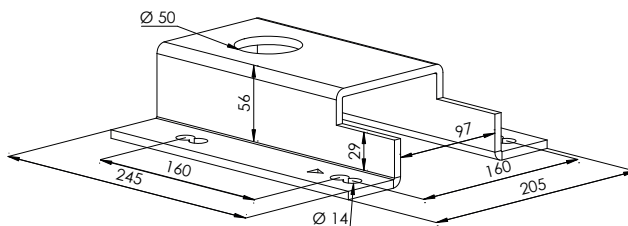


RANDON: 100000178319  
RANDON: 100000178319

4,94Kg

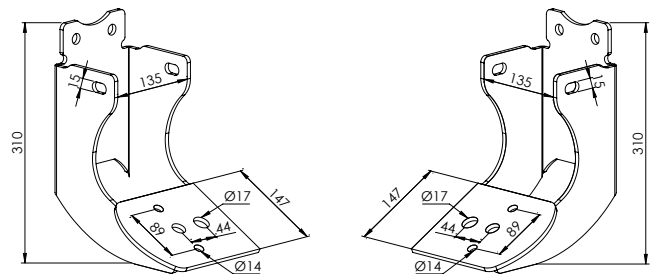
**SP 3295LE** APOIO DO FOLE LE SUSP. A AR RANDON TAS

**SP 3295LD** APOIO DO FOLE LD SUSP. A AR RANDON TAS



5,54Kg

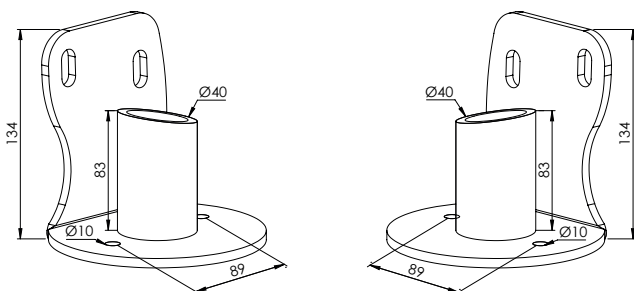
**SP 3296** CHAPA FIXAÇÃO DO FOLE SUSP. A AR RANDON FS250



5,64Kg

**SP 3254LE** SUPORTE DIANTEIRO AUXILIAR

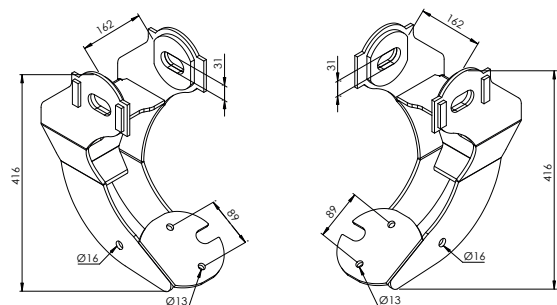
**SP 3254LD** SUPORTE DIANTEIRO AUXILIAR



1,86Kg

**SP 3255LE** SUPORTE AUXILIAR SUPERIOR DIANTEIRO

**SP 3255LD** SUPORTE AUXILIAR SUPERIOR DIANTEIRO

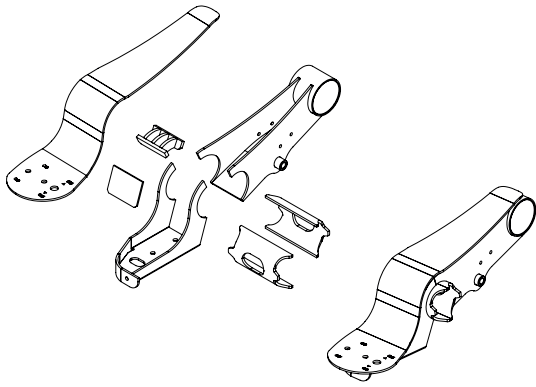


9,20Kg

**SP 3265LE** SUPORTE DIANTEIRO AUXILIAR MODELO ANTIGO

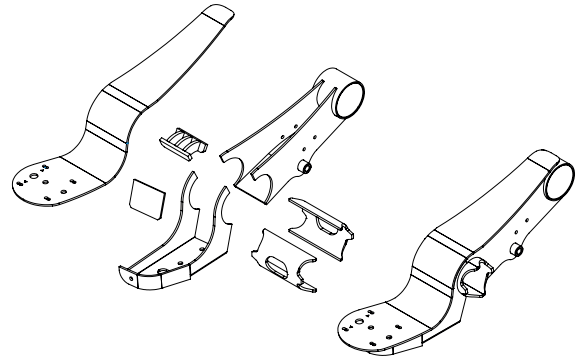
**SP 3265LD** SUPORTE DIANTEIRO AUXILIAR MODELO ANTIGO

# RANDON



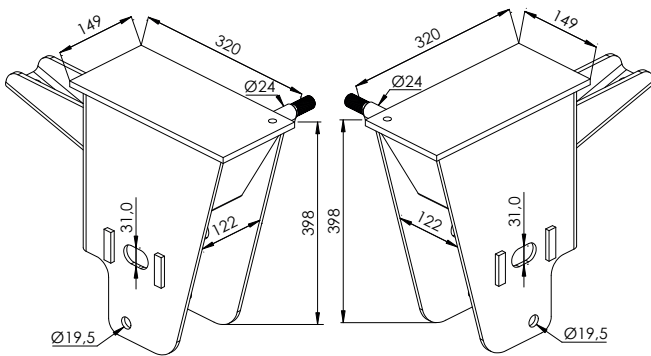
46,75Kg

**SP 3273LE** KIT BRAÇO LE SUSPENSÃO PNEUMÁTICA FS250



46,75Kg

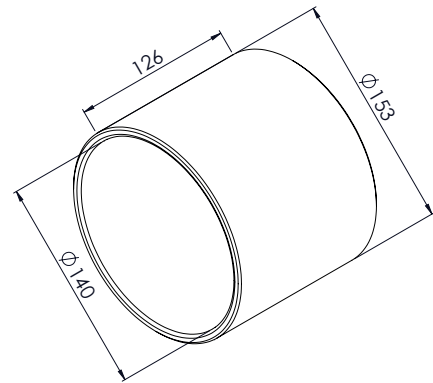
**SP 3273LD** KIT BRAÇO LD SUSPENSÃO PNEUMÁTICA FS250



22,56Kg

**SU 1157LE** SUPORTE FRONTAL LE SUSPENSÃO MOLAZ

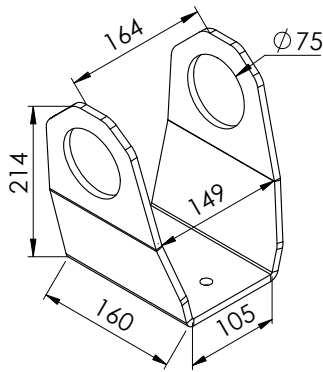
**SU 1157LD** SUPORTE FRONTAL LD SUSPENSÃO MOLAZ



(COPO)

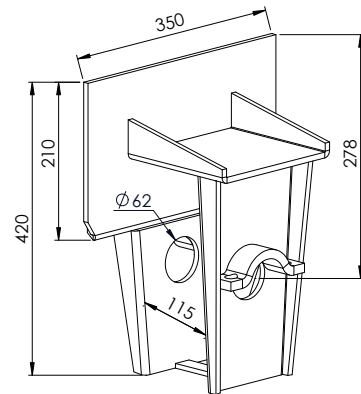
2,92Kg

**SP 3256** LUVA OLHAL DA VIGA



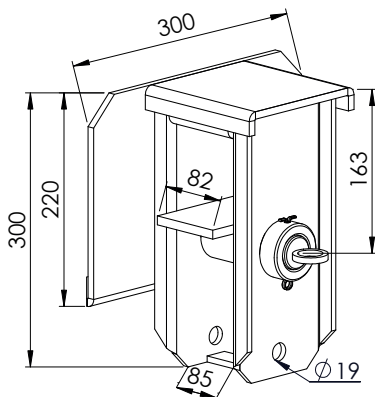
4,02Kg

**SP 3286** MANCAL SUSPENSOR PNEUMÁTICO MOLAZ



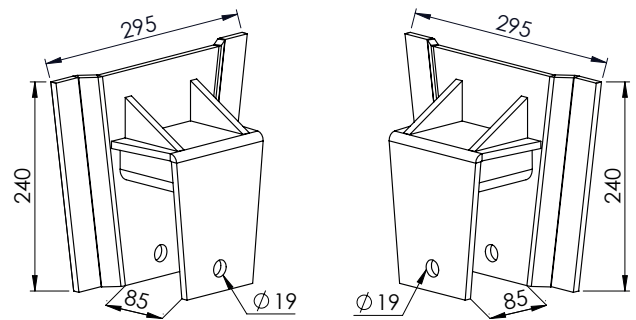
15,72Kg

**RN 0135** SUPORTE CENTRAL TRUCK PINO Ø 60mm



15,95Kg

**RN 0136** SUPORTE TRASEIRO TRUCK

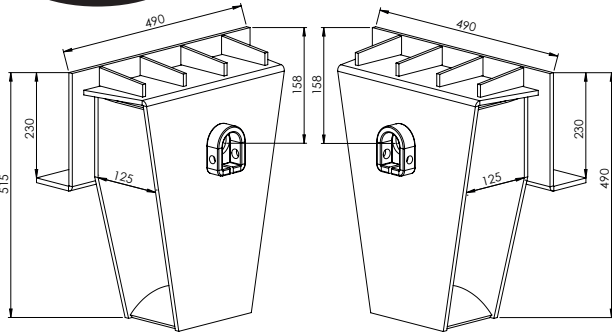


7,44Kg

**RO 0227** SUPORTE TRASEIRO LE TRUCK

**RO 0226** SUPORTE TRASEIRO LD TRUCK

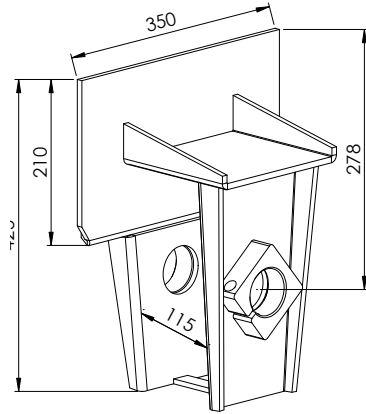
"AS MARCAS E CÓDIGOS CITADOS SÃO UTILIZADOS MERAMENTE COMO REFERÊNCIAS." OS VALORES DOS PESOS SÃO APROXIMADOS.



45,00Kg

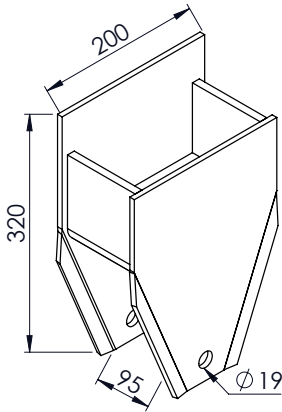
**RN 019912** SUPORTE CENTRAL LE VOLVO PINO Ø 50mm

**RN 01993** SUPORTE CENTRAL LD VOLVO PINO Ø 50mm



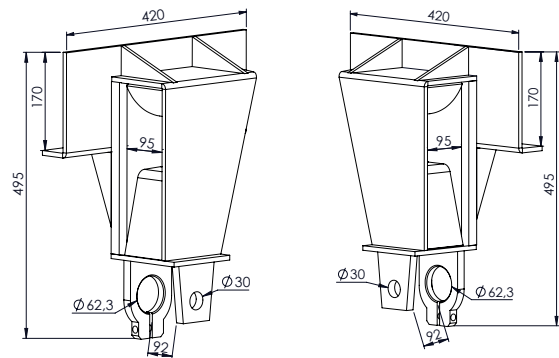
16,65Kg

**RN 0147** SUPORTE CENTRAL MANCAL QUADRADO PINO Ø 60mm



13,50Kg

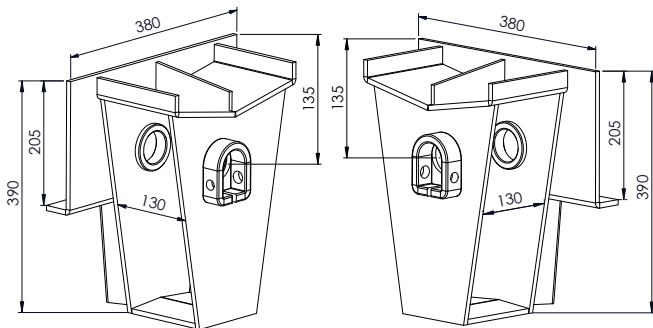
**RN 0144** SUPORTE DIANTEIRO E TRASEIRO CARRETA



22,56Kg

**RN 0149** SUPORTE DIANTEIRO LE TRUKÃO

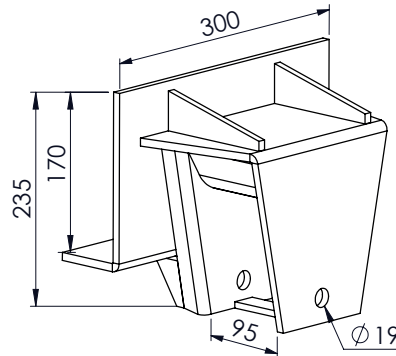
**RN 0169** SUPORTE DIANTEIRO LD TRUKÃO



21,70Kg

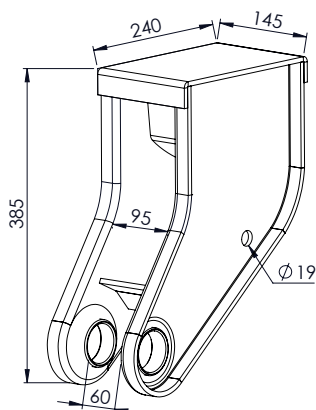
**RN 0150** SUPORTE CENTRAL LE TRUKÃO PINO Ø 50mm

**RN 0132** SUPORTE CENTRAL LD TRUKÃO PINO Ø 50mm



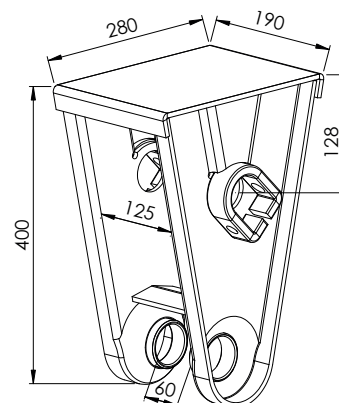
12,24Kg

**RN 0134** SUPORTE TRASEIRO TRUKÃO



18,64Kg

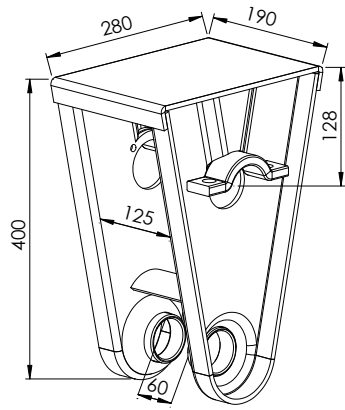
**RN 0173** SUPORTE DIANTEIRO CARRETA



13,40Kg

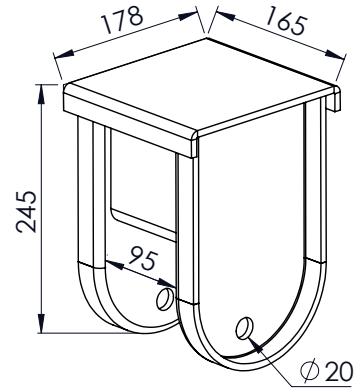
**RN 0171** SUPORTE CENTRAL CARRETA PINO Ø 50mm

# RANDON



13,17Kg

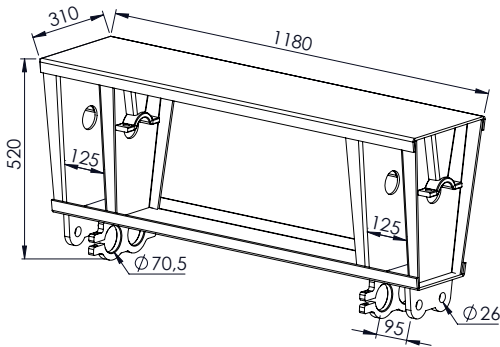
**RN 0171/60** SUPORTE CENTRAL CARRETA PINO Ø 60mm



8,45Kg

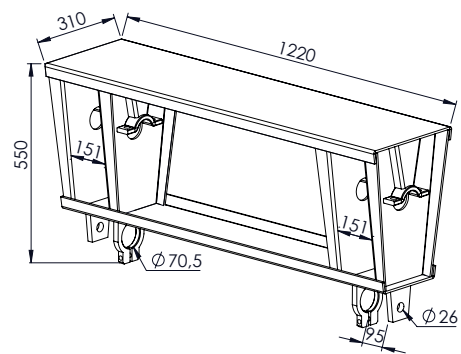
RANDON: 301206175

**RN 0172** SUPORTE TRASEIRO CARRETA



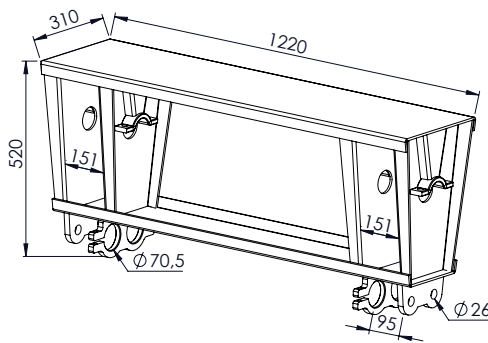
73,18Kg

**RN 0130** SUPORTE CENTRAL SR MODERNO DUPLO PINO Ø 60mm



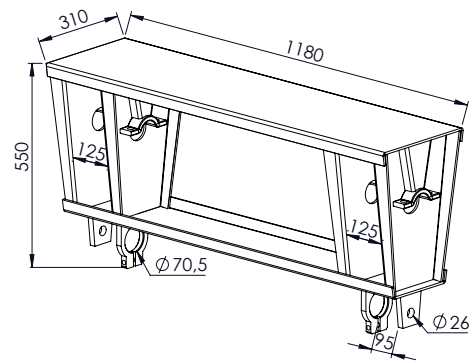
71,02Kg

**RN 01915** SUP. CENTRAL SR ANTIGO SIMPLES PINO Ø 60mm



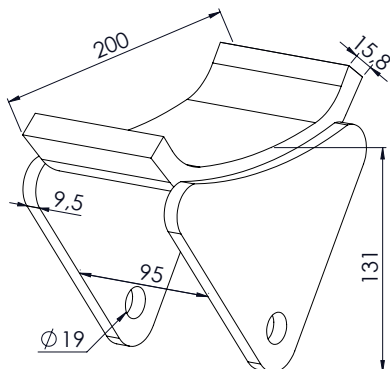
74,32Kg

**RN 019916** SUPORTE CENTRAL SR ANTIGO DUPLO PINO Ø 60mm



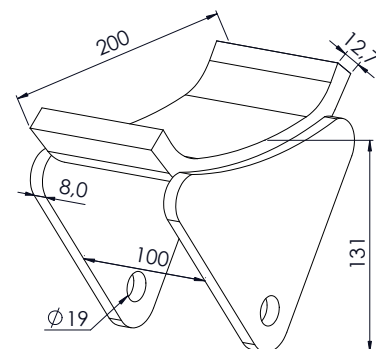
69,76Kg

**RN 019917** SUP. CENTRAL SR MODERNO SIMPLES PINO Ø 60mm



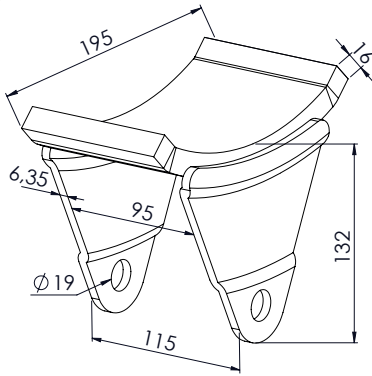
4,73Kg

**SU 1020** DESLIZANTE SR



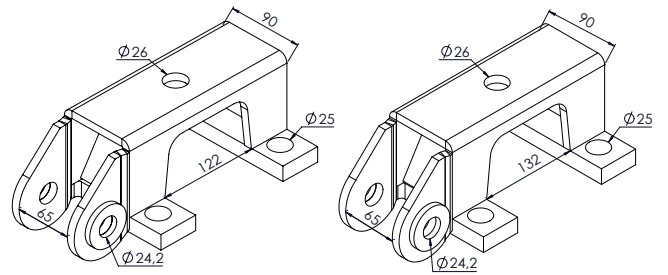
3,96Kg

**SU 1020/FORCE** DESLIZANTE SR FORCE



3,83Kg

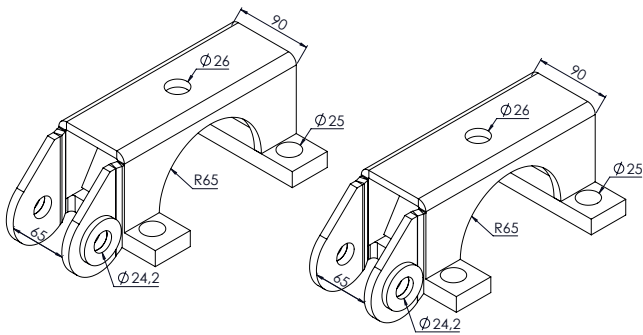
**RN 01975** DESLIZANTE DO SR ESTAMPADO



6,49Kg  
6,57Kg

**SU 1022** SAPATA SR SUPERIOR EIXO 122mm

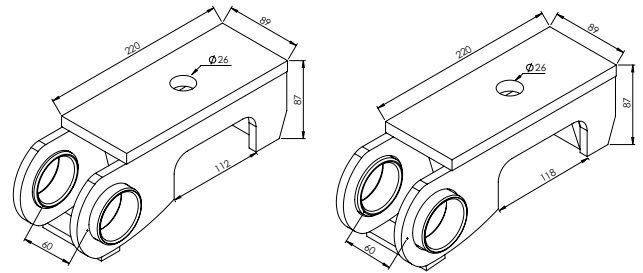
**SU 1022A** SAPATA SR SUPERIOR EIXO 130mm



6,72Kg  
6,60Kg

**SU 1023** SAPATA SR SUPERIOR EIXO Ø 140mm

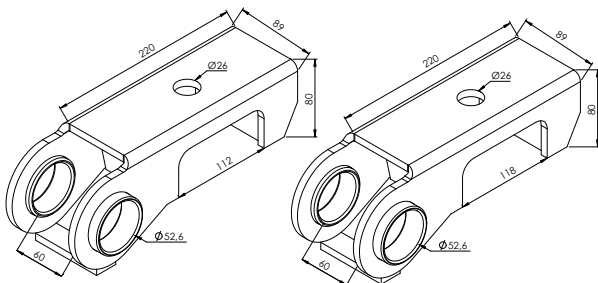
**SU 1023A** SAPATA SR SUPERIOR EIXO Ø 130mm



5,28Kg  
5,32Kg

**RN 0107** SAPATA SOLDADA SUPERIOR CARRETA SL EIXO 112mm

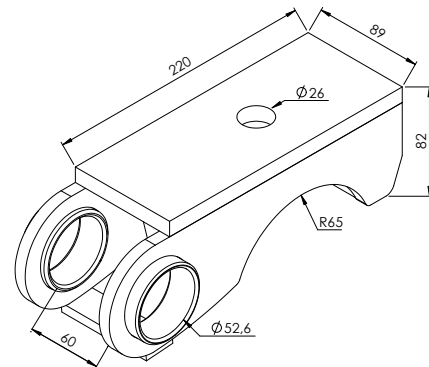
**RN 0107A** SAPATA SOLDADA SUPERIOR CARRETA SL EIXO 118mm



4,02Kg  
4,08Kg

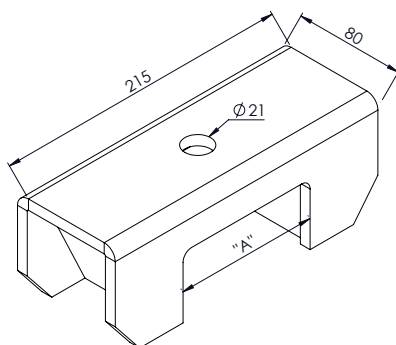
**RN 0108** SAPATA DOBRADA SUPERIOR CARRETA SL EIXO 112mm

**RN 0108A** SAPATA DOBRADA SUPERIOR CARRETA SL EIXO 118mm



5,00Kg

**RN 0108R** SAPATA SOLDADA SUP. CARRETA SL EIXO Ø 130mm

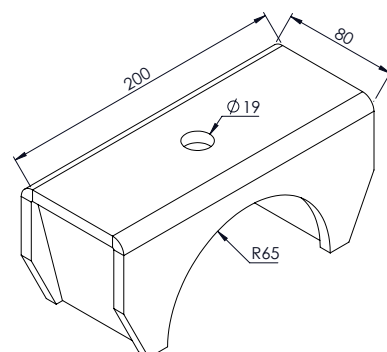


2,87Kg  
2,87Kg  
2,77Kg

**RN 019962** APOIO SUPERIOR TRUCK "A" 104mm

**RN 019963** APOIO SUPERIOR TRUCK "A" 112mm

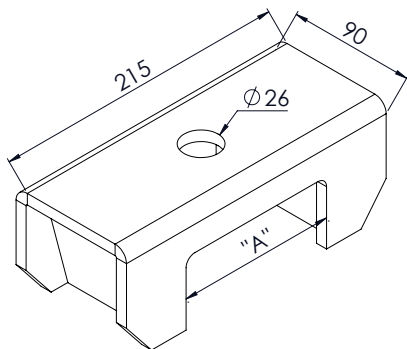
**RN 019964** APOIO SUPERIOR TRUCK "A" 120mm



2,82Kg

**RN 019966** APOIO SUPERIOR TRUCK EIXO Ø 130mm

# RANDON

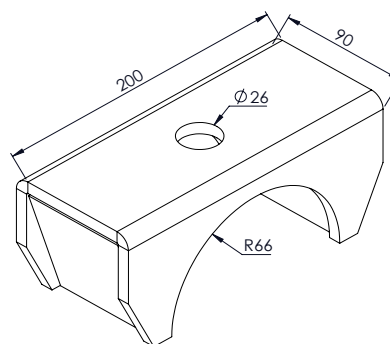


2,85Kg  
2,87Kg  
2,79Kg

**RN 0158** APOIO SUPERIOR CARRETA "A" 112mm

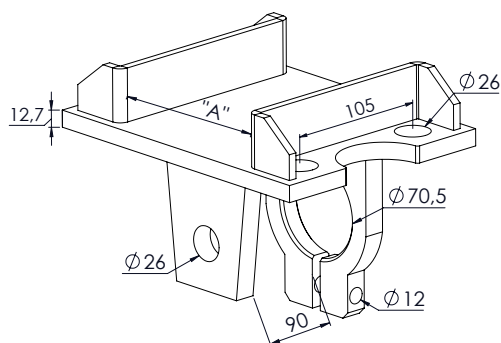
**RN 0158A** APOIO SUPERIOR CARRETA "A" 116mm

**RN 0158B** APOIO SUPERIOR CARRETA "A" 120mm



2,78Kg

**RN 0158R** APOIO SUPERIOR CARRETA EIXO Ø 130mm

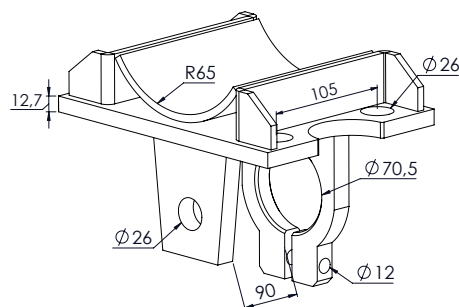


6,52Kg  
6,52Kg  
6,52Kg

**RN 019959** SAPATA INFERIOR TRUCK "A" 104mm

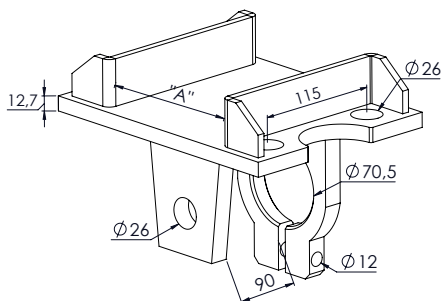
**RN 019960** SAPATA INFERIOR TRUCK "A" 112mm

**RN 019961** SAPATA INFERIOR TRUCK "A" 120mm



7,68Kg

**RN 019965** SAPATA INFERIOR TRUCK EIXO Ø 130mm

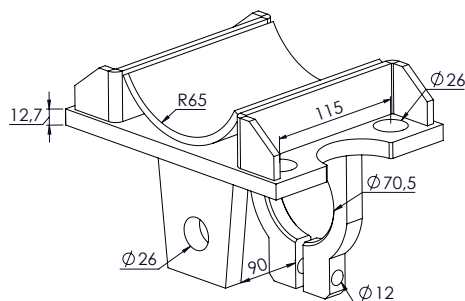


6,26Kg  
6,26Kg  
6,26Kg

**RN 0174** SAPATA INFERIOR CARRETA "A" 104mm

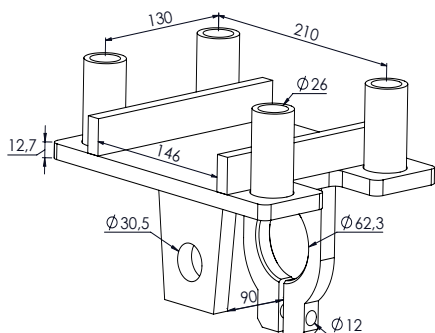
**RN 0175** SAPATA INFERIOR CARRETA "A" 120mm

**RN 0175A** SAPATA INFERIOR CARRETA "A" 112mm



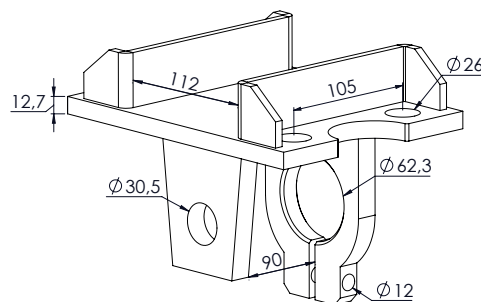
7,37Kg

**RN 0175R** SAPATA INFERIOR CARRETA EIXO Ø 130mm



9,09Kg

**RN 019921** SAPATA TE LS SCANIA EIXO 146mm

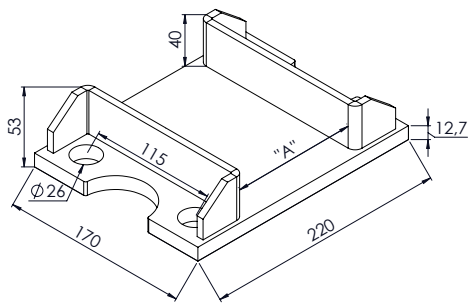


6,45Kg

**RN 019930** SAPATA INFERIOR TRUCK EIXO 112mm

"AS MARCAS E CÓDIGOS CITADOS SÃO UTILIZADOS MERAMENTE COMO REFERÊNCIAS." OS VALORES DOS PESOS SÃO APROXIMADOS.

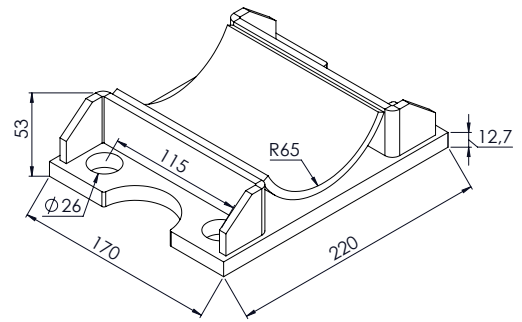




4,27Kg

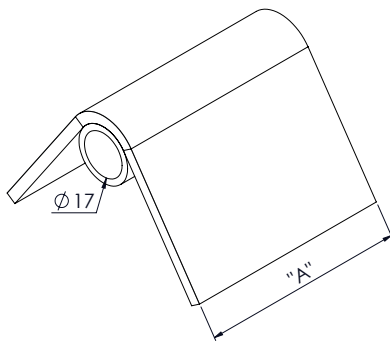
**RN 0159** SAPATA INFERIOR CARRETA "A" 112mm

**RN 0159A** SAPATA INFERIOR CARRETA "A" 118mm



5,38Kg

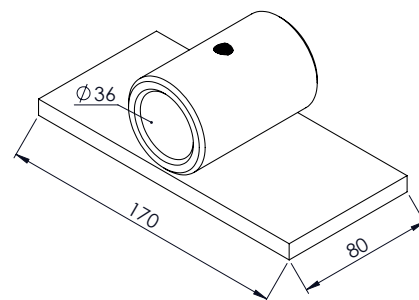
**RN 0159R** SAPATA INFERIOR CARRETA EIXO  $\Phi 130$ mm



0,50Kg  
0,46Kg

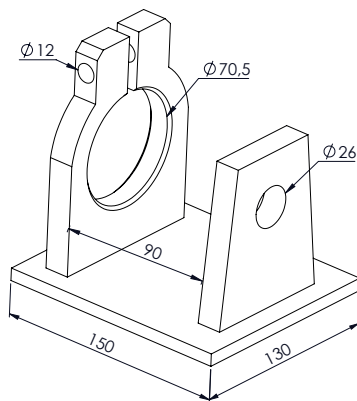
**RN 0192** DESLIZANTE MOLA TRUCK "A" 80mm

**RN 0193** DESLIZANTE MOLA CARRETA "A" 90mm



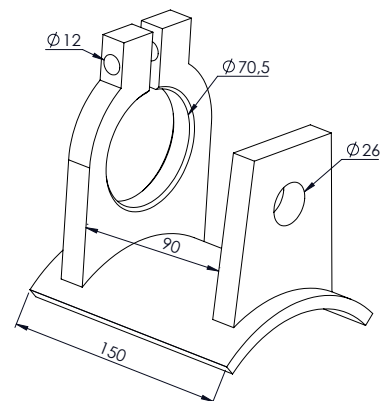
1,71Kg

**RN 0141** DESLIZANTE SUPORTE TRASEIRO



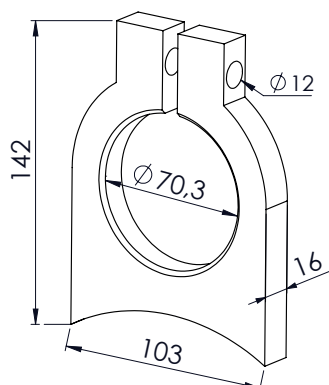
3,18Kg

**RN 0112** MANCAL TENSOR COM BASE RETA



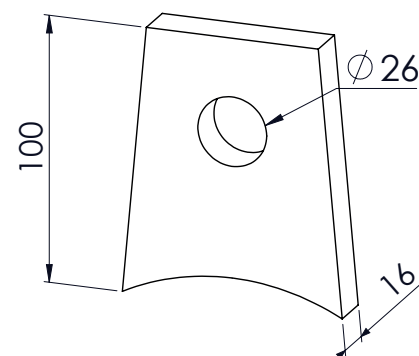
3,01Kg

**RN 0151** MANCAL TENSOR COM BASE CURVA



0,93Kg

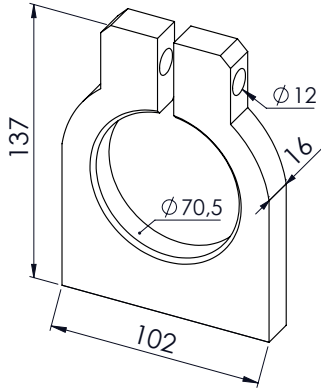
**RN 0152** MANCAL EXTERNO TENSOR CURVO



0,77Kg

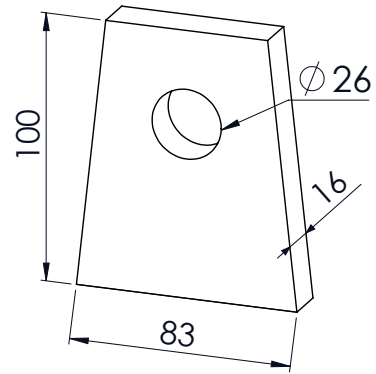
**RN 0153** MANCAL INTERNO TENSOR CURVO

# RANDON



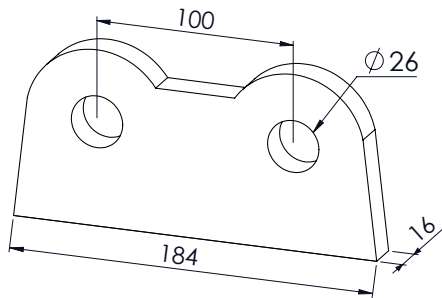
0,98Kg

**RN 0111** MANCAL EXTERNO TENSOR RETO



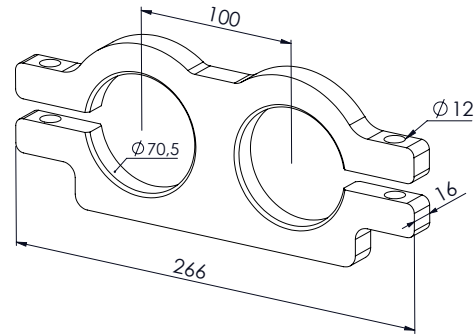
0,91Kg

**RN 0110** MANCAL INTERNO TENSOR RETO



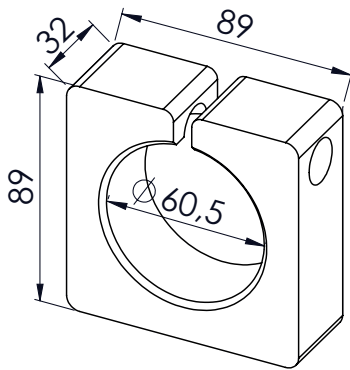
1,66Kg

**RN 0118** MANCAL INTERNO DUPLO TENSOR



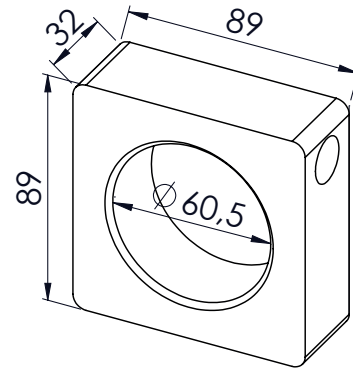
1,88Kg

**RN 0119** MANCAL EXTERNO DUPLO TENSOR



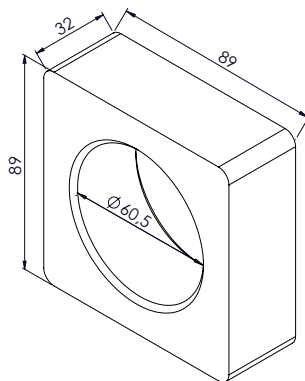
1,09Kg

**RN 0114** MANCAL INTERNO BALANÇA Ø 60mm



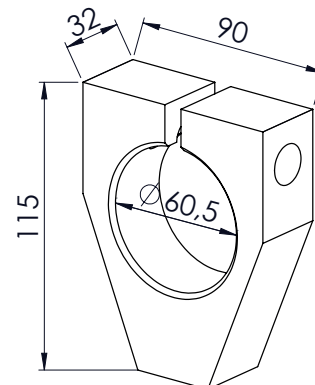
1,12Kg

**RN 0115** MANCAL INTERNO BALANÇA Ø 60mm (FECHADO)



1,24Kg

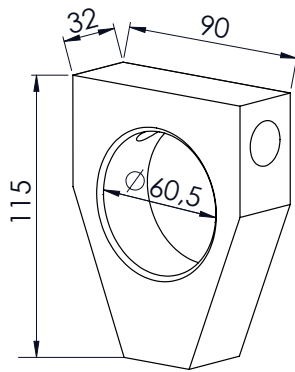
**RN 0196** MANCAL BALANÇA Ø 60mm (SEM TRAVA)



1,20Kg

**RN 0116** MANCAL EXTERNO BALANÇA Ø 60mm (CAPELA)

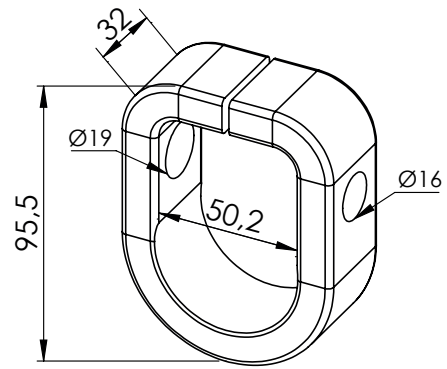
"AS MARCAS E CÓDIGOS CITADOS SÃO UTILIZADOS MERAMENTE COMO REFERÊNCIAS." OS VALORES DOS PESOS SÃO APROXIMADOS.



(FECHADO)

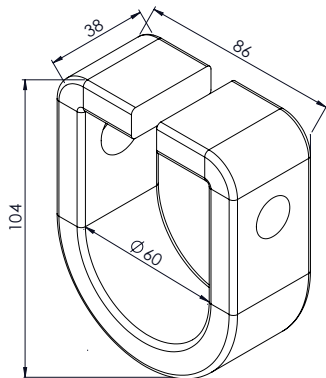
1,30Kg

**RN 0117** MANCAL EXTERNO BALANÇA Ø 60mm



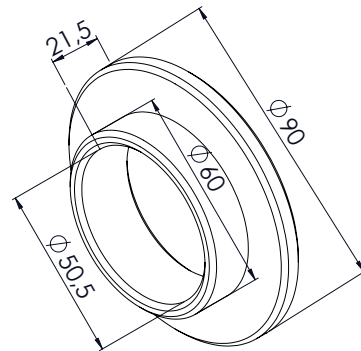
0,66Kg

**RN 0154** MANCAL SUPORTE CENTRAL Ø 50,2mm



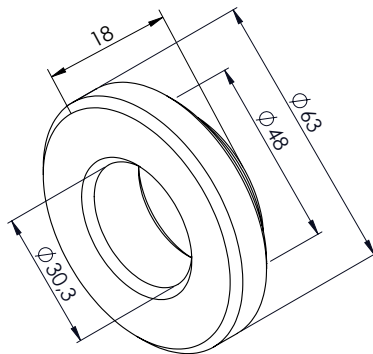
0,98Kg

**RN 0180** MANCAL SUPORTE CENTRAL CARRETA Ø 60mm



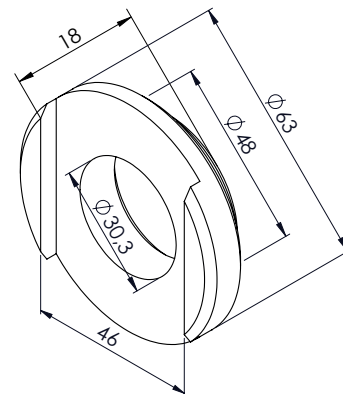
0,31Kg

**RN 01919** MANCAL PINO SUPORTE TE LS Ø 50mm



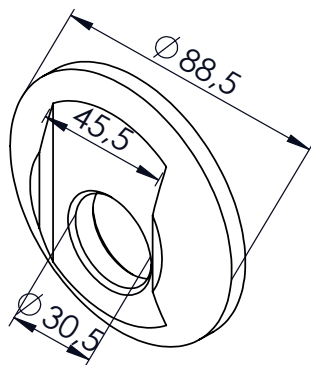
0,26Kg

**RN 01922ME** MANCAL EXTERNO SUPORTE SR 2007



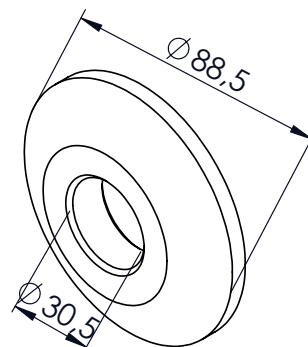
0,19Kg

**RN 01922MI** MANCAL INTERNO SUPORTE SR 2007



0,91Kg

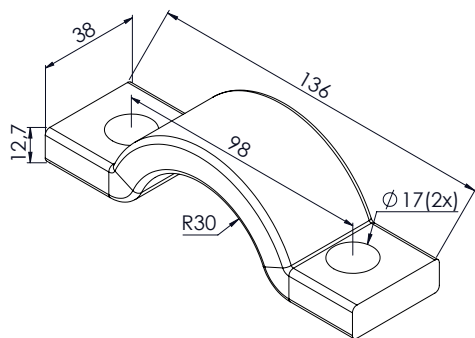
**SP 3258** ARRUELA EXCÊNTRICA DA SUSPENSÃO A AR



0,98Kg

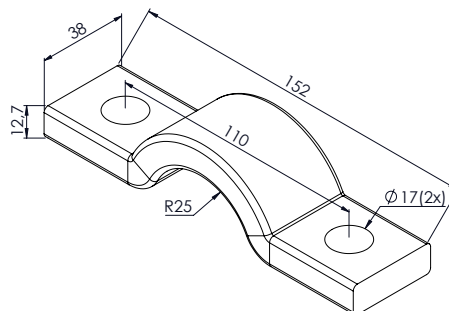
**SP 3259** ARRUELA LISA DA SUSPENSÃO A AR

# RANDON



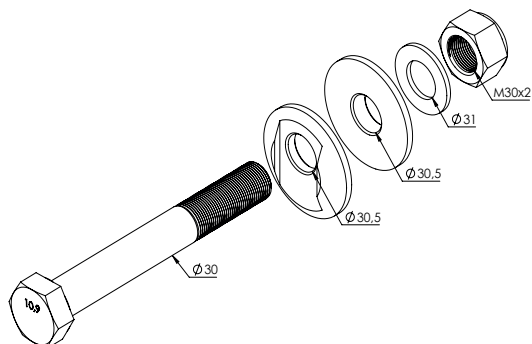
0,57Kg

**RN 0109** SEMI MANCAL PINO Ø 60mm



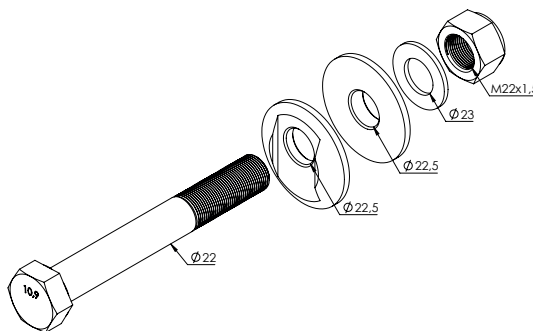
0,60Kg

**RN 0155** SEMI MANCAL PINO Ø 50mm



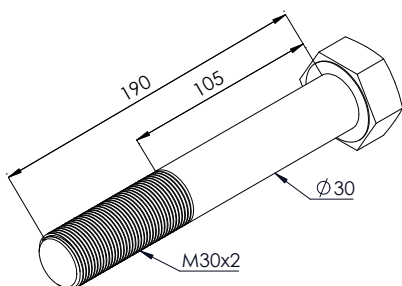
2,63Kg

**SP 3257** KIT ALINHAMENTO SUSP. PNEUMÁTICA FS250 Ø 30mm



2,05Kg

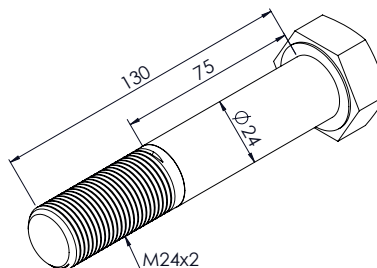
**SP 3257A** KIT ALINHAMENTO SUSP. PNEUMÁTICA FS250 Ø 22mm



1,48Kg  
1,28Kg

**RN 019924** PINO BALANÇA SR 2007 (COM PORCA)

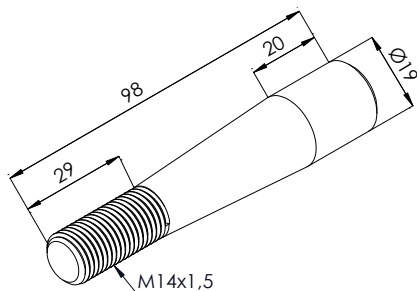
**RN 019924A** PINO BALANÇA SR 2007 (SEM PORCA)



0,57Kg  
0,67Kg

**TE 1315** PINO TENSOR SR 2000 (SEM PORCA)

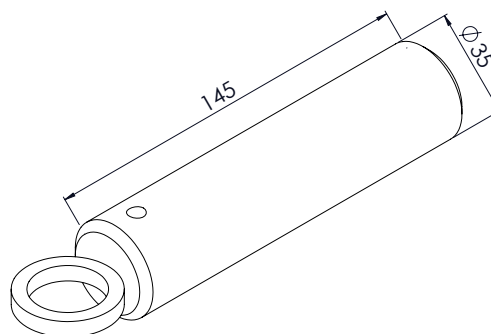
**TE 1315A** PINO TENSOR SR 2000 (COM PORCA)



0,16Kg  
0,18Kg

**RN 0161** PINO CÔNICO

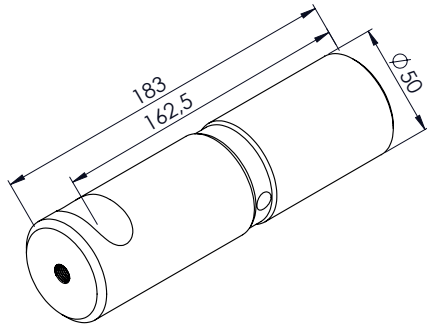
**RN 0161A** PINO CÔNICO (COM PORCA)



1,14Kg

**RN 0140** PINO DESLIZANTE DO SUPORTE TRASEIRO Ø 35mm

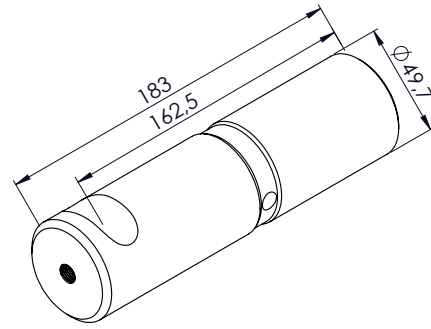
"AS MARCAS E CÓDIGOS CITADOS SÃO UTILIZADOS MERAMENTE COMO REFERÊNCIAS." OS VALORES DOS PESOS SÃO APROXIMADOS.



2,72Kg

**RN 0194** PINO BALANÇA Ø 50mm

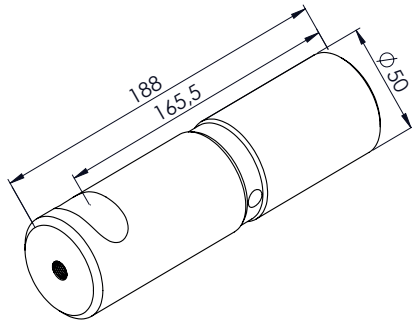
**RN 0194C** PINO BALANÇA (TEMPERADO) Ø 50mm



2,72Kg

**RN 0194R** PINO BALANÇA Ø 49,7mm

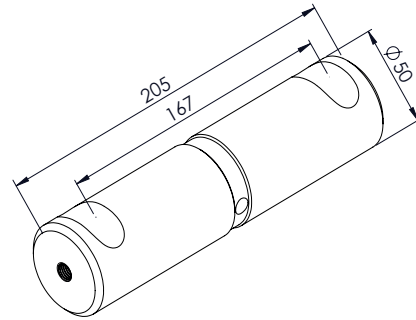
**RN 0194B** PINO BALANÇA (TEMPERADO) Ø 49,7mm



2,75Kg

**GR 0414** PINO BALANÇA Ø 50mm

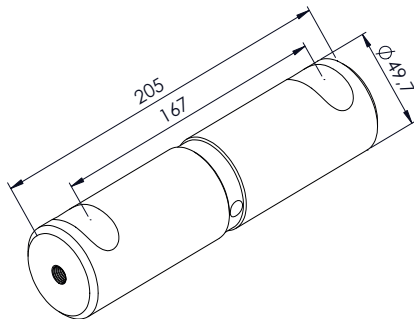
**GR 0414C** PINO BALANÇA (TEMPERADO) Ø 50mm



3,05Kg

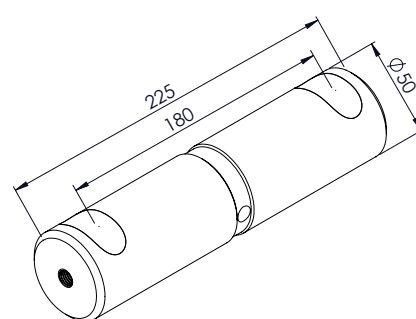
**RN 0185** PINO BALANÇA Ø 50mm

**RN 0185C** PINO BALANÇA (TEMPERADO) Ø 50mm



3,05Kg

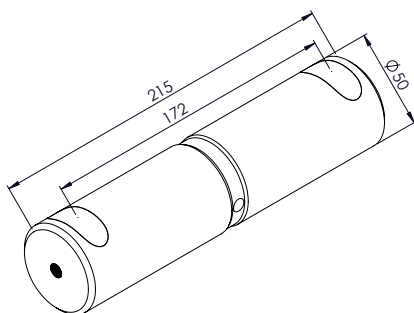
**RN 0185R** PINO BALANÇA (TEMPERADO) Ø 49,7mm



3,32Kg

**RO 0211** PINO BALANÇA Ø 50mm

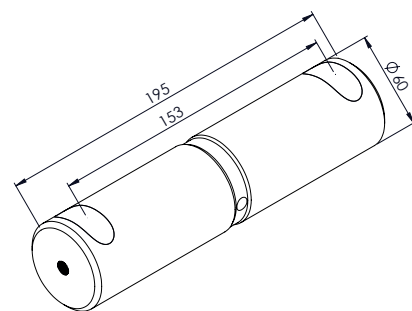
**RO 0211C** PINO BALANÇA (TEMPERADO) Ø 50mm



3,17Kg

**RO 0212** PINO BALANÇA Ø 50mm

**RO 0212C** PINO BALANÇA (TEMPERADO) Ø 50mm

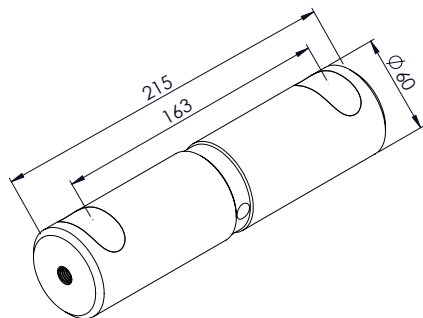


4,20Kg

**RN 0125** PINO BALANÇA Ø 60mm

**RN 0125C** PINO BALANÇA (TEMPERADO) Ø 60mm

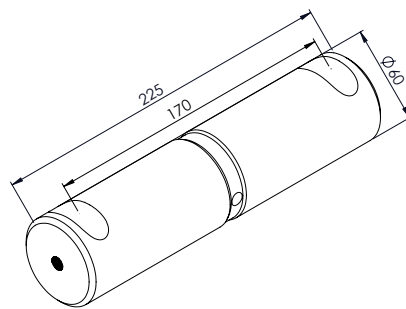
# RANDON



4,60Kg

**RN 0165** PINO BALANÇA Ø 60mm

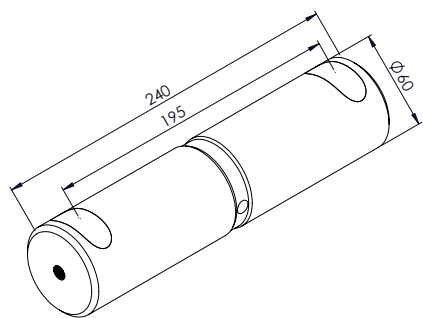
**RN 0165C** PINO BALANÇA (TEMPERADO) Ø 60mm



4,82Kg

**RN 0123** PINO BALANÇA Ø 60mm

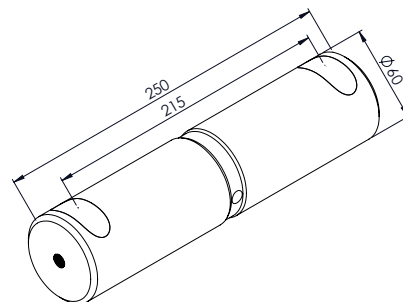
**RN 0123C** PINO BALANÇA (TEMPERADO) Ø 60mm



5,18Kg

**RN 0120** PINO BALANÇA Ø 60mm

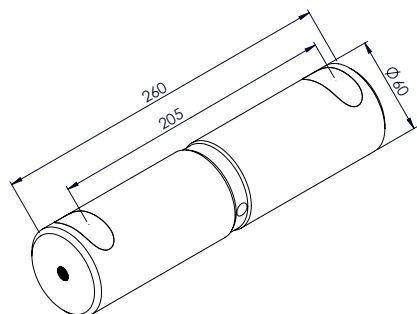
**RN 0120C** PINO BALANÇA (TEMPERADO) Ø 60mm



5,40Kg

**RN 0121** PINO BALANÇA Ø 60mm

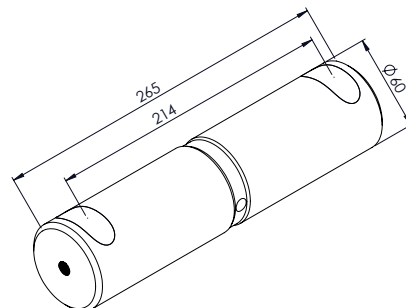
**RN 0121C** PINO BALANÇA (TEMPERADO) Ø 60mm



5,61Kg

**RN 0126** PINO BALANÇA Ø 60mm

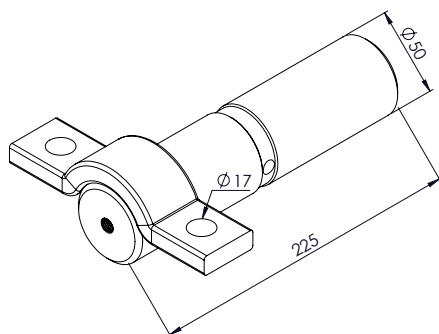
**RN 0126C** PINO BALANÇA (TEMPERADO) Ø 60mm



5,63Kg

**RN 0122** PINO BALANÇA Ø 60mm

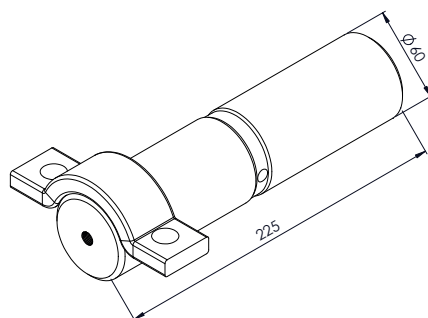
**RN 0122C** PINO BALANÇA (TEMPERADO) Ø 60mm



3,90Kg

**RN 0168** PINO BALANÇA C/ MANCAL Ø 50mm

**RN 0168C** PINO BALANÇA C/ MANCAL (TEMPERADO) Ø 50mm

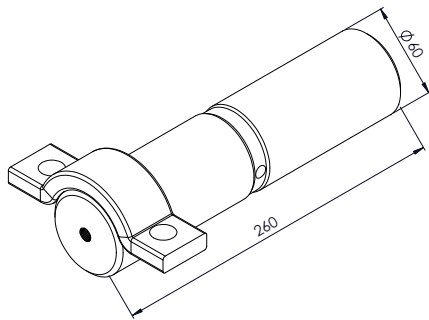


5,40Kg

**RN 0166** PINO BALANÇA C/ MANCAL Ø 60mm

**RN 0166C** PINO BALANÇA C/ MANCAL (TEMPERADO) Ø 60mm

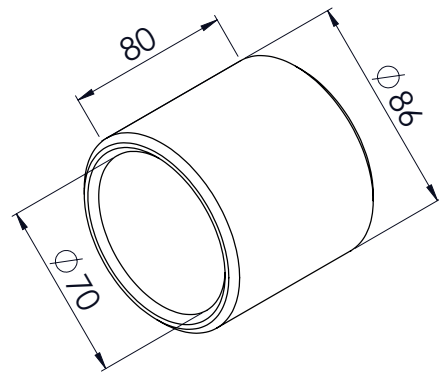
"AS MARCAS E CÓDIGOS CITADOS SÃO UTILIZADOS MERAMENTE COMO REFERÊNCIAS." OS VALORES DOS PESOS SÃO APROXIMADOS.



6,20Kg

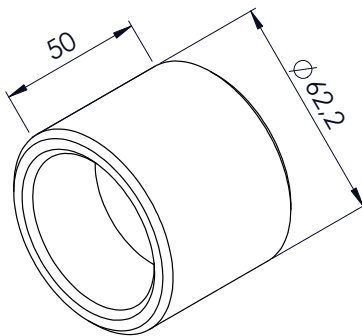
**RN 0164** PINO BALANÇA C/ MANCAL Ø 60mm

**RN 0164C** PINO BALANÇA C/ MANCAL (TEMPERADO) Ø 60mm



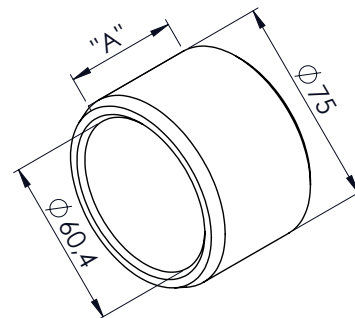
1,19Kg

**TE 1301** OLHAL DO TENSOR RANDON



0,62Kg

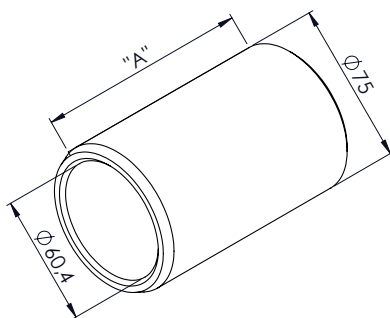
**TE 1303** OLHAL TENSOR RANDON CÔNICO



0,60Kg  
0,71Kg

**RN 0113** BUCHA INTERNA BALANÇA (CEMENTADA) "A" 50mm

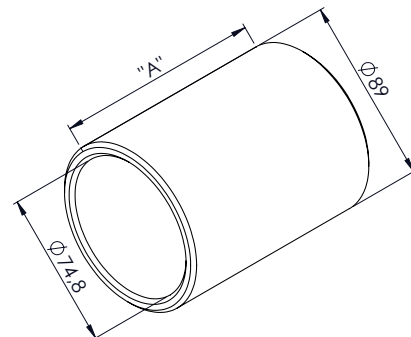
**RN 0167** BUCHA INTERNA BALANÇA (CEMENTADA) "A" 60mm



1,31Kg  
1,41Kg

**RN 0138** BUCHA INTERNA BALANÇA (CEMENTADA) "A" 120mm

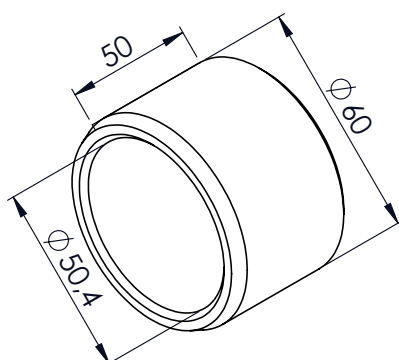
**RN 0138A** BUCHA INTERNA BALANÇA (CEMENTADA) "A" 110mm



1,70Kg  
1,66Kg

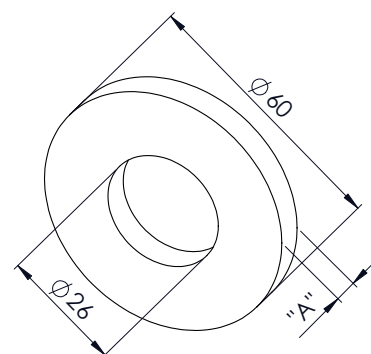
**RN 01991** BUCHA EXTERNA BALANÇA "A" 120mm

**RN 01992** BUCHA EXTERNA BALANÇA "A" 110mm



0,31Kg

**RO 0208** BUCHA INTERNA BALANÇA (CEMENTADA) 50mm

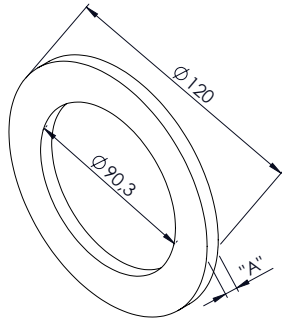


0,17Kg  
0,07Kg

**RN 0195** ARRUELA PINO TENSOR REFORÇADA ("A" 5/16")

**RN 0195B** ARRUELA PINO TENSOR 24 X 50 X ("A" 1/4")

# RANDON

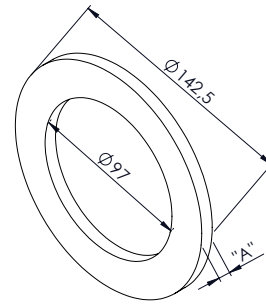


0,18Kg  
0,31Kg  
0,36Kg

**RN 0162** ARRUELA DE ENCOSTO BALANÇA ("A" 3/16")

**RN 0162A** ARRUELA DE ENCOSTO BALANÇA ("A" 5/16")

**RN 0162B** ARRUELA DE ENCOSTO BALANÇA ("A" 3/8")



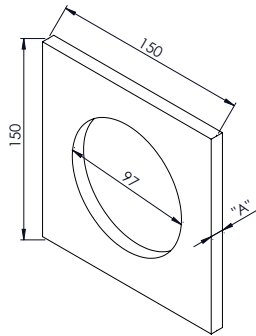
0,42Kg  
0,53Kg  
0,32Kg  
0,63Kg

**RN 0163** ARRUELA DE ENCOSTO EXTERNO BALANÇA ("A" 1/4")

**RN 0163A** ARRUELA DE ENCOSTO EXTERNO BALANÇA ("A" 5/16")

**RN 0163B** ARRUELA DE ENCOSTO EXTERNO BALANÇA ("A" 3/16")

**RN 0163C** ARRUELA DE ENCOSTO EXTERNO BALANÇA ("A" 3/8")

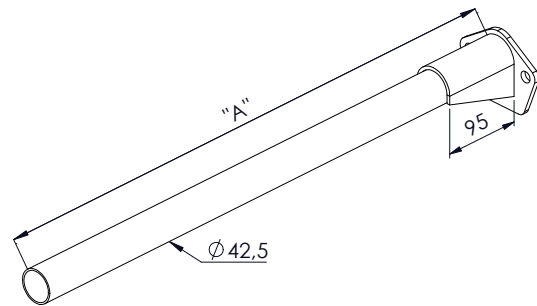


0,56Kg  
0,75Kg  
0,94Kg

**RN 019971** ARRUELA QUADRADA DA BALANÇA ("A" 3/16")

**RN 019972** ARRUELA QUADRADA DA BALANÇA ("A" 1/4")

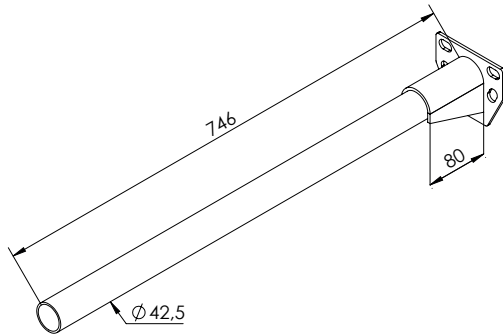
**RN 019973** ARRUELA QUADRADA DA BALANÇA ("A" 5/16")



2,21Kg  
2,39Kg

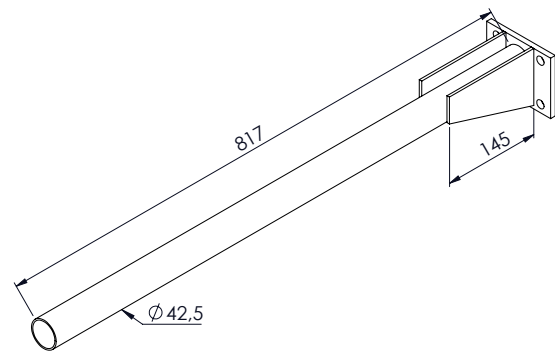
**SU 1060** SUPORTE PARA-LAMA "A" 717mm

**SU 1060A** SUPORTE PARA-LAMA "A" 800mm



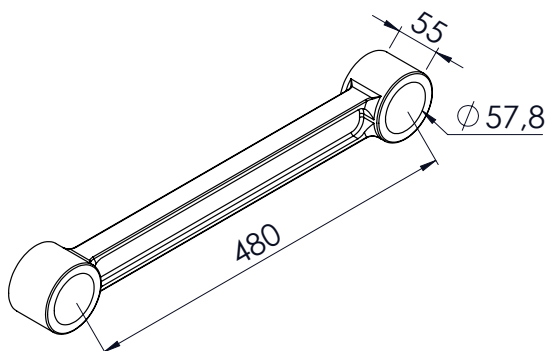
2,30Kg

**SU 1130** SUPORTE PARA-LAMA UNIVERSAL 746mm



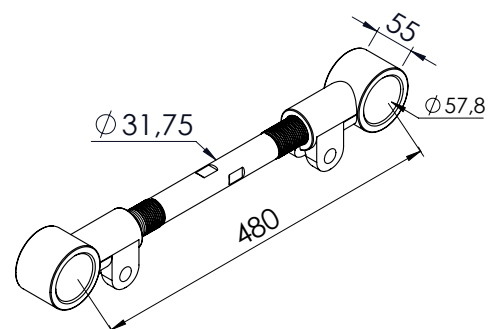
3,15Kg

**RN 0183** SUPORTE PARA-LAMA SCANIA 112



3,69Kg

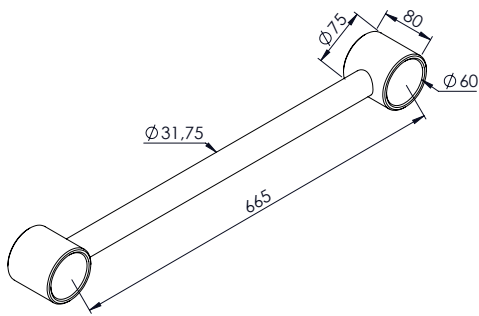
**SU 1025** TENSOR FIXO SR 2000 COM 480mm



5,88Kg

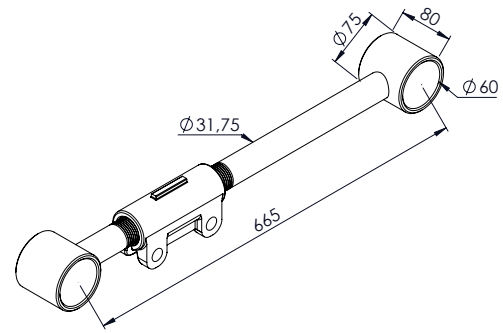
**SU 1026** TENSOR REGULÁVEL 1.1/4" COM 480mm





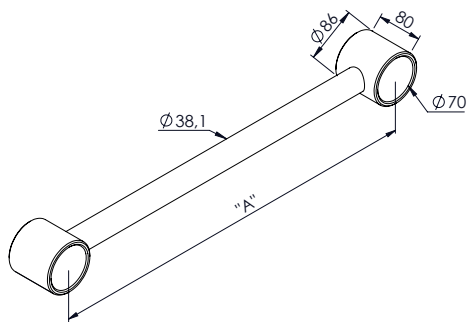
5,83Kg

**RN 019931** TENSOR FIXO 1.1/4" COM 665mm



7,21Kg

**RN 019932** TENSOR REGULÁVEL 1.1/4" COM 665mm



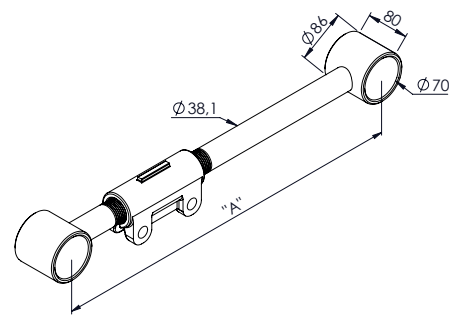
7,53Kg  
8,35Kg  
7,00Kg  
7,35Kg

**RN 019951** TENSOR FIXO 1.1/2" "A" 650mm

**RN 019952** TENSOR FIXO 1.1/2" "A" 740mm

**RN 019953** TENSOR FIXO 1.1/2" "A" 580mm

**RN 019954** TENSOR FIXO 1.1/2" "A" 630mm



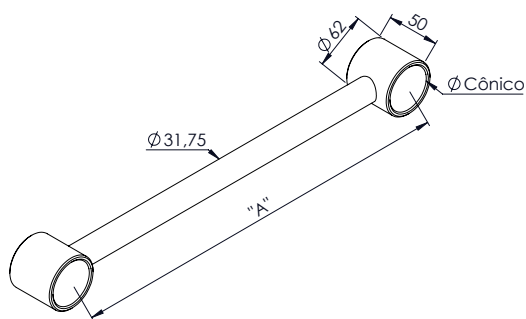
9,20Kg  
10,05Kg  
8,74Kg  
9,02Kg

**RN 019955** TENSOR REGULÁVEL 1.1/2" "A" 650mm

**RN 019956** TENSOR REGULÁVEL 1.1/2" "A" 740mm

**RN 019957** TENSOR REGULÁVEL 1.1/2" "A" 580mm

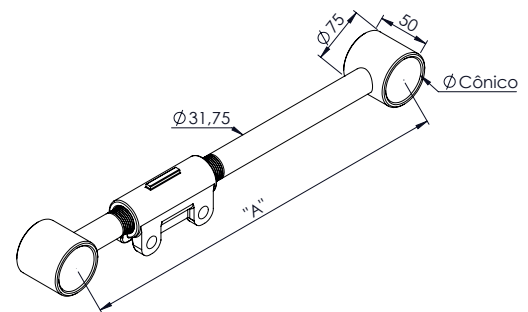
**RN 019958** TENSOR REGULÁVEL 1.1/2" "A" 630mm



3,69Kg  
4,01Kg

**RN 019967** TENSOR FIXO BUCHA CÔNICA 1.1/4" "A" 480mm

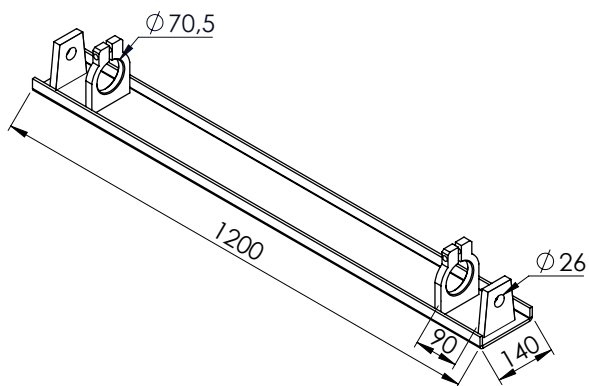
**RN 019968** TENSOR FIXO BUCHA CÔNICA 1.1/4" "A" 530mm



5,29Kg  
5,61Kg

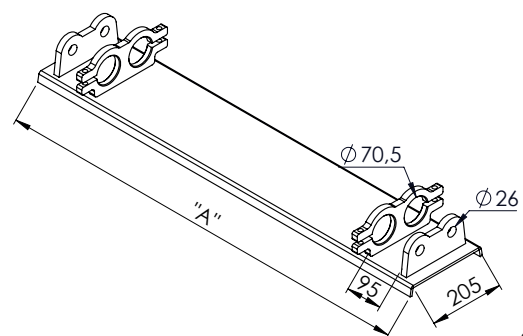
**RN 019969** TE. REGULÁVEL BUCHA CÔNICA 1.1/4" "A" 480mm

**RN 019970** TE. REGULÁVEL BUCHA CÔNICA 1.1/4" "A" 530mm



14,38Kg

**RN 0156** TRAVESSA DA LIGAÇÃO TRUCK Ø 70,5 / 1200mm

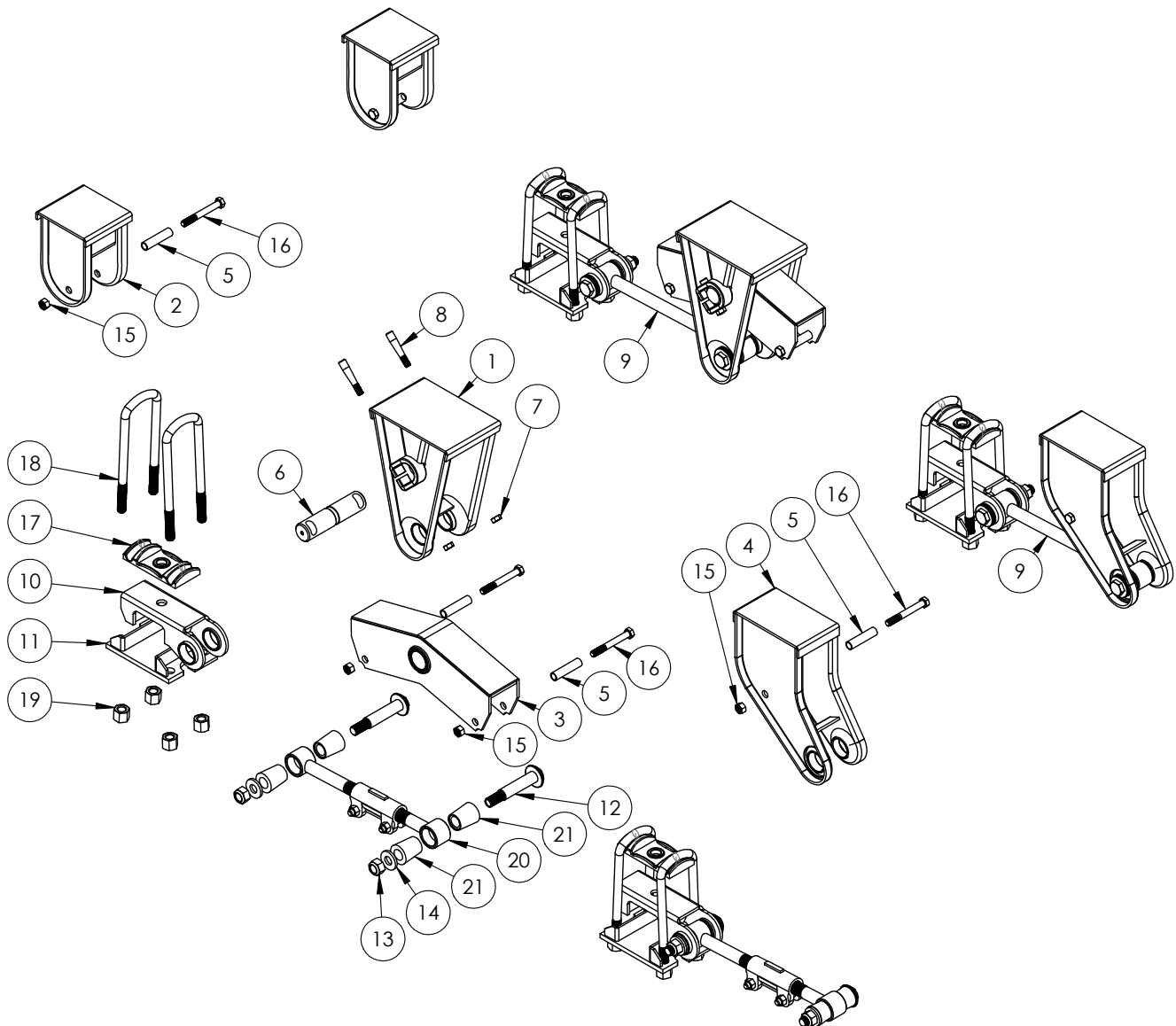


22,58Kg  
22,19Kg

**RN 0157** TRAVESSA DA LIGAÇÃO CARRETA (ANTIGA "A" 1185mm)

**RN 0157M** TRAV. DA LIGAÇÃO CARRETA (MODERNA "A" 1155mm)



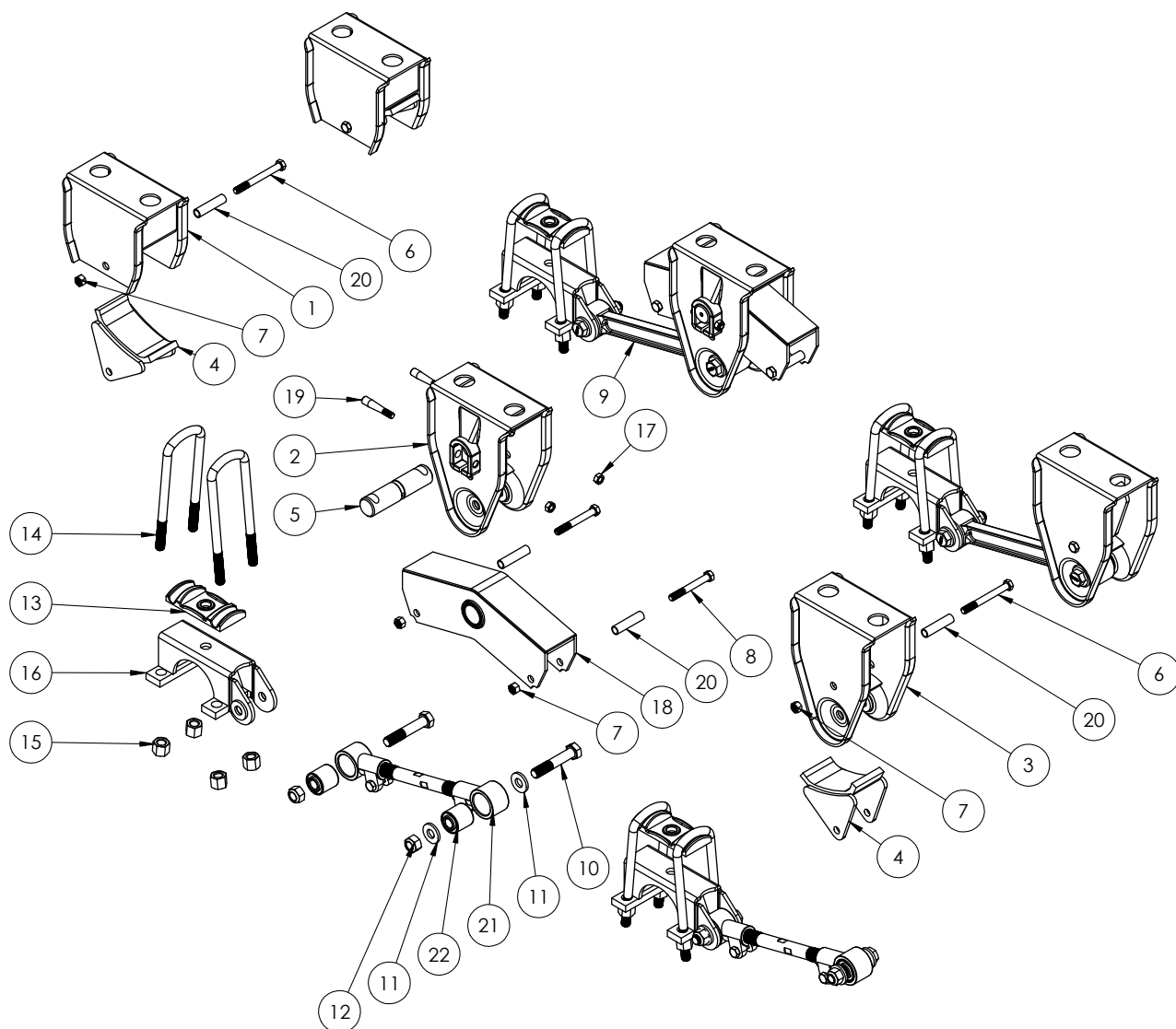


## SUSPENSÃO SEMIRREBOQUE RANDON SUPER LEVE



NÚMERO	CÓDIGO	DESCRIÇÃO
1	RN 0171	SUPORTE CENTRAL
2	RN 0172	SUPORTE TRASEIRO
3	RN 0103	BALANÇA
4	RN 0173	SUPORTE DIANTEIRO
5	DV 1791	ESPAÇADOR DA AGULHA
6	RN 0185C	PINO BALANÇA (TEMPERADO)
7	PO 2013	PO. SX. M14 X 1,50 (MB)
8	RN 0161	PINO CÔNICO
9	RN 019967	TENSOR FIXO 480mm
10	RN 0108	SAPATA DO EIXO DOBRADA
11	RN 0159	SAPATA INFERIOR 112mm

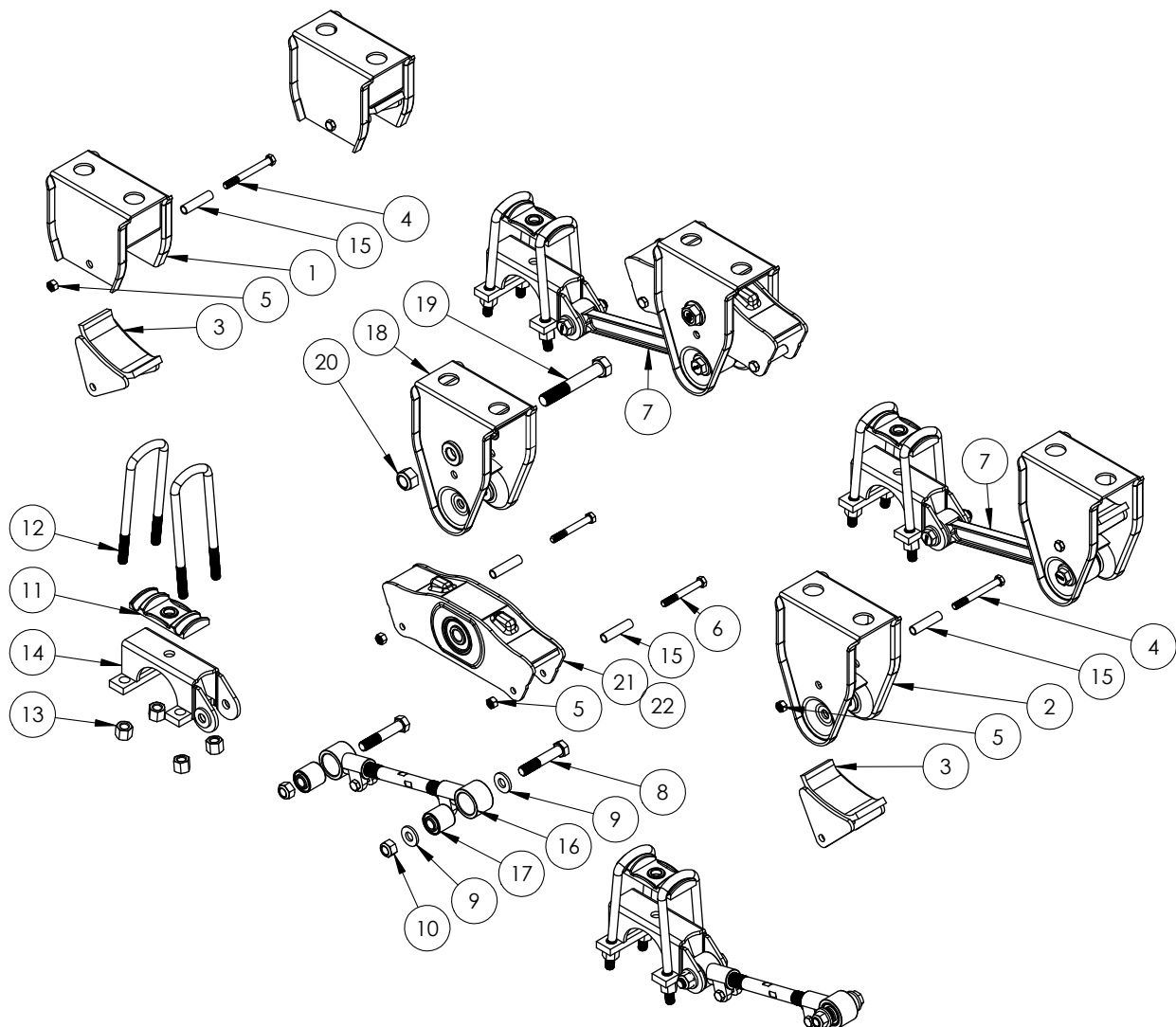
NÚMERO	CÓDIGO	DESCRIÇÃO
12	TE 1314	PINO TENSOR
13	PO 2022	PO SX. M24 X 2 (MB) NYB ZB
14	RN 0195	ARRUELA
15	PO 2005	PO. SX. 5/8" UNC NYB ZB
16	PF 1008	PF. SX. 5/8" UNC RP X 5"
17	DV 1492	GUIA DE GRAMPO
18	GP 7892360	GRAMPO 7/8" x 92 x 360mm
19	PO 2007	PO. SX. 7/8" UNF DPL
20	RN 019969	TENSOR REGULÁVEL 480mm
21	BU 1207	BUCHA



## SUSPENSÃO SEMIRREBOQUE 2000 RANDON

NÚMERO	CÓDIGO	DESCRIÇÃO
1	SU 1019	SUPORTE TRASEIRO
2	SU 1018	SUPORTE CENTRAL
3	SU 1017	SUPORTE DIANTEIRO
4	SU 1020	DESLIZANTE
5	RN 0185C	PINO BALANÇA (TEMPERADO)
6	PF 1009	PF. SX. 5/8" UNC RP X 6"
7	PO 2005	PO. SX. 5/8" UNC NYB ZB
8	PF 1008	PF. SX. 5/8" UNC RP X 5"
9	SU 1025	TENSOR FIXO 480mm
10	TE 1315	PINO TENSOR
11	RN 0195	ARRUELA

NÚMERO	CÓDIGO	DESCRIÇÃO
12	PO 2022	PO. SX. M24 X 2 (MB) NYB ZB
13	DV 1492	GUIA DE GRAMPO
14	GP 7892360	GRAMPO 7/8" x 92 x 360mm
15	PO 2007	PO. SX. 7/8" UNF DPL
16	SU 1023A	SAPATA SUPERIOR
17	PO 2013	PO. SX. M14 X 1,50 (MB)
18	RN 0103	BALANÇA
19	RN 0161	PINO CÔNICO
20	DV 1791	ESPAÇADOR DA AGULHA
21	SU 1026	TENSOR REGULÁVEL 480mm
22	BU 1209	BUCHA

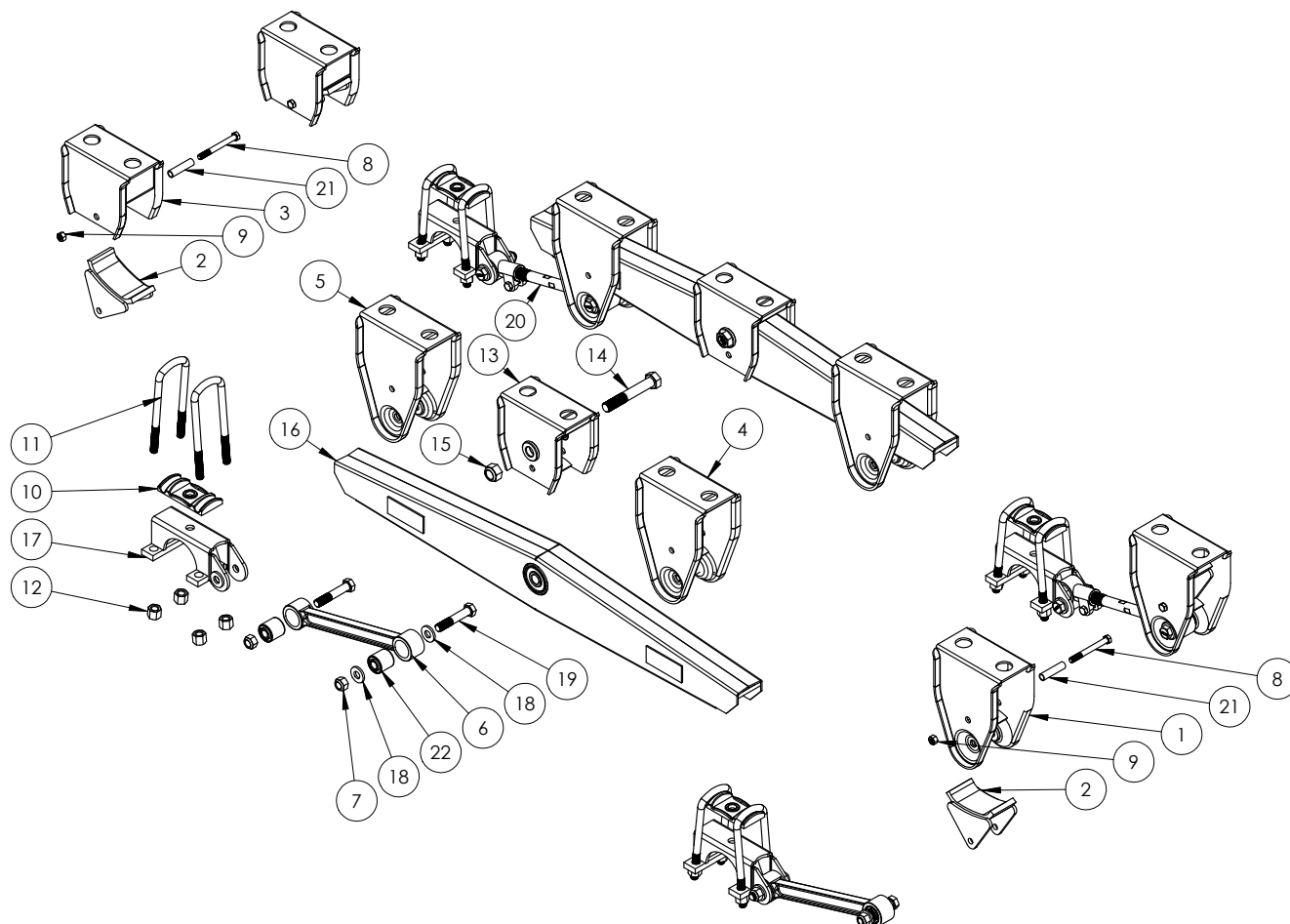


## SUSPENSÃO SEMIRREBOQUE LUBFREE RANDON



NÚMERO	CÓDIGO	DESCRIÇÃO
1	SU 1019	SUPORTE TRASEIRO
2	SU 1017	SUPORTE DIANTEIRO
3	SU 1020	DESLIZANTE
4	PF 1009	PF. SX. 5/8" UNC RP X 6"
5	PO 2005	PO. SX. 5/8" UNC NYB ZB
6	PF 1008	PF. SX. 5/8" UNC RP X 5"
7	SU 1025	TENSOR FIXO 480mm
8	TE 1315	PINO TENSOR
9	RN 0195	ARRUELA
10	PO 2022	PO. SX. M24 X 2 (MB) NYB ZB
11	DV 1492	GUIA DE GRAMPO

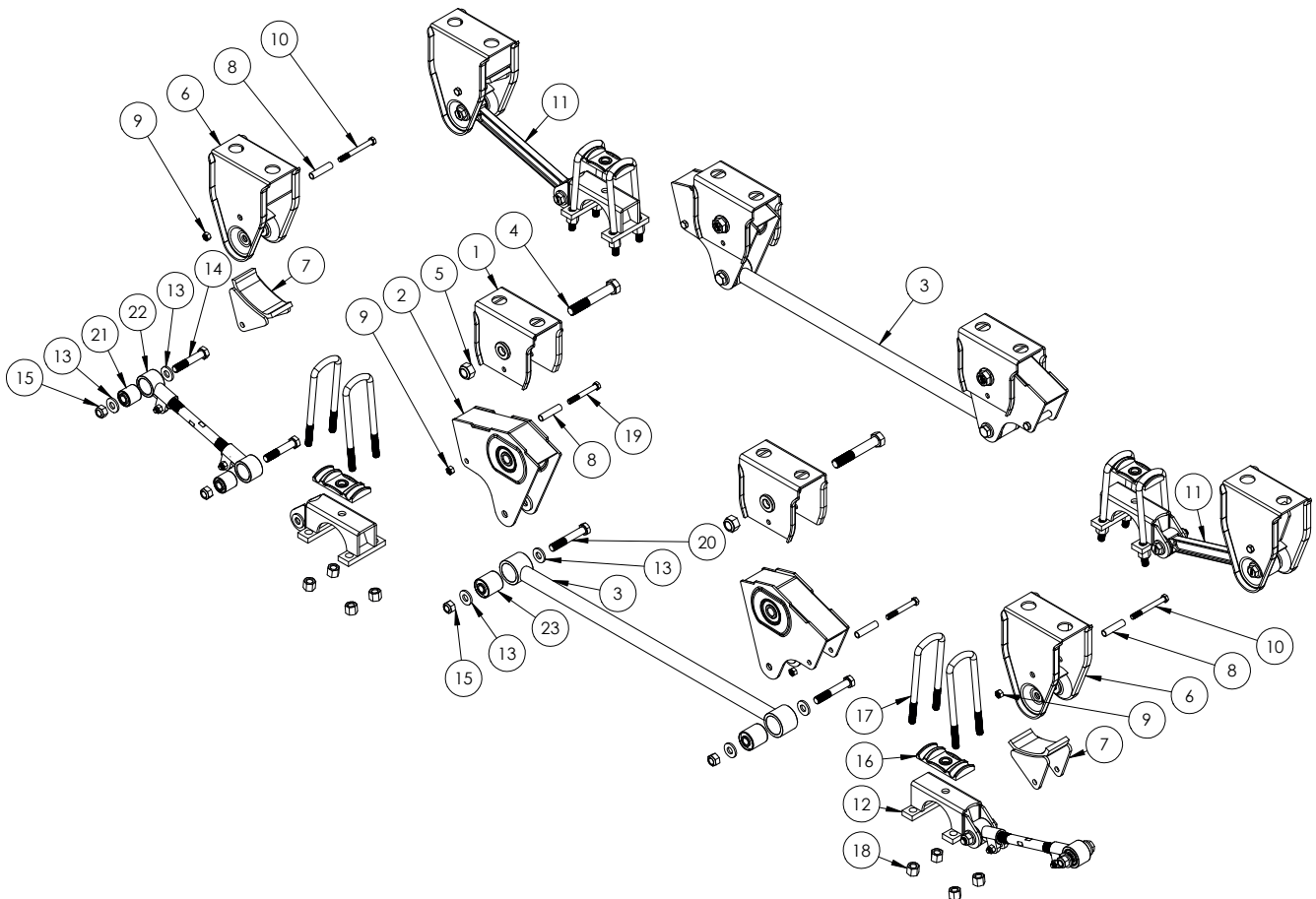
NÚMERO	CÓDIGO	DESCRIÇÃO
12	GP 7892360	GRAMPO 7/8" x 92 x 360mm
13	PO 2007	PO. SX. 7/8" UNF DPL
14	SU 1023A	SAPATA SUPERIOR
15	DV 1791	ESPAÇADOR DE AGULHA
16	SU 1026	TENSOR REGULÁVEL 480mm
17	BU 1209	BUCHA
18	RN 019922	SUPORTE CENTRAL
19	RN 019924A	PINO BALANÇA
20	PO 2024	PO. SX. M30 X 2 (MB) NYB ZB
21	RN 019950	BALANÇA CARRETA 2012
22	RN 019927	BALANÇA CARRETA 2007



## SUSPENSÃO DISTANCIADA LUBFREE RANDON

NÚMERO	CÓDIGO	DESCRIÇÃO
1	SU 1017	SUPORTE DIANTEIRO
2	SU 1020	DESLIZANTE
3	SU 1019	SUPORTE TRASEIRO
4	SU 1017B	SUPORTE GUIA DIANTEIRO
5	SU 1017A	SUPORTE GUIA TRASEIRO
6	SU 1025	TENSOR FIXO 480mm
7	PO 2022	PO. SX. M24 X 2 (MB) NYB ZB
8	PF 1009	PF. SX. 5/8" UNC RP X 6"
9	PO 2005	PO. SX. 5/8" UNC NYB ZB
10	DV 1492	GUIA DE GRAMPO
11	GP 7892360	GRAMPO 7/8" x 92 x 360mm

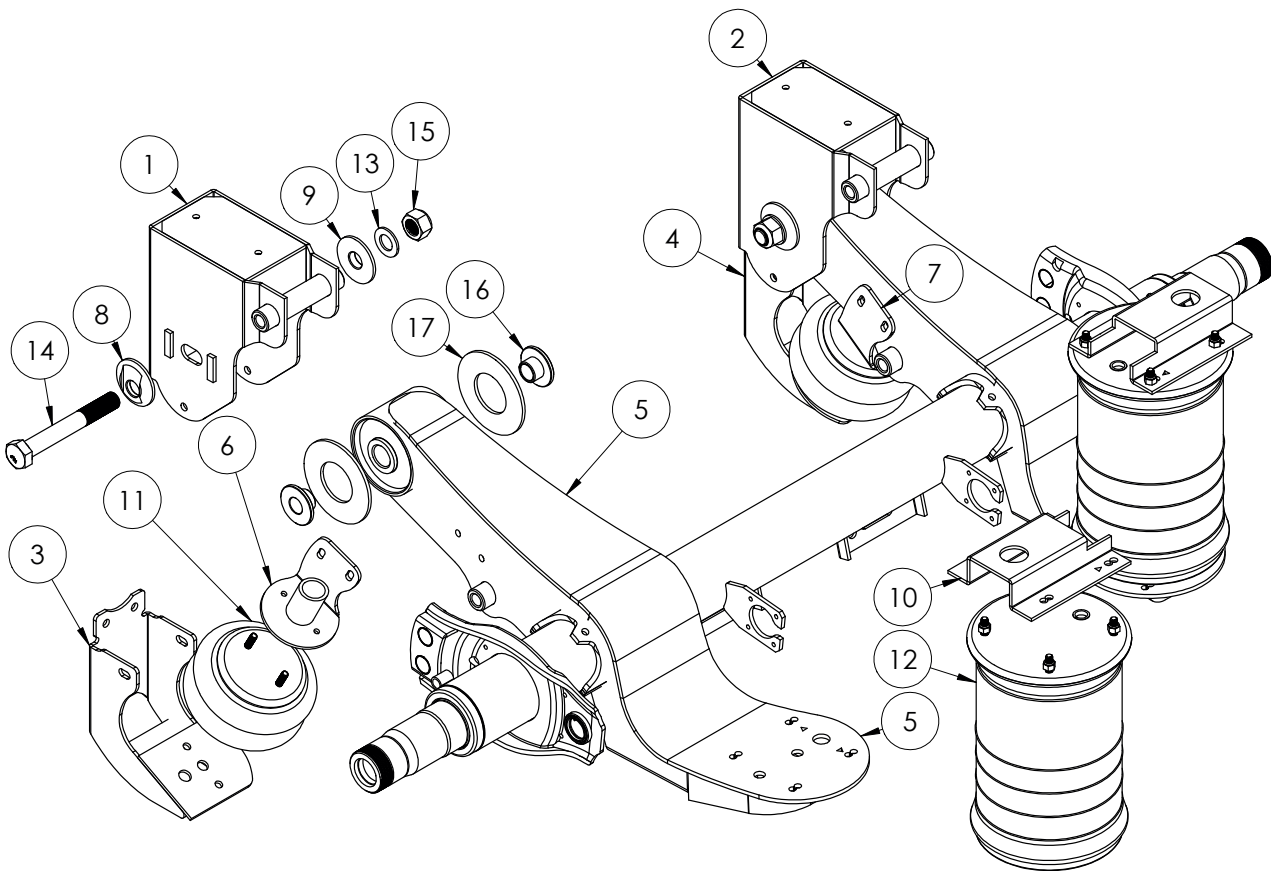
NÚMERO	CÓDIGO	DESCRIÇÃO
12	PF 2007	PO. SX. 7/8" UNF DPL
13	RN 019985	SUPORTE CENTRAL
14	RN 019924A	PINO BALANÇA (SEM PORCA)
15	PO 2024	PO. SX. M30 X 2 (MB) NYB ZB
16	RN 019978	BALANÇA
17	SU 1023A	SAPATA SUPERIOR 130mm
18	RN 0195	ARRUELA
19	TE 1315	PINO TENSOR
20	SU 1026	TENSOR REGULÁVEL 480mm
21	DV 1791	ESPAÇADOR DA AGULHA
22	BU 1209	BUCHA



## SUSPENSÃO DISTANCIADA 2E LUBFREE RANDON

NÚMERO	CÓDIGO	DESCRIÇÃO
1	RN 019980	SUPORTE CENTRAL
2	RN 019979	BALANÇA
3	RN 019997	BRAÇO EQUALIZADOR 1250mm
4	RN 019924A	PINO BALANÇA
5	PO 2024	PO. SX. M30 X 2 (MB) NYB ZB
6	SU 1017	SUPORTE DIANTEIRO
7	SU 1020	DESLIZANTE
8	DV 1791	ESPAÇADOR DA AGULHA
9	PO 2005	PO. SX. 5/8" UNC NYB ZB
10	PF 1009	PF. SX. 5/8" UNC RP X 6"
11	SU 1025	TENSOR FIXO 480mm
12	SU 1023A	SAPATA 130mm

NÚMERO	CÓDIGO	DESCRIÇÃO
13	RN 0195	ARRUELA
14	TE 1315	PINO TENSOR
15	PO 2022	PO. SX. M24 X 2 (MB) NYB ZB
16	DV 1492	GUIA DE GRAMPO
17	GP 7892360	GRAMPO 7/8" x 92 x 360mm
18	PO 2007	PO. SX. 7/8" UNF DPL
19	PF 1008	PF. SX. 5/8" UNC RP X 5"
20	PF 1048	PF. SX. M42 X 2 X 150
21	BU 1209	BUCHA
22	SU 1026	TENSOR REGULÁVEL 480mm
23	BU 1222	BUCHA DO BRAÇO EQUALIZADOR



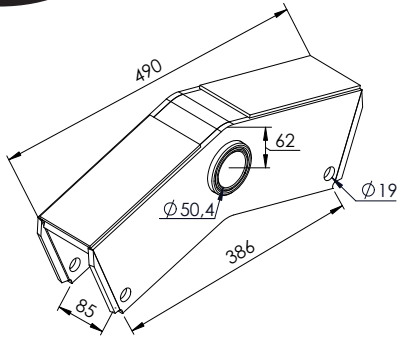
"AS MARCAS E CÓDIGOS CITADOS SÃO UTILIZADOS MERAMENTE COMO REFERÊNCIAS." OS VALORES DOS PESOS SÃO APROXIMADOS.

## SUSPENSÃO PNEUMÁTICA PSYS

NÚMERO	CÓDIGO	DESCRIÇÃO
1	SP 3252LE	SUPORTE DIANTEIRO LE
2	SP 3252LD	SUPORTE DIANTEIRO LD
3	SP 3254LE	SUPORTE DIANTEIRO AUXILIAR LE
4	SP 3254LD	SUPORTE DIANTEIRO AUXILIAR LD
5.1	SP 3273LE	BRAÇO SUSPENSÃO PNEUMÁTICA FS250 LE
5.1	SP 3273LD	BRAÇO SUSPENSÃO PNEUMÁTICA FS250 LD
6	SP 3255LE	SUPORTE AUXILIAR SUPERIOR LE
7	SP 3255LD	SUPORTE AUXILIAR SUPERIOR LD
8	SP 3258	ARRUELA EXCÊNTRICA

NÚMERO	CÓDIGO	DESCRIÇÃO
9	SP 3259	ARRUELA LISA
10	SP 3296	CHAPA DE FIXAÇÃO DO FOLE
11	SP 3208	MOLA PNEUMÁTICA
12	SP 3206	MOLA PNEUMÁTICA
13	SP 3262	ARRUELA DE ENCOSTO
14	PF 1015	PF. SX. M30 x 2"
15	PO 2024	PO. SX. M30 X 2 (MB) NYB ZB
16	4559	CASTANHA
17	2293	ARRUELA DE ENCOSTO DA BUCHA

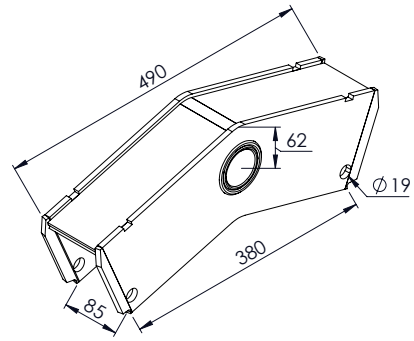




14,65Kg  
15,42Kg

**SU 1007** BALANÇA TRUCK MB PINO Ø 50mm

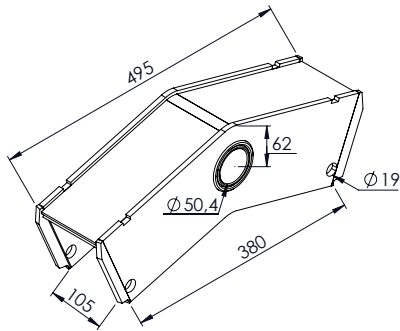
**SU 1007/60** BALANÇA TRUCK MB PINO Ø 60mm



14,30Kg  
15,66Kg

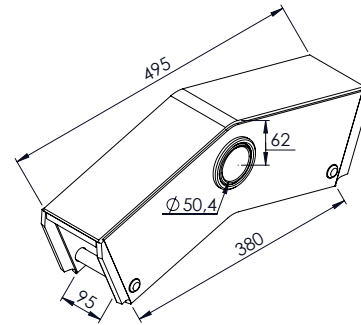
**SU 1008** BALANÇA TRUCK MB PINO Ø 50mm

**SU 1008REF** BALANÇA TRUCK 3/8" MB PINO Ø 50mm



15,48Kg

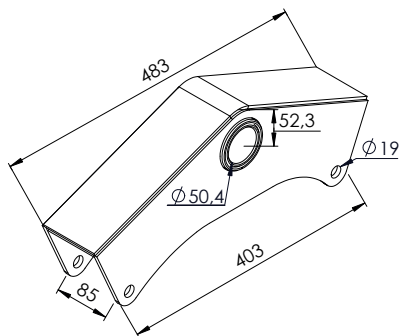
**SU 1016** BALANÇA TRUCK MB CAVALO PINO Ø 50mm



14,14Kg  
13,70Kg

**SU 1041** BALANÇA TRUCK FORD, VW, SCANIA E VOLVO Ø 50mm

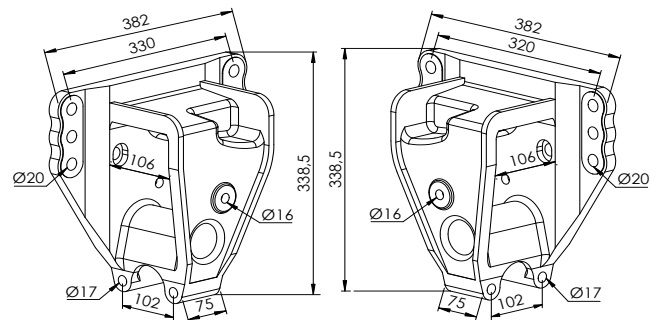
**SU 1041A** BALANÇA TRUCK (SEM FERRINHO) Ø 50mm



10,01Kg  
12,64Kg

**SU 1127** BALANÇA TRUCK MB ATEGO PINO Ø 50mm

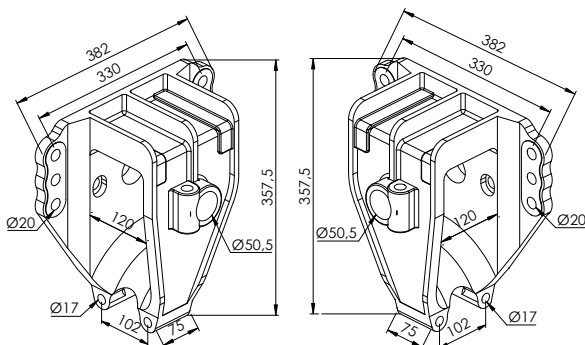
**SU 1127A** BALANÇA TRUCK 3/8" MB ATEGO PINO Ø 50mm



17,92Kg

**FU 1110LE** SUPORTE DIANTEIRO LE FUNDIDO

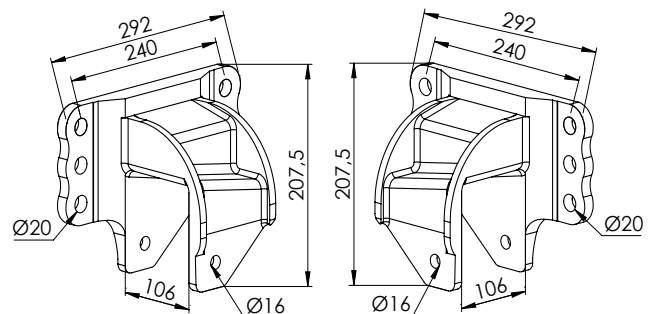
**FU 1110LD** SUPORTE DIANTEIRO LD FUNDIDO



20,48Kg

**FU 1111LE** SUPORTE CENTRAL LE FUNDIDO

**FU 1111LD** SUPORTE CENTRAL LD FUNDIDO

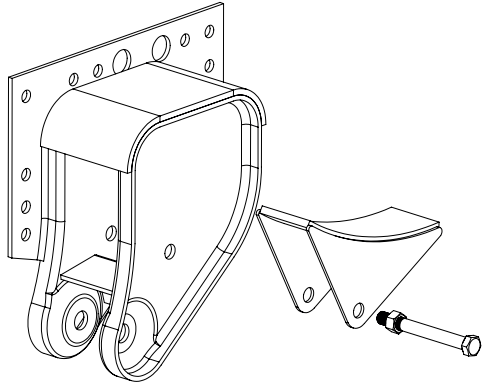


7,41Kg

**FU 1112LE** SUPORTE TRASEIRO LE FUNDIDO

**FU 1112LD** SUPORTE TRASEIRO LD FUNDIDO

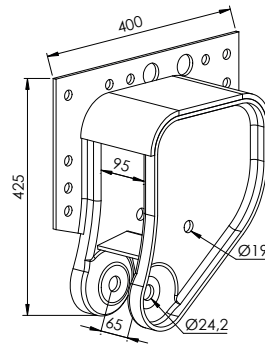
# SUSPENSYS



21,13Kg

**SU 1001LE** KIT DIANTEIRO LE TRUCK MB

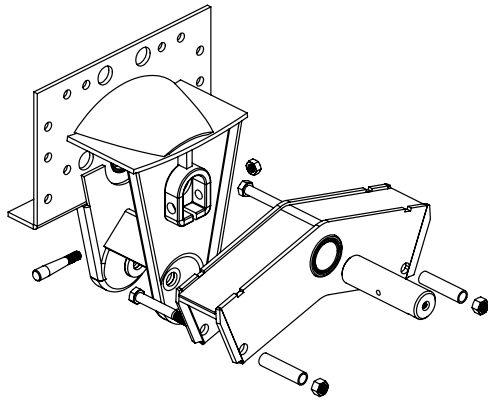
**SU 1001LD** KIT DIANTEIRO LD TRUCK MB



18,25Kg

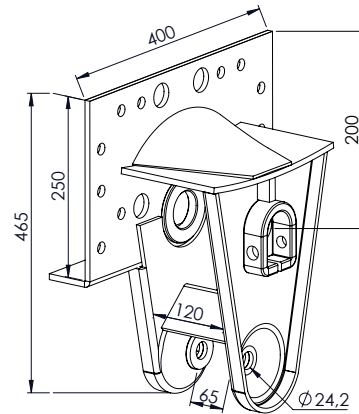
**SU 1004LE** SUPORTE DIANTEIRO LE TRUCK MB

**SU 1004LD** SUPORTE DIANTEIRO LD TRUCK MB



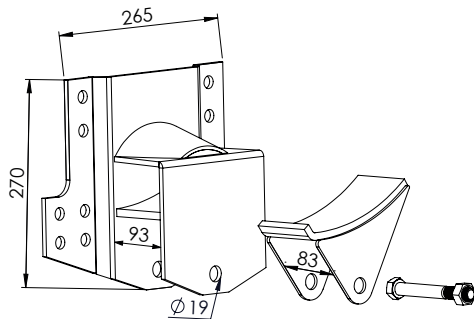
37,76Kg

**SU 1003** KIT CENTRAL TRUCK MB



19,60Kg

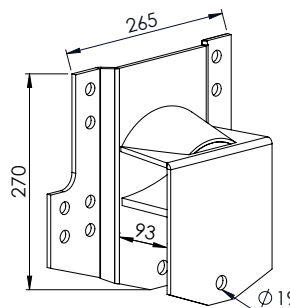
**SU 1005** SUPORTE CENTRAL TRUCK MB Ø 50mm



9,28Kg

**SU 1002LE** KIT TRASEIRO LE TRUCK MB

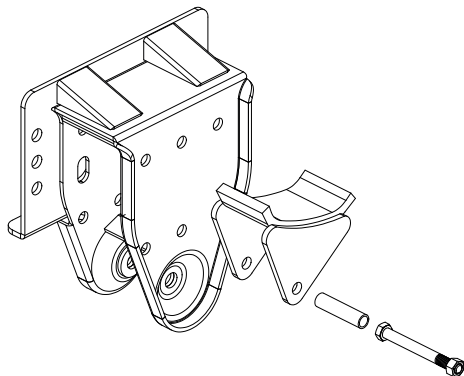
**SU 1002LD** KIT TRASEIRO LD TRUCK MB



7,41Kg

**SU 1006LE** SUPORTE TRASEIRO LE TRUCK MB

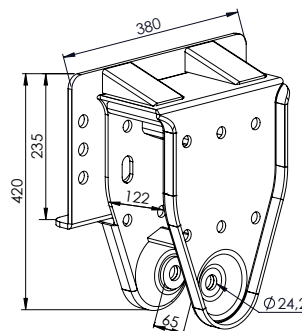
**SU 1006LD** SUPORTE TRASEIRO LD TRUCK MB



26,02Kg

**SU 1028KIT** KIT DIANTEIRO LE TRUCK FORD E VW

**SU 1027KIT** KIT DIANTEIRO LD TRUCK FORD E VW

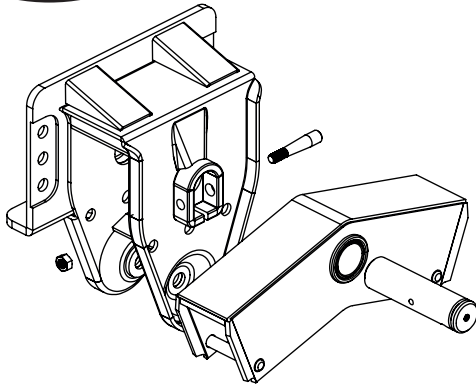


20,87Kg

**SU 1028LE** SUPORTE DIANTEIRO LE TRUCK FORD E VW

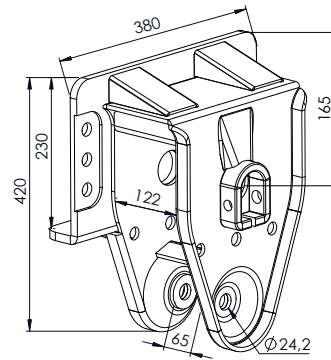
**SU 1027LD** SUPORTE DIANTEIRO LD TRUCK FORD E VW

SUSPENSYS: 301207001  
SUSPENSYS: 301207000



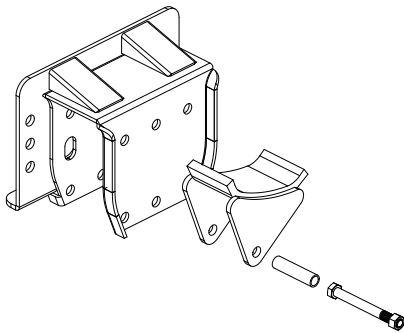
45,15Kg

**SU 1029KIT** SUPORTE CENTRAL TRUCK FORD E VW Ø 50mm



23,52Kg

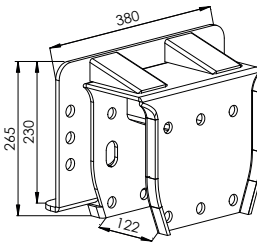
**SU 1029** SUPORTE CENTRAL TRUCK FORD E VW Ø 50mm



21,75Kg

**SU 1031KIT** KIT TRASEIRO LE TRUCK FORD E VW

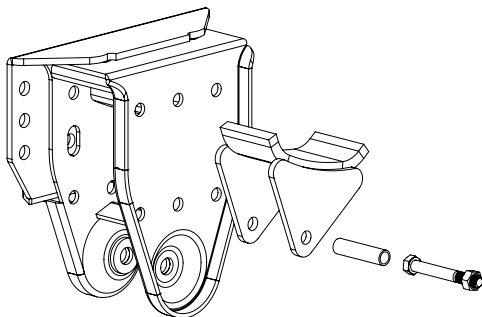
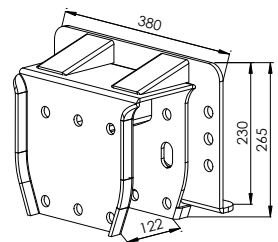
**SU 1030KIT** KIT TRASEIRO LD TRUCK FORD E VW



16,60Kg

**SU 1031LE** SUPORTE TRASEIRO LE TRUCK FORD E VW

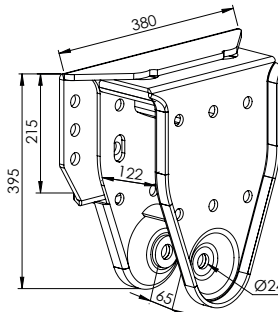
**SU 1030LD** SUPORTE TRASEIRO LD TRUCK FORD E VW



27,10Kg

**SU 1093KIT** KIT SUPORTE DIANTEIRO LE SCANIA E VOLVO

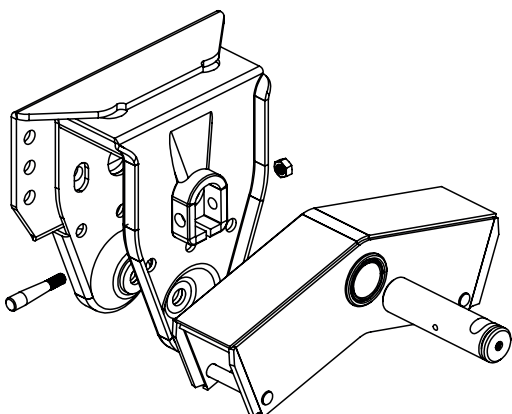
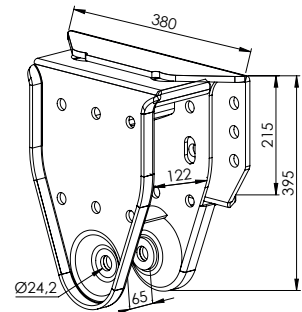
**SU 1092KIT** KIT SUPORTE DIANTEIRO LD SCANIA E VOLVO



21,94Kg

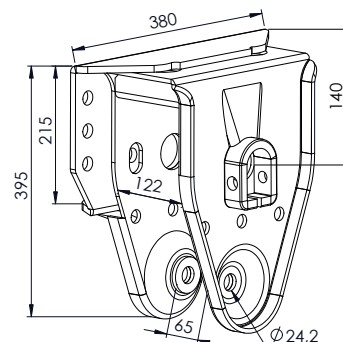
**SU 1093LE** SUPORTE DIANTEIRO LE SCANIA E VOLVO

**SU 1092LD** SUPORTE DIANTEIRO LD SCANIA E VOLVO



37,68Kg

**SU 1086KIT** SUPORTE CENTRAL SCANIA E VOLVO PINO Ø 50mm

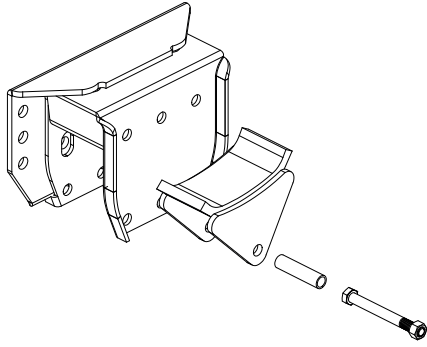


21,68Kg

SUSPENSYS: 301207002

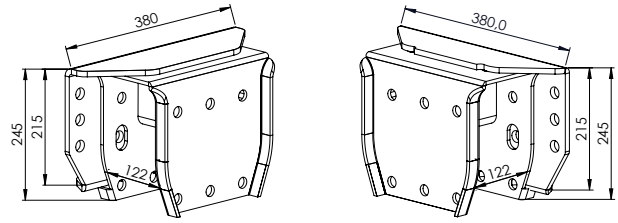
**SU 1086** SUPORTE CENTRAL SCANIA E VOLVO PINO Ø 50mm

# SUSPENSYS



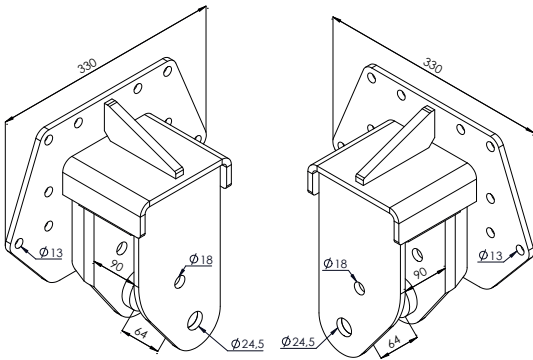
22,49Kg

**SU 1095KIT** SUPORTE TRASEIRO LE SCANIA E VOLVO  
**SU 1094KIT** SUPORTE TRASEIRO LD SCANIA E VOLVO



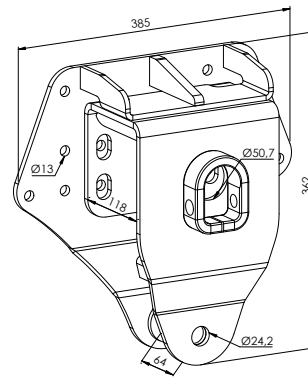
17,48Kg

**SU 1095LE** SUPORTE TRASEIRO LE SCANIA E VOLVO  
**SU 1094LD** SUPORTE TRASEIRO LD SCANIA E VOLVO



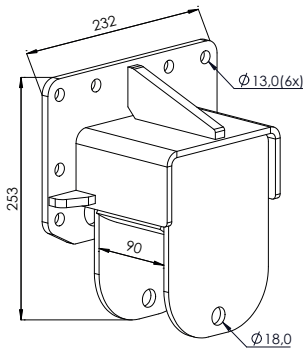
10,43Kg

**SU 1163LE** SUPORTE DIANTEIRO LE TRUCK 3/4 MB  
**SU 1163LD** SUPORTE DIANTEIRO LD TRUCK 3/4 MB



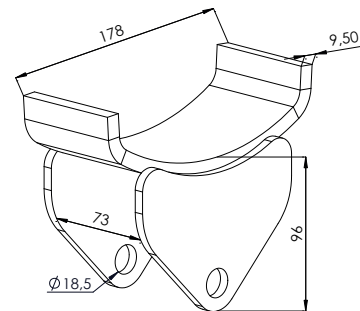
15,01Kg

**SU 1164** SUPORTE CENTRAL TRUCK 3/4 MB PINO Ø 50mm



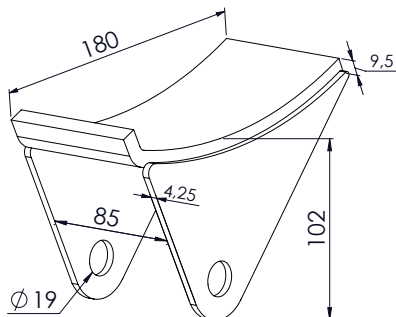
7,72Kg

**SU 1165** SUPORTE TRASEIRO TRUCK 3/4 MB



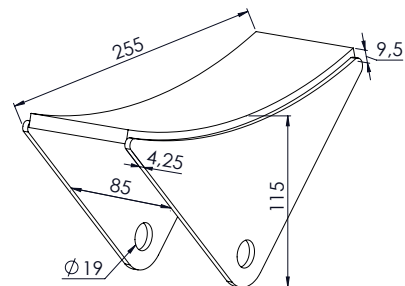
2,06Kg

**SU 1167** DESLIZANTE DO TRUCK 3/4 MB



1,65Kg

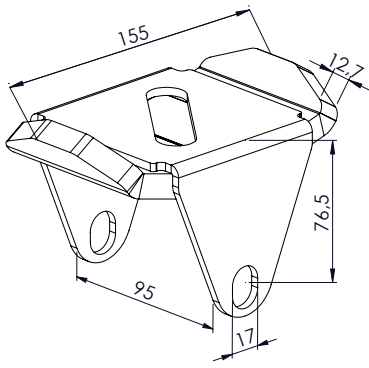
**SU 1009** DESLIZANTE TRASEIRO TRUCK MB



2,51Kg

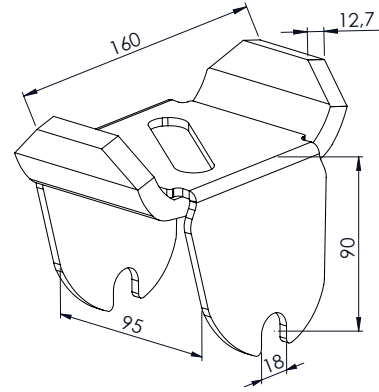
**SU 1010** DESLIZANTE DIANTEIRO TRUCK MB

"AS MARCAS E CÓDIGOS CITADOS SÃO UTILIZADOS MERAMENTE COMO REFERÊNCIAS." OS VALORES DOS PESOS SÃO APROXIMADOS.



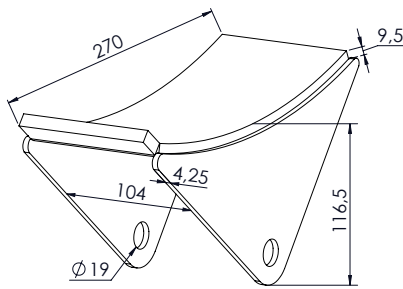
1,97Kg

**SU 1104** DESLIZANTE SUPORTE FUNDIDO



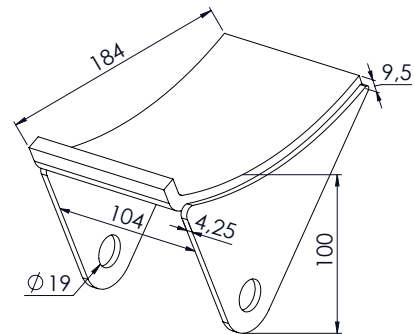
2,18Kg

**SU 1105** DESLIZANTE SUPORTE FUNDIDO



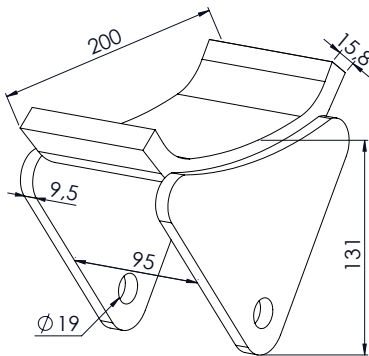
3,15Kg

**SU 1072** DESLIZANTE DIANTEIRO MB 1944/38



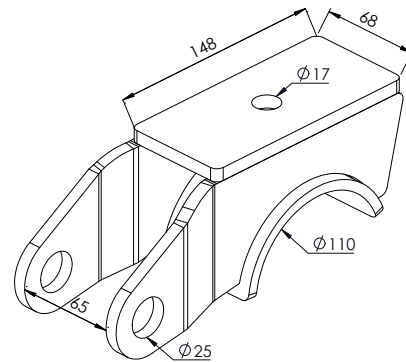
2,14Kg

**SU 1073** DESLIZANTE TRASEIRO MB 1944/38



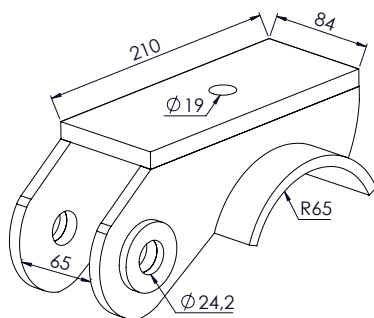
4,73Kg

**SU 1020** DESLIZANTE SR RANDON



2,66Kg

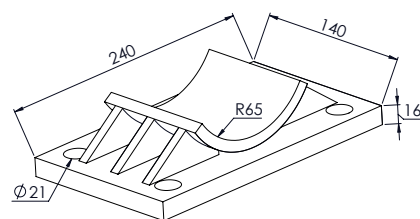
**SU 1166** SAPATA SUPERIOR TRUCK 3/4 MB Ø 110mm



5,30Kg  
4,68Kg

**SU 1012** SAPATA SUPERIOR TRUCK MB EIXO Ø 127mm

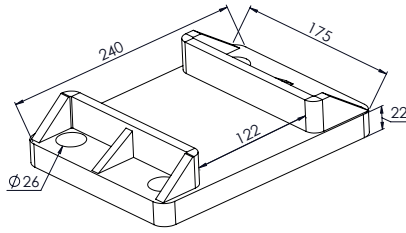
**SU 1012A** SAPATA SUPERIOR TRUCK MB EIXO QUADRADO



6,00Kg  
5,18Kg

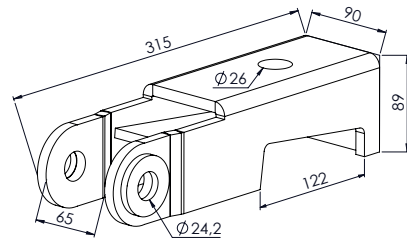
**SU 1013** SAPATA INFERIOR TRUCK MB EIXO Ø 127mm

**SU 1013A** SAPATA INFERIOR TRUCK MB EIXO QUADRADO



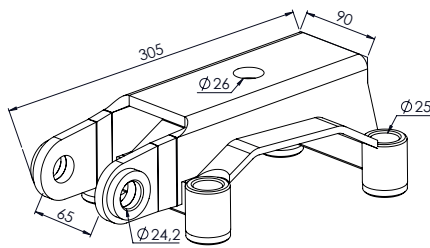
8,25Kg

**SU 1034** SAPATA INF. TRAÇÃO TRUCK FORD E VW EIXO 122mm



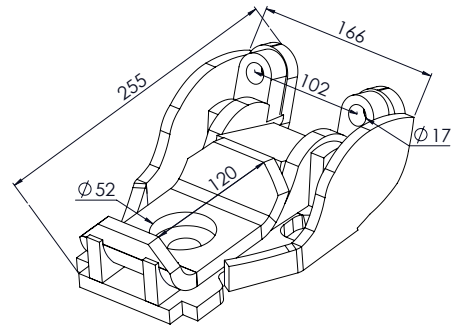
5,64Kg

**SU 1035** SAPATA SUP. TRAÇÃO TRUCK FORD E VW EIXO 122mm



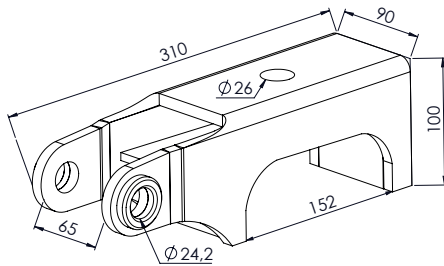
6,22Kg

**SU 1099** SAPATA SUPERIOR EIXO TRAÇÃO SCANIA



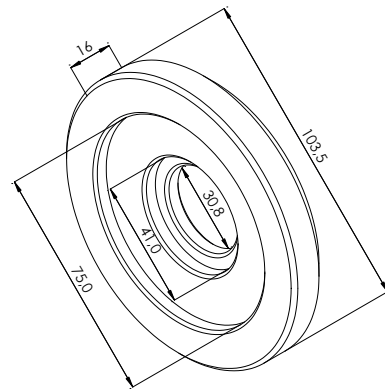
7,77Kg

**SU 1118** SAPATA TRUCK FORD E VW



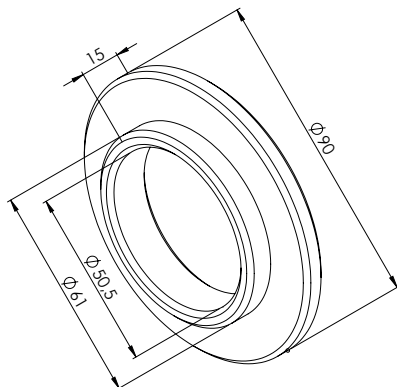
5,00Kg

**SU 1101** SAPATA SUPERIOR TRAÇÃO VOLVO EIXO 152mm



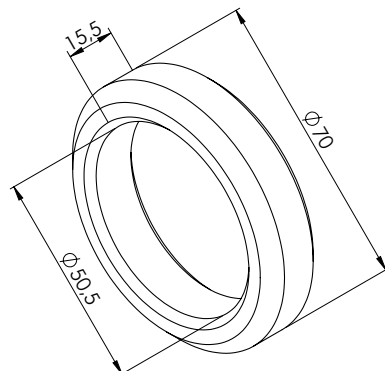
0,60Kg

**DV 1804** ARRUELA SCANIA SUSPENSÃO A AR



0,27Kg

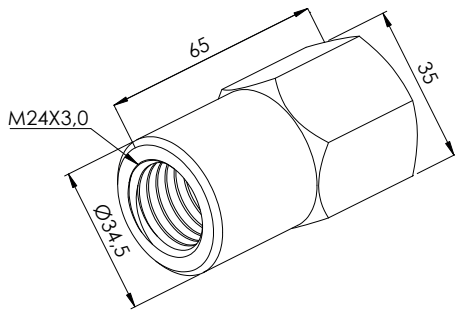
**SU 1005M** MANCAL PARA RESTAURAÇÃO SUPORTE CENTRAL



0,20Kg

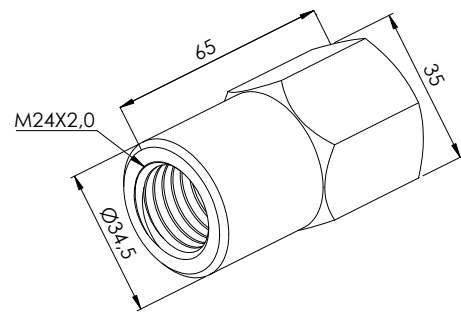
**SU 1086M** MANCAL PARA RESTAURAÇÃO SUPORTE CENTRAL

"AS MARCAS E CÓDIGOS CITADOS SÃO UTILIZADOS MERAMENTE COMO REFERÊNCIAS." OS VALORES DOS PESOS SÃO APROXIMADOS.



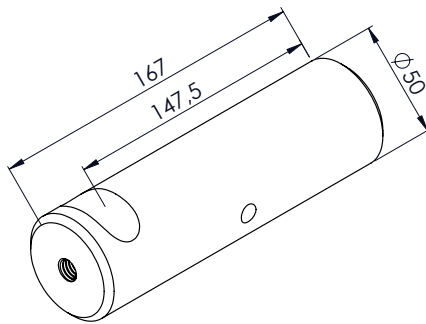
0,57Kg

**DV 1780** PORCA TUCHO 24mm "PASSO 3,0"



0,57Kg

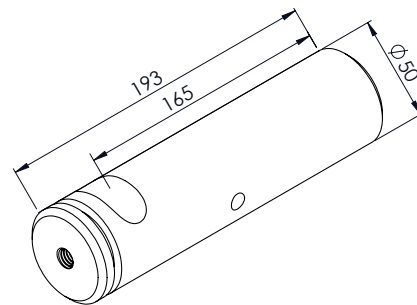
**DV 1780A** PORCA TUCHO 24mm "PASSO 2,0"



2,50Kg

**SU 1011** PINO BALANÇA TRUCK MB Ø 50mm

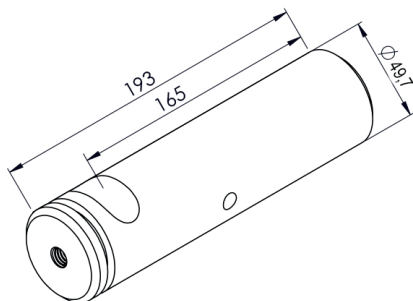
**SU 1011C** PINO BALANÇA TRUCK MB (TEMPERADO) Ø 50mm



2,85Kg  
2,85Kg

**SU 1090** PINO BALANÇA VOLVO, SCANIA, FORD E VW Ø 50mm

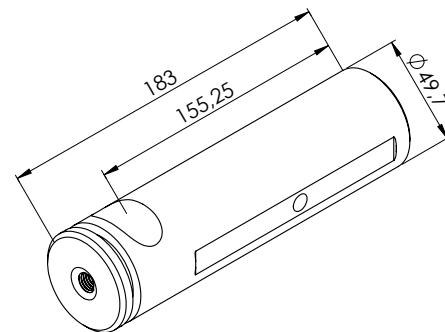
**SU 1090C** PINO BAL. VOLVO, SCANIA, FORD E VW TEMP. Ø 50mm



2,83Kg  
2,83Kg

**SU 1090G** PINO BAL. VOLVO, SCANIA, FORD E VW Ø 49,7mm

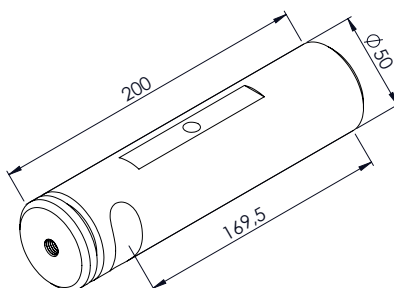
**SU 1090R** PINO BAL. VOLVO, SCANIA, FORD E VW TEMP. Ø 49,7mm



2,64Kg

**SU 1128** PINO BALANÇA ATEGO Ø 49,7mm

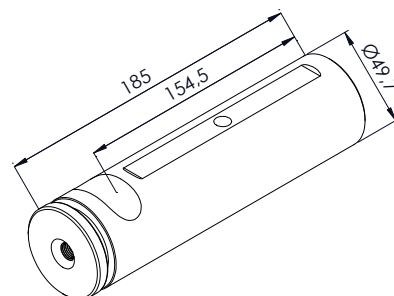
**SU 1128C** PINO BALANÇA ATEGO (TEMPERADO) Ø 49,7mm



2,91Kg

**SU 1064** PINO BALANÇA MB 1944/38 Ø 50mm

**SU 1064C** PINO BALANÇA MB 1944/38 (TEMPERADO) Ø 50mm

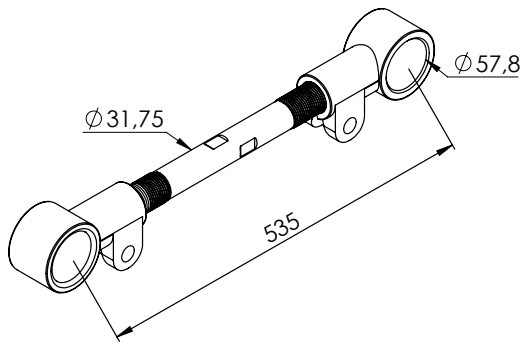


3,17Kg

**SU 1168** PINO BALANÇA TRUCK 3/4 Ø 49,7mm

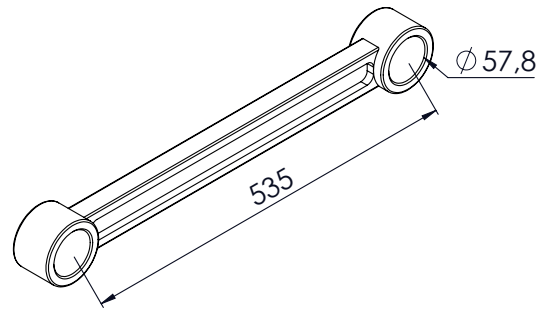
**SU 1168C** PINO BALANÇA TRUCK 3/4 (TEMPERADO) Ø 49,7mm

"AS MARCAS E CÓDIGOS CITADOS SÃO UTILIZADOS MERAMENTE COMO REFERÊNCIAS." OS VALORES DOS PESOS SÃO APROXIMADOS.



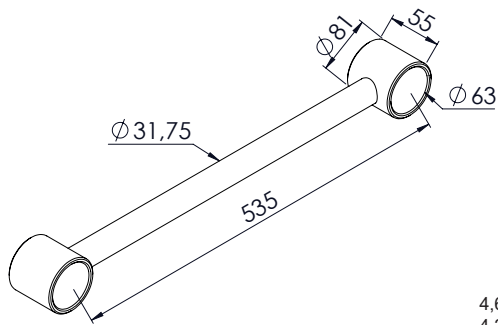
5,88Kg

**SU 1014** TENSOR REGULÁVEL TRUCK MB 1.1/4" 535mm



4,80Kg

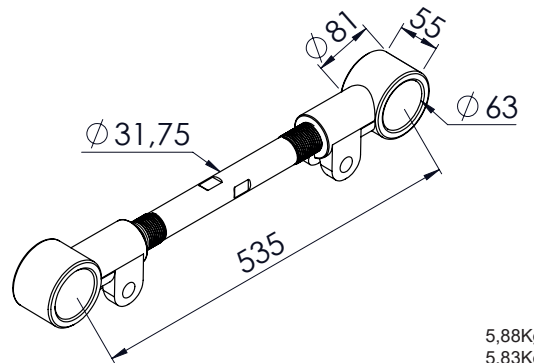
**SU 1015** TENSOR FUNDIDO TRUCK MB 1.1/4" 535mm



4,68Kg  
4,27Kg

**SU 1115** TENSOR FIXO FORD E VW C/ 535mm

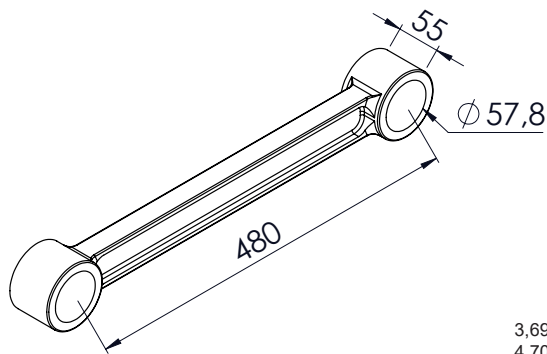
**SU 1115B** TENSOR FIXO FORD E VW C/ 480mm



5,88Kg  
5,83Kg

**SU 1116** TENSOR REGULÁVEL FORD E VW 1.1/4" 535mm

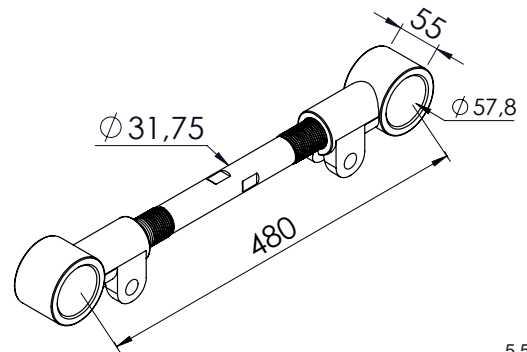
**SU 1116B** TENSOR REGULÁVEL FORD E VW 1.1/4" 480mm



3,69Kg  
4,70Kg

**SU 1025** TENSOR FUNDIDO SR RANDON 2000

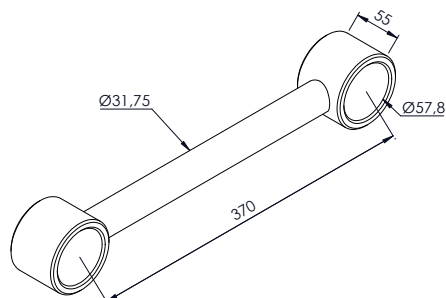
**SU 1025/BUCHA** TENSOR FUND. SR RANDON 2000 C/ BUCHA



5,52Kg  
6,86Kg

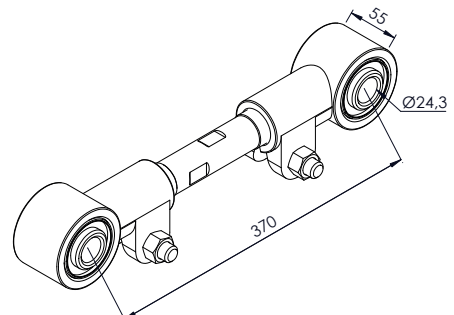
**SU 1026** TENSOR REGULÁVEL SR RANDON 2000 1.1/4"

**SU 1026/BUCHA** TEN. REG. SR RANDON 2000 C/ BUCHA 1.1/4"



4,38Kg

**SU 1169** TENSOR FIXO TRUCK 3/4 MB C/ 370mm

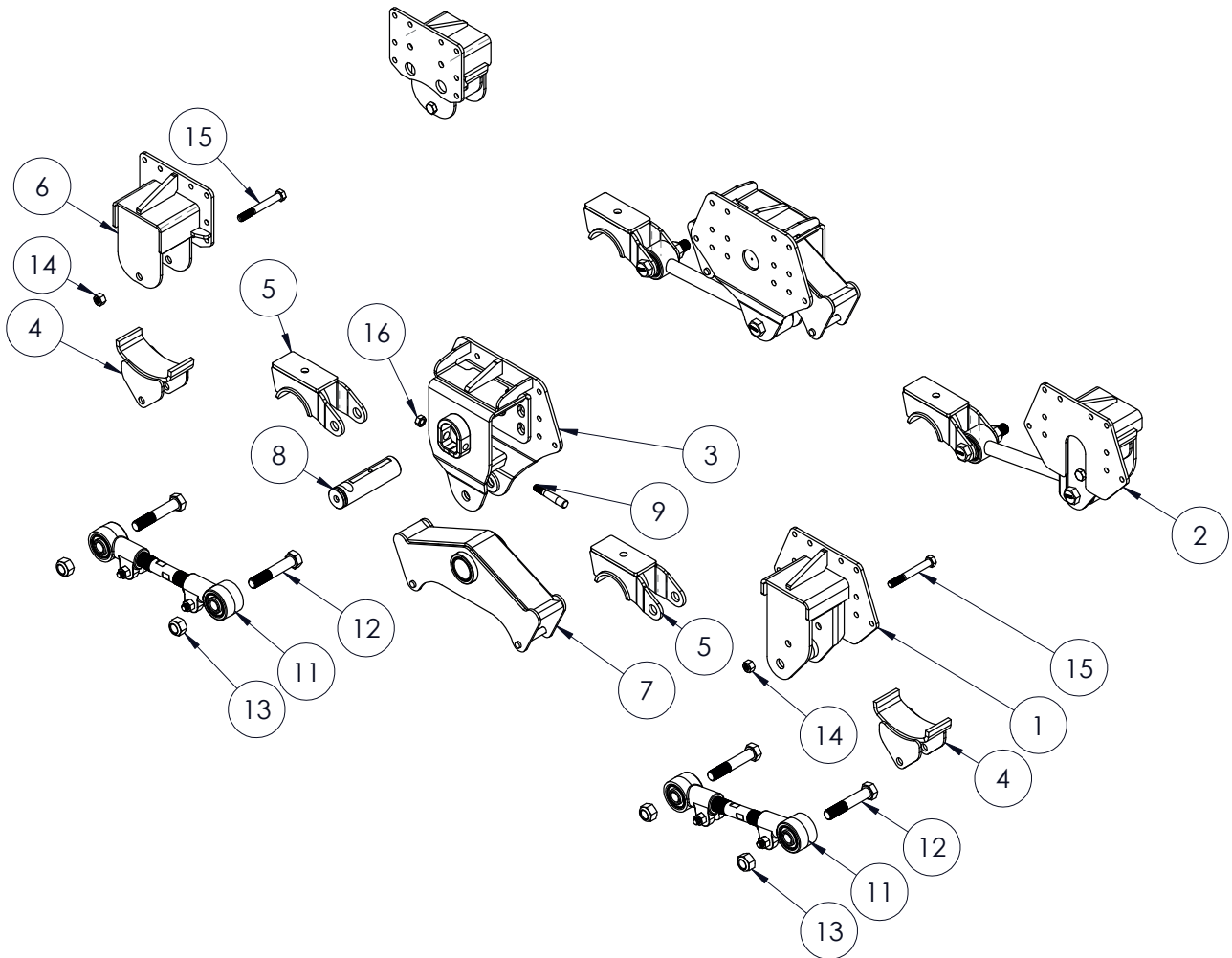


5,14Kg

**SU 1170** TENSOR REGULÁVEL TRUCK 3/4 MB C/ 370mm

"AS MARCAS E CÓDIGOS CITADOS SÃO UTILIZADOS MERAMENTE COMO REFERÊNCIAS." OS VALORES DOS PESOS SÃO APROXIMADOS.





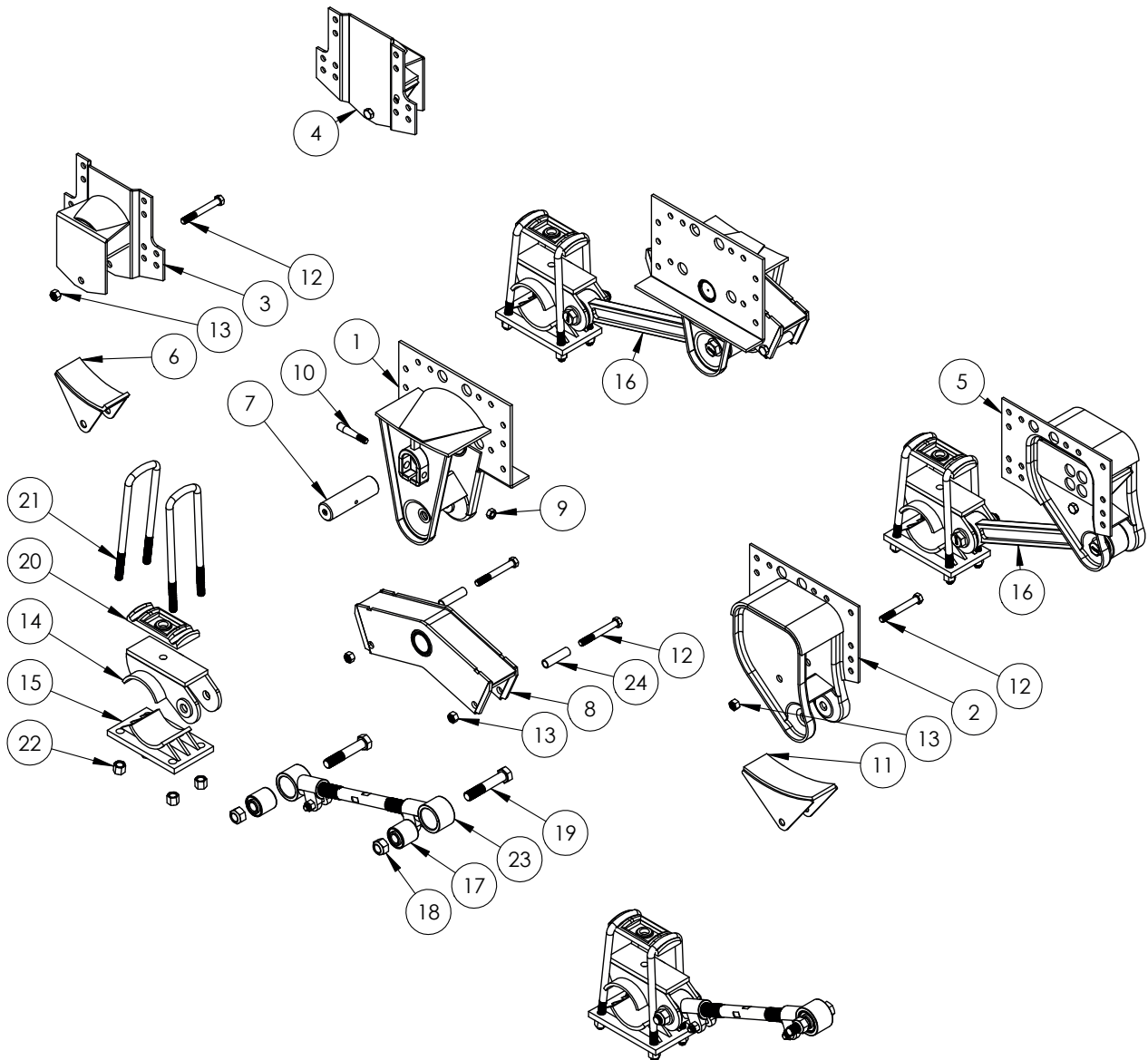
## KIT TRUCK MB SUSPENSYS 3/4"



NÚMERO	CÓDIGO	DESCRIÇÃO
1	SU 1163LD	SUPORTE DIANTEIRO LD 3/4 MB
2	SU 1163LE	SUPORTE DIANTEIRO LE 3/4 MB
3	SU 1164	SUPORTE CENTRAL PINO Ø 50mm 3/4 MB
4	SU 1167	DESILIZANTE TRUCK 3/4 MB
5	SU 1166	SAPATA TRUCK 3/4 MB
6	SU 1165	SUPORTE TRASEIRO TRUCK 3/4 MB
7	DV 1872	BALANÇA TRUCK 3/4 MB
8	SU 1168	PINO TRUCK 3/4 MB Ø 49,7mm

NÚMERO	CÓDIGO	DESCRIÇÃO
9	SU 0161	PINO CÔNICO
10	SU 1169	TENSOR FIXO TRUCK 3/4 MB 370mm
11	SU 1170	TENSOR REGULÁVEL 3/4 MB 370mm
12	TE 1315	PINO TENSOR Ø 24 X 125mm
13	PO 2022	PORCA SEXTAVADA M24 X 2 (MB) NYB ZB
14	PO 2005	PORCA SEXTAVADA 5/8" UNC NYB ZP
15	PF 1008	PARAFUSO SEXTAVADO UNC RP 5/8" X 5"
16	PO 2013	PORCA SEXTAVADA M14 X 1,50

"AS MARCAS E CÓDIGOS CITADOS SÃO UTILIZADOS MERAMENTE COMO REFERÊNCIAS." OS VALORES DOS PESOS SÃO APROXIMADOS.



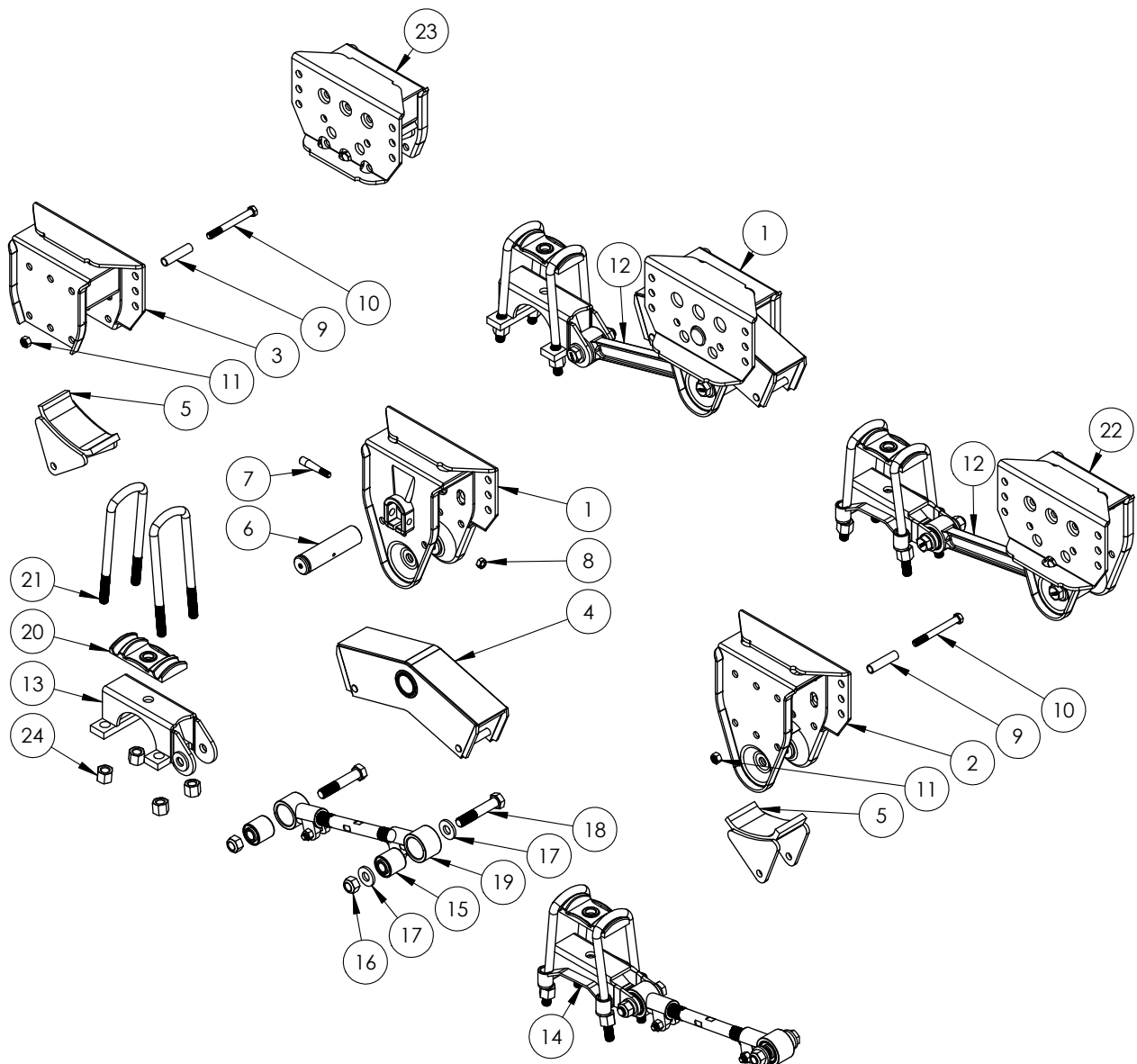
"AS MARCAS E CÓDIGOS CITADOS SÃO UTILIZADOS MERAMENTE COMO REFERÊNCIAS." OS VALORES DOS PESOS SÃO APROXIMADOS.

## KIT TRUCK MB SUSPENSYS



NÚMERO	CÓDIGO	DESCRIÇÃO
1	SU 1005	SUPORTE CENTRAL
2	SU 1004LD	SUPORTE DIANTEIRO LD
3	SU 1006LD	SUPORTE TRASEIRO LD
4	SU 1006LE	SUPORTE TRASEIRO LE
5	SU 1004LE	SUPORTE DIANTEIRO LE
6	SU 1009	DESLIZANTE TRASEIRO
7	SU 1011	PINO BALANÇA
8	SU 1008	BALANÇA
9	PO 2013	PO. SX. M14 X 1,50 (MB)
10	RN 0161	PINO CÔNICO
11	SU 1010	DESLIZANTE DIANTEIRO
12	PF 1008	PF. SX. 5/8" UNC RP X 5"

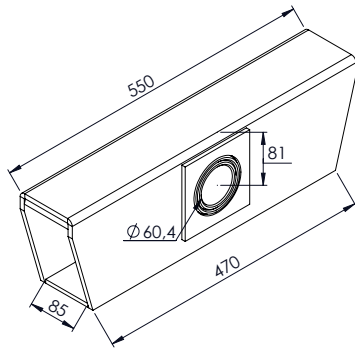
NÚMERO	CÓDIGO	DESCRIÇÃO
13	PO 2005	PO. SX. 5/8" UNC NYB ZB
14	SU 1012	SAPATA SUPERIOR
15	SU 1013	SAPATA INFERIOR
16	SU 1015	TENSOR FIXO 525mm
17	BU 1209	BUCHA
18	PO 2022	PO. SX. M24 X 2 (MB) NYB ZB
19	TE 1315	PINO TENSOR
20	DV 1492A	GUIA DE GRAMPO
21	GP 3482360	GRAMPO 3/4" X 82 X 360mm
22	PO 2001	PO. SX. 3/4" UNF DPL
23	SU 1014	TENSOR REGULÁVEL 535mm
24	DV 1791A	ESPAÇADOR DA AGULHA



## KIT TRUCK MODELO SCANIA - SUSPENSYS

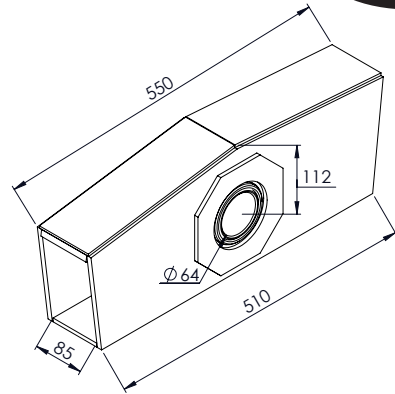


NÚMERO	CÓDIGO	DESCRIÇÃO	NÚMERO	CÓDIGO	DESCRIÇÃO
1	SU 1086	SUPORTE CENTRAL	13	SU 1023A	SAPATA SUPERIOR 130mm
2	SU 1092LD	SUPORTE DIANTEIRO LD	14	SU 1099	SAPATA SUPERIOR EIXO TRAÇÃO
3	SU 1094LD	SUPORTE TRASEIRO LD	15	BU 1209	BUCHA
4	SU 1041	BALANÇA	16	PO 2022	PO. SX. M24 X 2 (MB) NYB ZB
5	SU 1020	DESLIZANTE	17	RN 0195	ARRUELA
6	SU 1090E	PINO BALANÇA	18	TE 1315	PINO TENSOR
7	RN 0161	PINO CÔNICO	19	SU 1026	TENSOR REGULÁVEL 480mm
8	PO 2013	PO. SX. M14 X 1,50 (MB)	20	DV 1492	GUIA DE GRAMPO
9	DV 1791	ESPAÇADOR DA AGULHA	21	GP 7892360	GRAMPO 7/8" x 92 x 360mm
10	PF 1009	PF. SX. 5/8" UNC RP X 6"	22	SU 1093LE	SUPORTE DIANTEIRO LE
11	PO 2005	PO. SX. 5/8" UNC NYB ZB	23	SU 1095LE	SUPORTE TRASEIRO LE
12	SU 1025	TENSOR FIXO 480mm	24	PO 2007	PO SX. 7/8" UNF DPL



**FA 0652** BALANÇA TRUCK PINO Ø 60mm

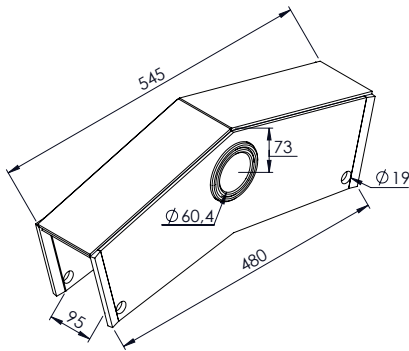
19,85Kg



**FA 0657** BALANÇA TRUCK PINO Ø 63mm

20,75Kg

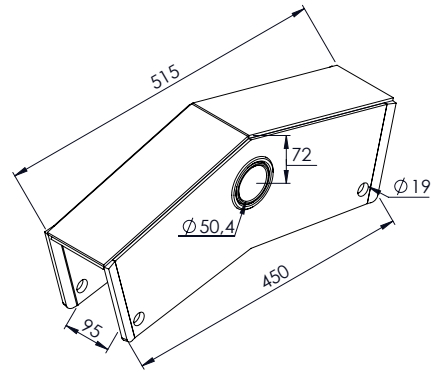
**FA 0657/60** BALANÇA TRUCK PINO Ø 60mm



**FA 0656** BALANÇA CARRETA PINO Ø 60mm

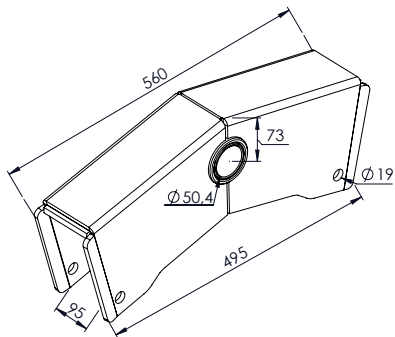
16,70Kg  
16,17Kg

**FA 0656/50** BALANÇA CARRETA PINO Ø 50mm



**FA 0687** BALANÇA ASA-DELTA SR PINO DE Ø 50mm

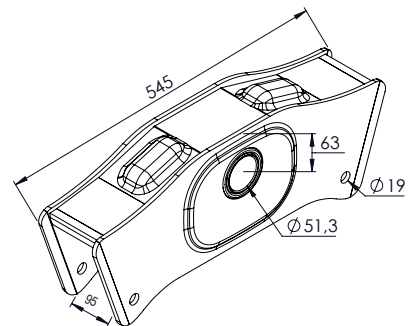
15,91Kg



**FA 0640** BALANÇA CARREGA TUDO PINO Ø 50mm

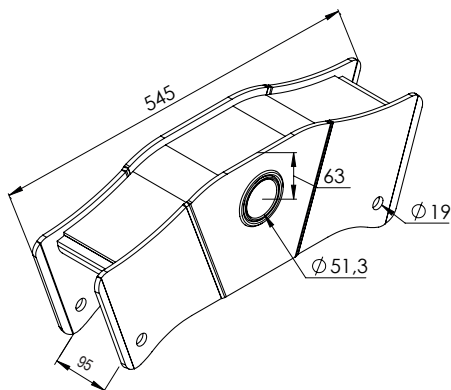
20,07Kg  
21,08Kg

**FA 0640/60** BALANÇA CARREGA TUDO PINO Ø 60mm



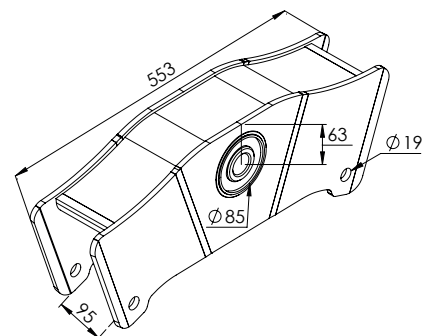
**FA 0644** BALANÇA CARRETA 2012 PINO Ø 50,85mm

14,68Kg



**FA 0645** BALANÇA CARRETA 2014 PINO Ø 50,85mm

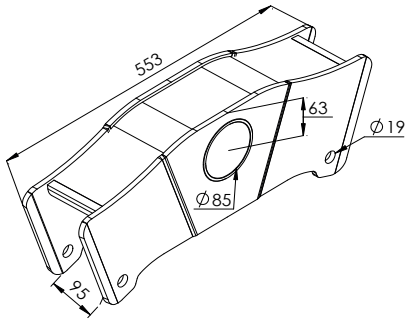
15,01Kg



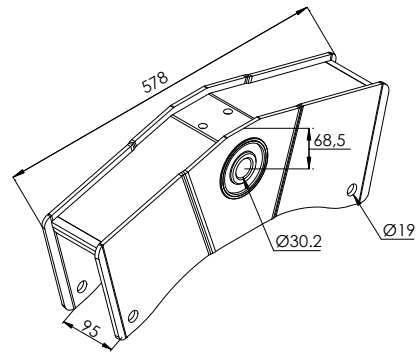
**FA 0703** BALANÇA CARRETA FACCHINI LUBFREE

16,71Kg

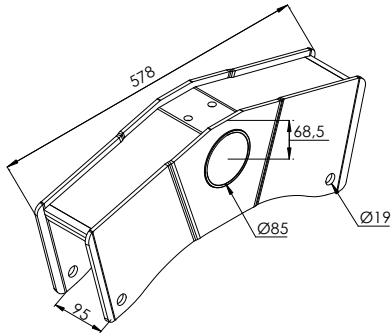
(COMPLETA)



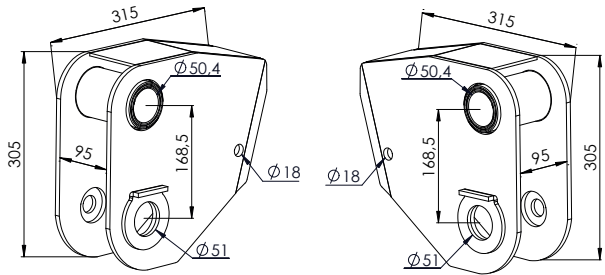
(SEM BUCHA) 14,32Kg  
**FA 0703A** BALANÇA CARRETA FACCHINI LUBFREE



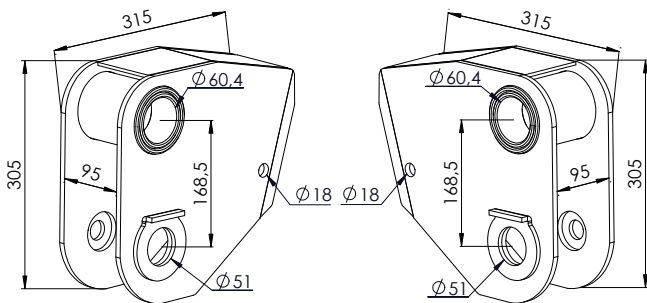
(COMPLETA) 20,99Kg  
 FACCHINI: 03.68.1636.10  
**FA 0708** BALANÇA CARREGA TUDO HD FACCHINI LUBFREE 2019



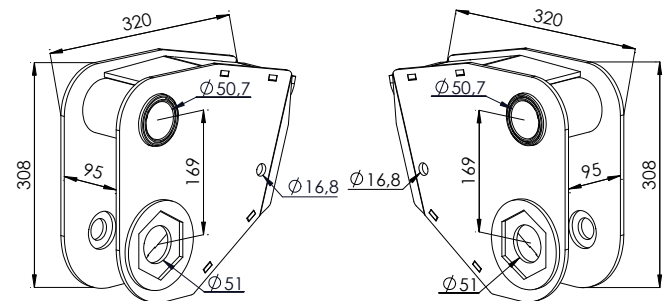
(SEM BUCHA) 18,62Kg  
 FACCHINI: 03.68.1636.10  
**FA 0708A** BALANÇA CARREGA TUDO HD FACCHINI LUBFREE 2019



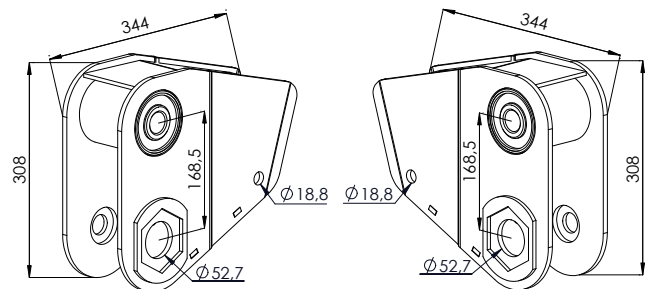
14,91Kg  
**FA 0695LE** BALANÇA DISTANCIADA LE FACCHINI PINO Ø 50mm  
**FA 0695LD** BALANÇA DISTANCIADA LD FACCHINI PINO Ø 50mm



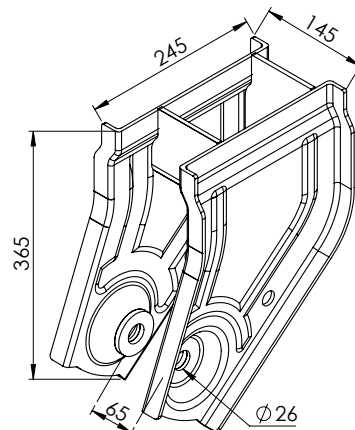
15,70Kg  
**FA 0696LE** BALANÇA DISTANCIADA LE FACCHINI PINO Ø 60mm  
**FA 0696LD** BALANÇA DISTANCIADA LD FACCHINI PINO Ø 60mm



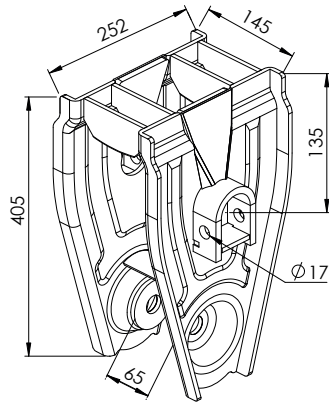
FACCHINI: 03.68.0928.01  
 FACCHINI: 03.68.0928.02  
 13,82Kg  
**FA 0716LE** BALANÇA DISTANCIADA LE FACCHINI PINO Ø 50,85mm  
**FA 0716LD** BALANÇA DISTANCIADA LD FACCHINI PINO Ø 50,85mm



FACCHINI: 03.68.0928.05  
 FACCHINI: 03.68.0928.06  
 17,79Kg  
**FA 0717LE** BALANÇA DISTANCIADA LE FACCHINI LUBFREE 2019  
**FA 0717LD** BALANÇA DISTANCIADA LD FACCHINI LUBFREE 2019

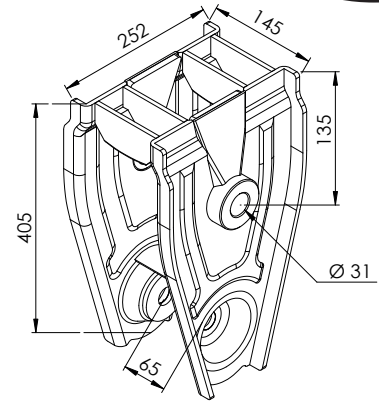


9,65Kg  
**FA 0700** SUPORTE DIANTEIRO FACCHINI 2015



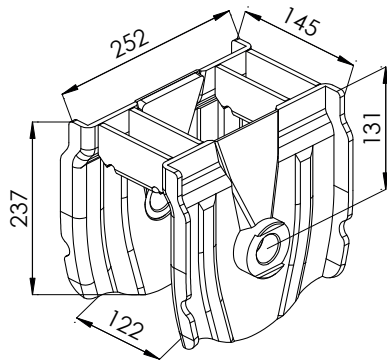
11,86Kg

**FA 0701** SUPORTE CENTRAL FACCHINI 2015 PINO Ø 50,85mm



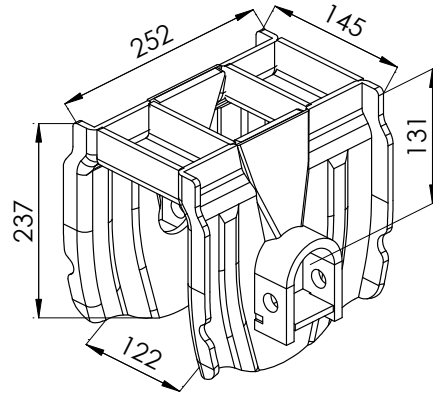
10,64Kg

**FA 0704** SUPORTE CENTRAL FACCHINI 2015 PINO Ø 30mm



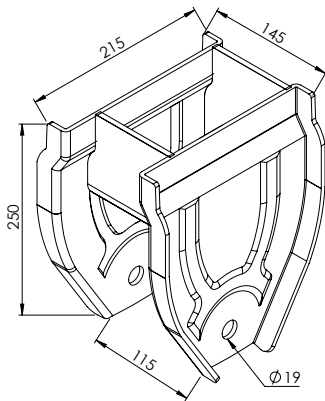
7,14Kg

FACCHINI: 03.68.1556.02  
**FA 0715** SUPORTE CENTRAL STD FACCHINI LUBFREEE 2019



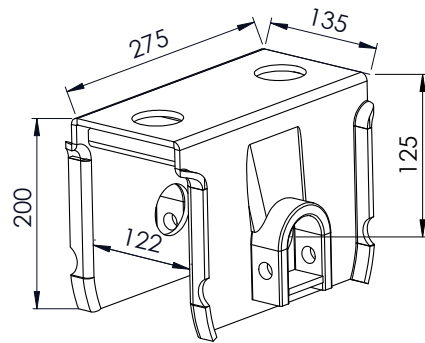
8,89Kg

FACCHINI: 03.68.1556.01  
**FA 0714** SUPORTE CENTRAL STD FACCHINI PINO Ø 50,85mm



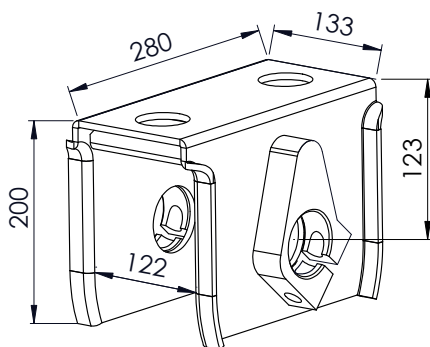
6,27Kg

**FA 0702** SUPORTE TRASEIRO FACCHINI 2015



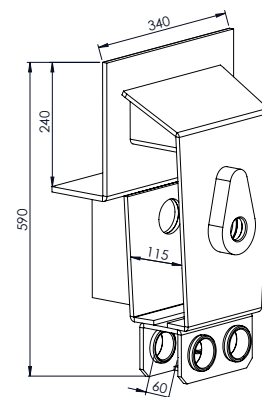
9,54Kg

**FA 0648** SUPORTE CENTRAL SUSP. DISTANCIADA PINO Ø 50mm



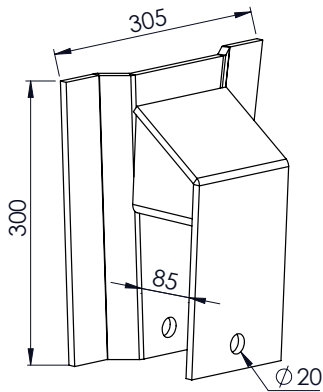
10,88Kg

**FA 0649** SUPORTE CENTRAL SUSP. DISTANCIADA PINO Ø 60mm



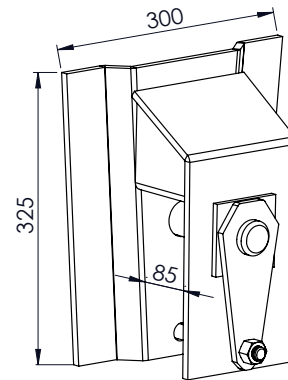
32,38Kg

**FA 0664** SUPORTE CENTRAL TE PINO Ø 60mm



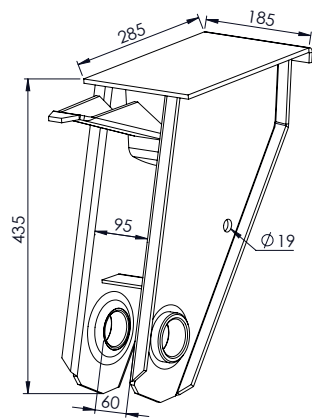
9,69Kg

**FA 0663** SUPORTE DIANTEIRO TE



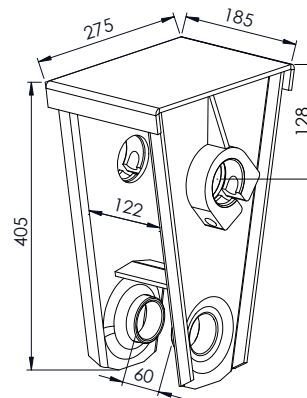
13,10Kg

**FA 0665** SUPORTE TRASEIRO TE



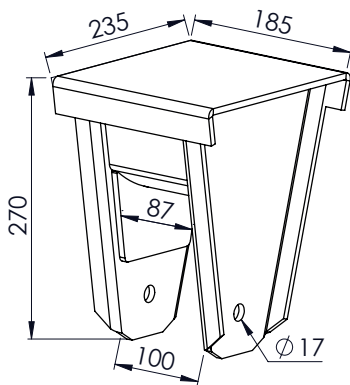
18,58Kg

**FA 0666** SUPORTE DIANTEIRO SR



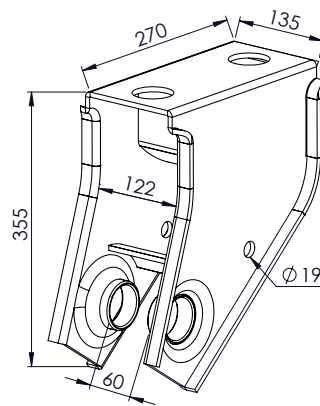
14,46Kg

**FA 0667** SUPORTE CENTRAL SR PINO Ø 60mm



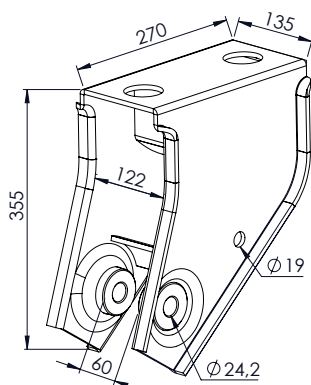
9,69Kg

**FA 0668** SUPORTE TRASEIRO SR



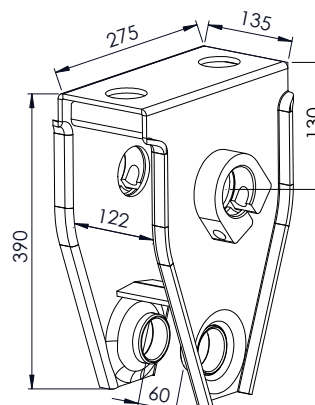
12,09Kg

**FA 0671** SUPORTE DIANTEIRO CARRETA (BUCHA CÔNICA)



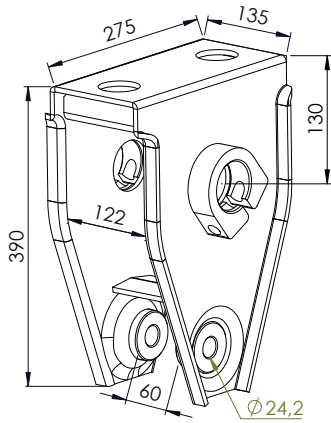
13,12Kg

**FA 0672** SUPORTE DIANTEIRO CARRETA (BUCHA SILENCIOSA)



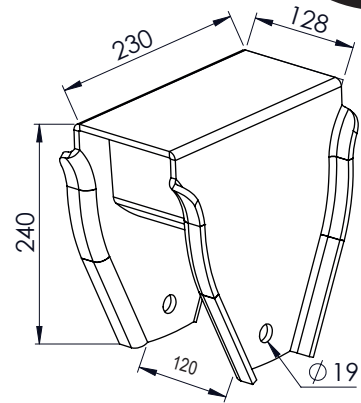
14,15Kg

**FA 0670** SUPORTE CENTRAL (BUCHA CÔNICA) PINO Ø 60mm



14,86Kg

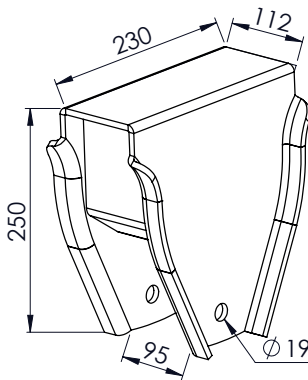
**FA 0673** SUPORTE CENTRAL (BUCHA SILENCIOSA) PINO Ø 60mm



FACCHINI: 03.68.0454.03

8,22Kg

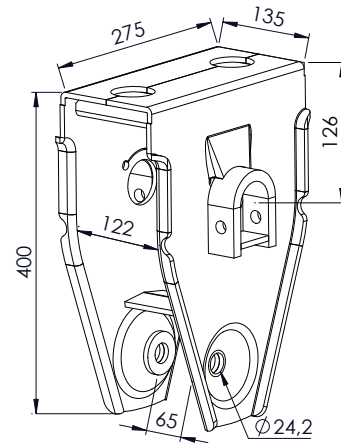
**FA 0681** SUPORTE TRASEIRO DA CARRETA FACCHINI



FACCHINI: 03.68.0454.02

8,12Kg

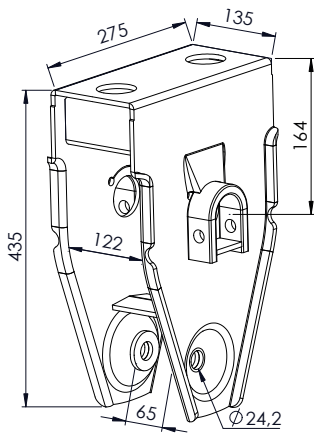
**FA 0669** SUPORTE TRASEIRO CARRETA FACCHINI



FACCHINI: 03.68.0598.03

18,83Kg

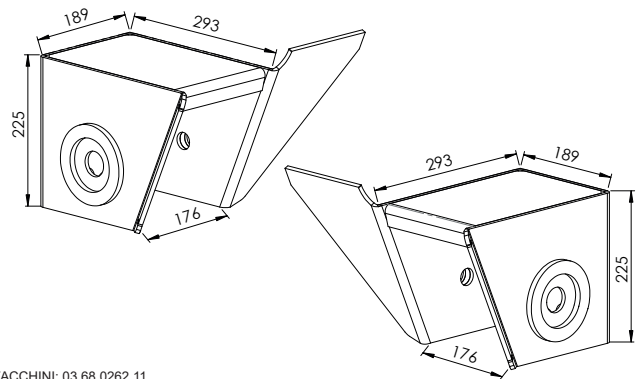
**FA 0683** SUPORTE CENTRAL SR (BAIXO) PINO Ø 50mm



FACCHINI: 03.68.0922.02

16,54Kg

**FA 0684** SUPORTE CENTRAL DO SR (ALTO) PINO Ø 50mm

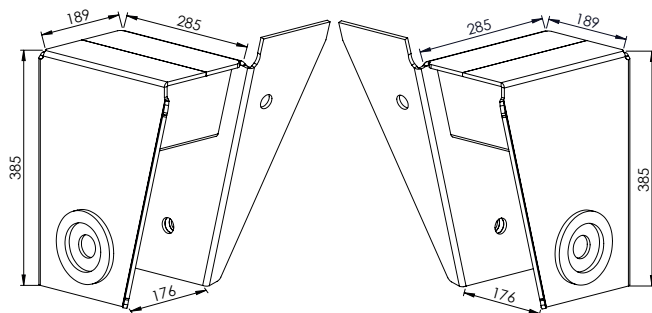


FACCHINI: 03.68.0262.11  
FACCHINI: 03.68.0262.12

13,01Kg

**FA 0706LE** SUPORTE LE SUSPENSÃO PNEUMÁTICA SR

**FA 0706LD** SUPORTE LD SUSPENSÃO PNEUMÁTICA SR

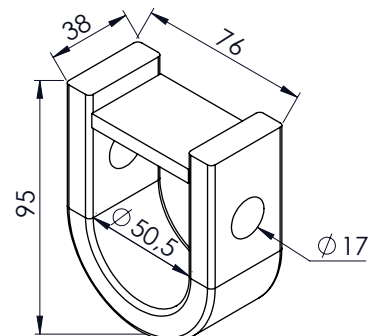


FACCHINI: 03.68.0262.01  
FACCHINI: 03.68.0262.02

21,75Kg

**SP 3270LE** SUPORTE LE SUSPENSÃO PNEUMÁTICA SR

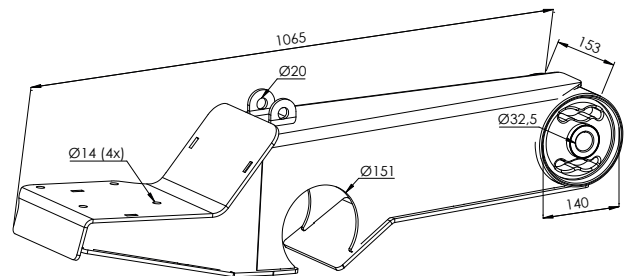
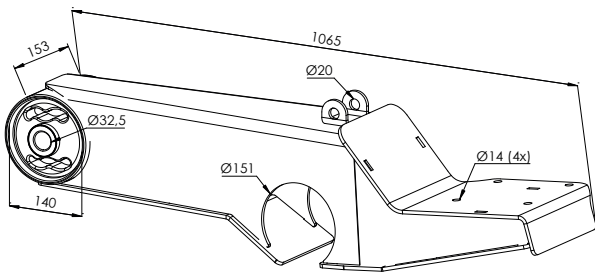
**SP 3270LD** SUPORTE LD SUSPENSÃO PNEUMÁTICA SR



0,88Kg

**FA 0689** MANCAL DO SR Ø 50mm





FACCHINI: 03.68.1237.01

38,71Kg  
34,33Kg

**FA 0709LE** BRAÇO SUSP. PNEUMÁTICA LE C/ BUCHA Ø 127mm

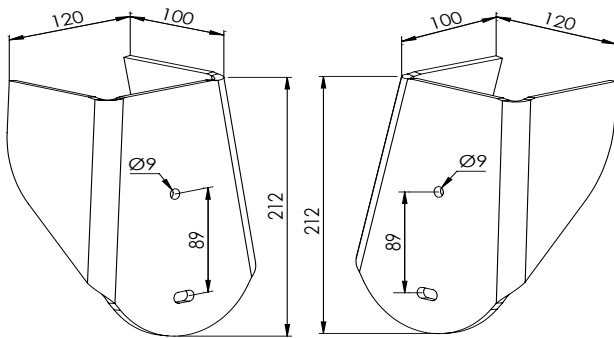
**FA 0709ALE** BRAÇO SUSP. PNEUMÁTICA LE S/ BUCHA Ø 127mm

FACCHINI: 03.68.1237.02

38,71Kg  
34,33Kg

**FA 0709LD** BRAÇO SUSP. PNEUMÁTICA LD C/ BUCHA Ø 127mm

**FA 0709ALD** BRAÇO SUSP. PNEUMÁTICA LD S/ BUCHA Ø 127mm

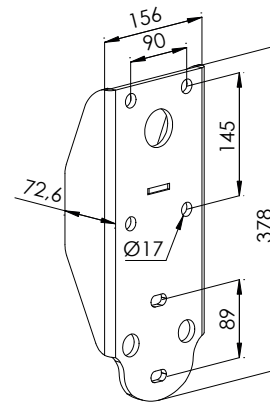


FACCHINI: 03.68.1421.03  
FACCHINI: 03.68.1421.04

2,29Kg

**FA 0711LE** APOIO DA MOLA SUSP. PNEUMÁTICA LE FACCHINI

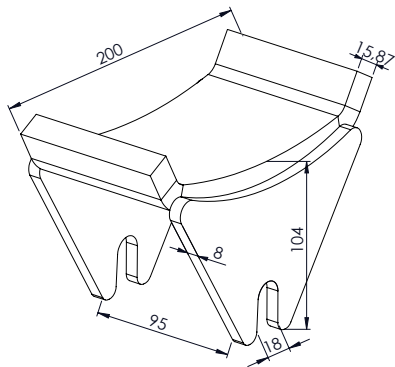
**FA 0711LD** APOIO DA MOLA SUSP. PNEUMÁTICA LD FACCHINI



FACCHINI: 03.68.1572.01

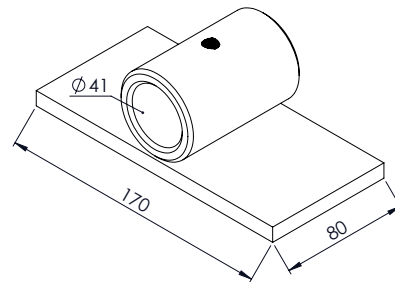
5,32Kg

**FA 0710** BASE DA MOLA SUSPENSÃO PNEUMÁTICA FACCHINI



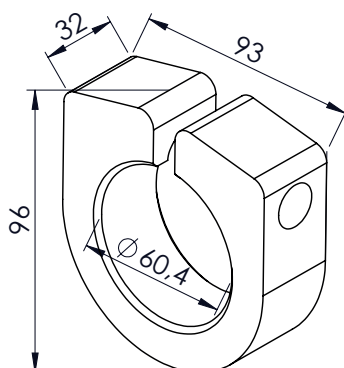
3,92Kg

**DV 1410** DESLIZANTE SR



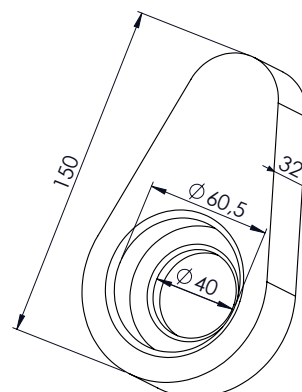
1,54Kg

**FA 0680** DESLIZANTE TE



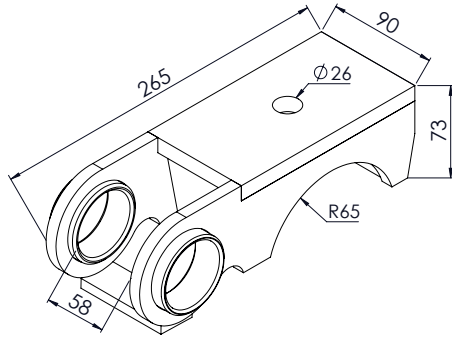
1,14Kg

**FA 0675** MANCAL INTERNO PINO DA BALANÇA DO SR Ø 60mm



1,92Kg

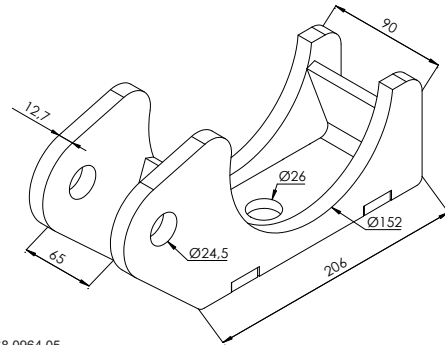
**FA 0674** MANCAL SUPORTE CENTRAL TE



4,02Kg  
3,80Kg

**DV 1411C** SAPATA BUCHA CÔNICA (CHAPA) EIXO Ø 127mm

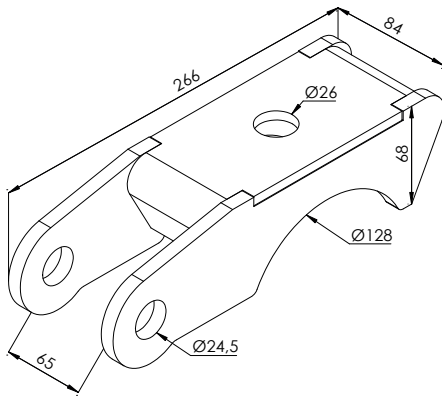
**DV 1411F** SAPATA BUCHA CÔNICA (FUNDIDO) EIXO Ø 127mm



FACCHINI: 03.68.0964.05

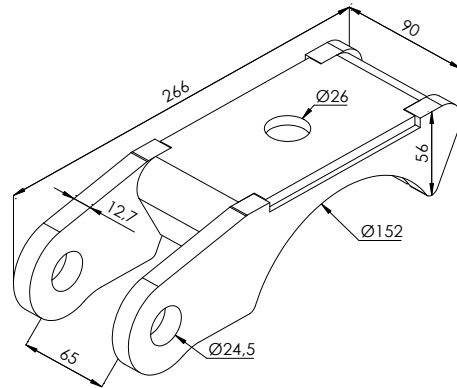
5,77Kg

**FA 0712** SAPATA INFERIOR FACCHINI REBAIXADA EIXO Ø 152mm



2,92Kg

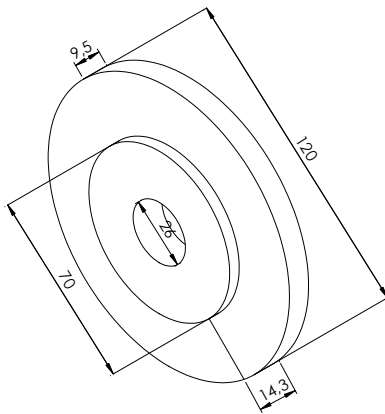
**DV 1412C** SAPATA SUPERIOR FACCHINI EIXO Ø 128mm



FACCHINI: 03.68.0591.06

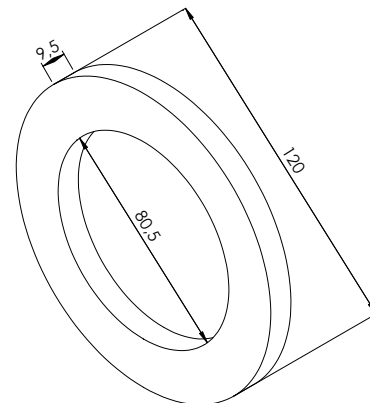
3,06Kg

**FA 0707** SAPATA SUPERIOR FACCHINI EIXO Ø 152mm



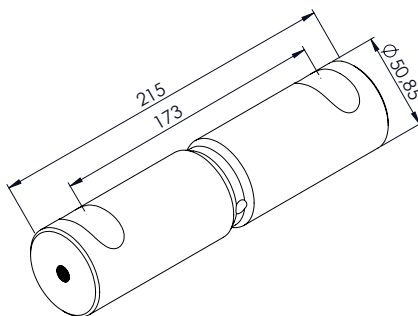
0,79Kg

**CR 2111** MANCAL INTERNO SUPORTE SUSPENSÃO PNEUMÁTICA



0,30Kg

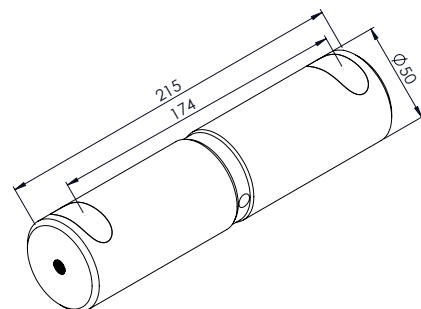
**CR 2112** MANCAL EXTERNO SUPORTE SUSPENSÃO PNEUMÁTICA



3,25Kg

**FA 0643** PINO BALANÇA SR Ø 50,85mm

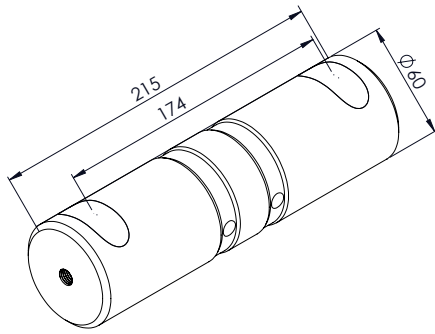
**FA 0643C** PINO BALANÇA SR (TEMPERADO) Ø 50,85mm



3,16Kg

**FA 0688** PINO BALANÇA SR Ø 50mm

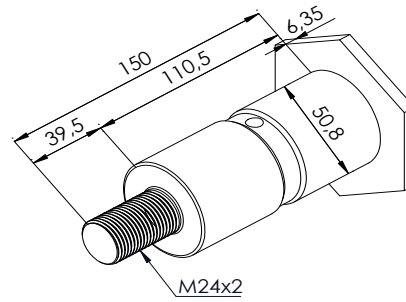
**FA 0688C** PINO BALANÇA SR (TEMPERADO) Ø 50mm



4,55Kg

**FA 0651** PINO BALANÇA CARRETA Ø 60mm

**FA 0651C** PINO BALANÇA CARRETA (TEMPERADO) Ø 60mm

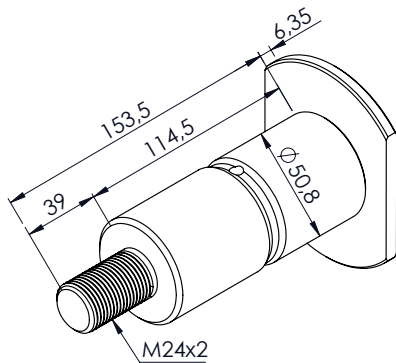


3,81Kg  
3,77Kg

FACCHINI: 03.68.0070.01

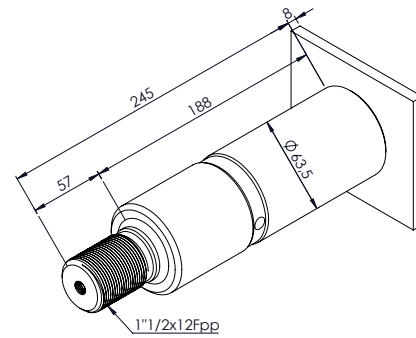
**FA 0713** PINO VARÃO SUSPENSÃO DISTANCIADA Ø 50,8mm

**FA 0713C** PINO VARÃO SUSP. DIST. (TEMPERADO) Ø 50,8mm



2,19Kg

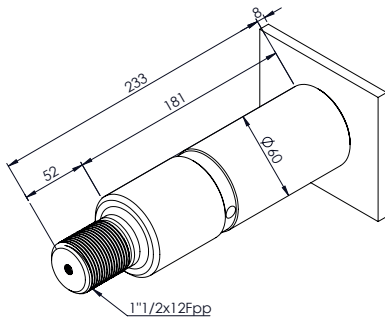
**FA 0646** PINO VARÃO DA SUSP. DISTANCIADA Ø 50,8mm



5,05Kg

**FA 0650** PINO BALANÇA TRUCK Ø 63,5mm

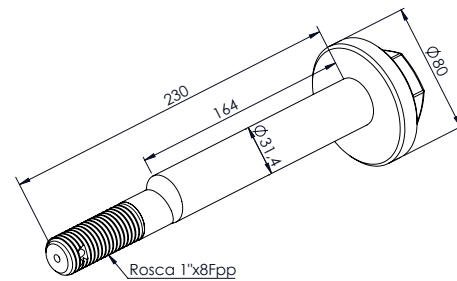
**FA 0650C** PINO BALANÇA TRUCK (TEMPERADO) Ø 63,5mm



5,04Kg

**FA 0658** PINO BALANÇA TRUCK Ø 60mm

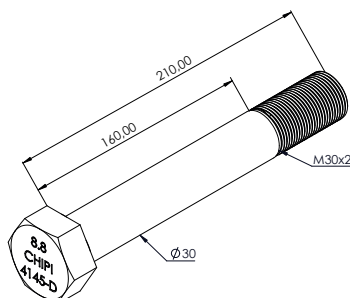
**FA 0658C** PINO BALANÇA TRUCK (TEMPERADO) Ø 60mm



2,16Kg

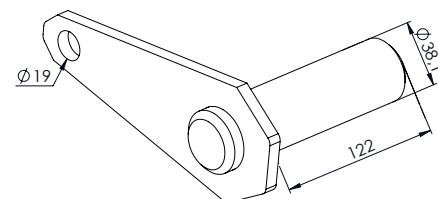
**CR 2113** PINO EXCÊNTRICO SR SUSPENSÃO A AR Ø 31,4mm

**CR 2113P** PORCA DO PINO EXCÊNTRICO SR SUSPENSÃO A AR



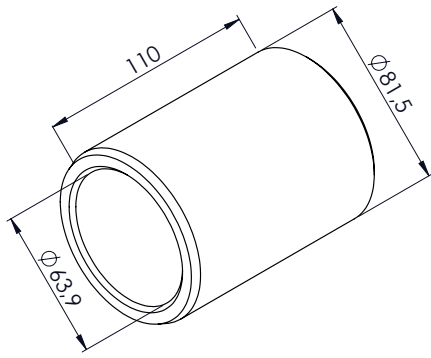
1,40Kg

**FA 0705** PINO BALANÇA SR FACCHINI Ø 30mm



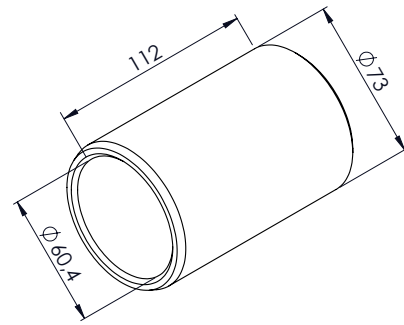
1,81Kg

**FA 0676** PINO DO SUPORTE TRASEIRO TE Ø 38,1mm



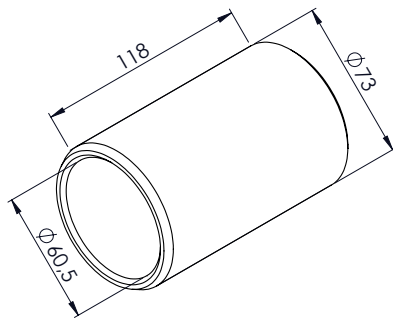
1,66Kg

**FA 0677** BUCHA INTERNA BALANÇA TE (CEMENTADA)



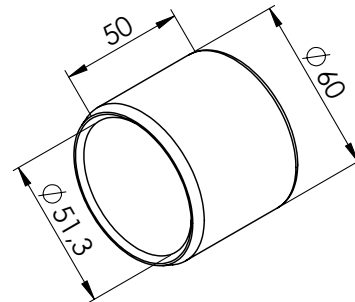
0,79Kg

**FA 0678** BUCHA INTERNA BALANÇA TE (CEMENTADA)



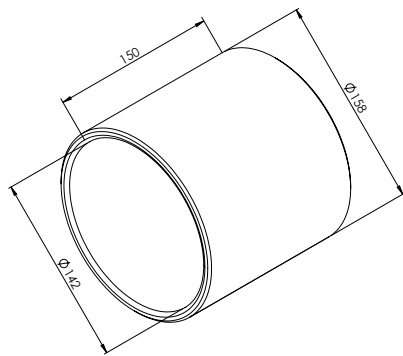
1,20Kg

**FA 0679** BUCHA INTERNA BALANÇA SR 118mm (CEMENTADA)



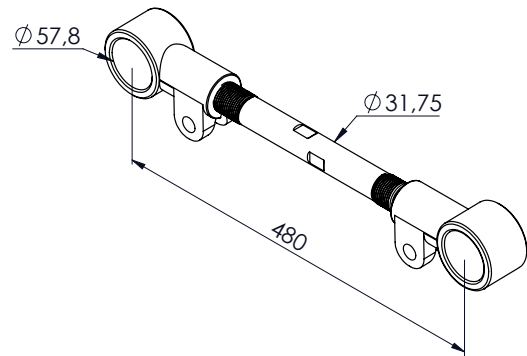
0,27Kg

**FA 0679A** BUCHA INTERNA BALANÇA SR 50mm (CEMENTADA)



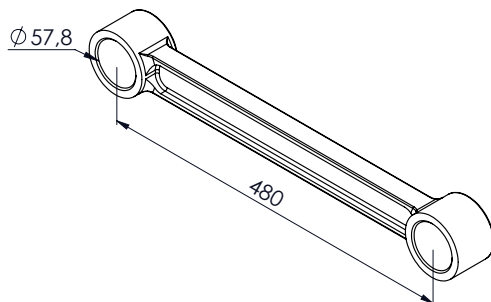
4,40Kg

(COPO)  
**SP 3280** LUVA OLHAL VIGA



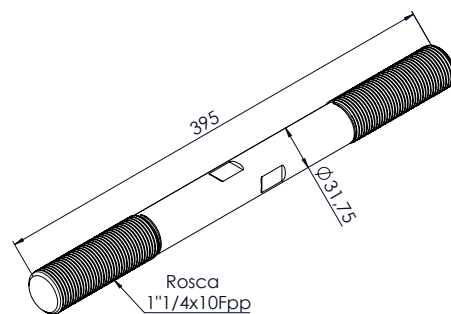
5,54Kg

**FA 0697** TENSOR REGULÁVEL SR 1.1/4"



3,69Kg

**FA 0694** TENSOR FIXO SR COM 480mm

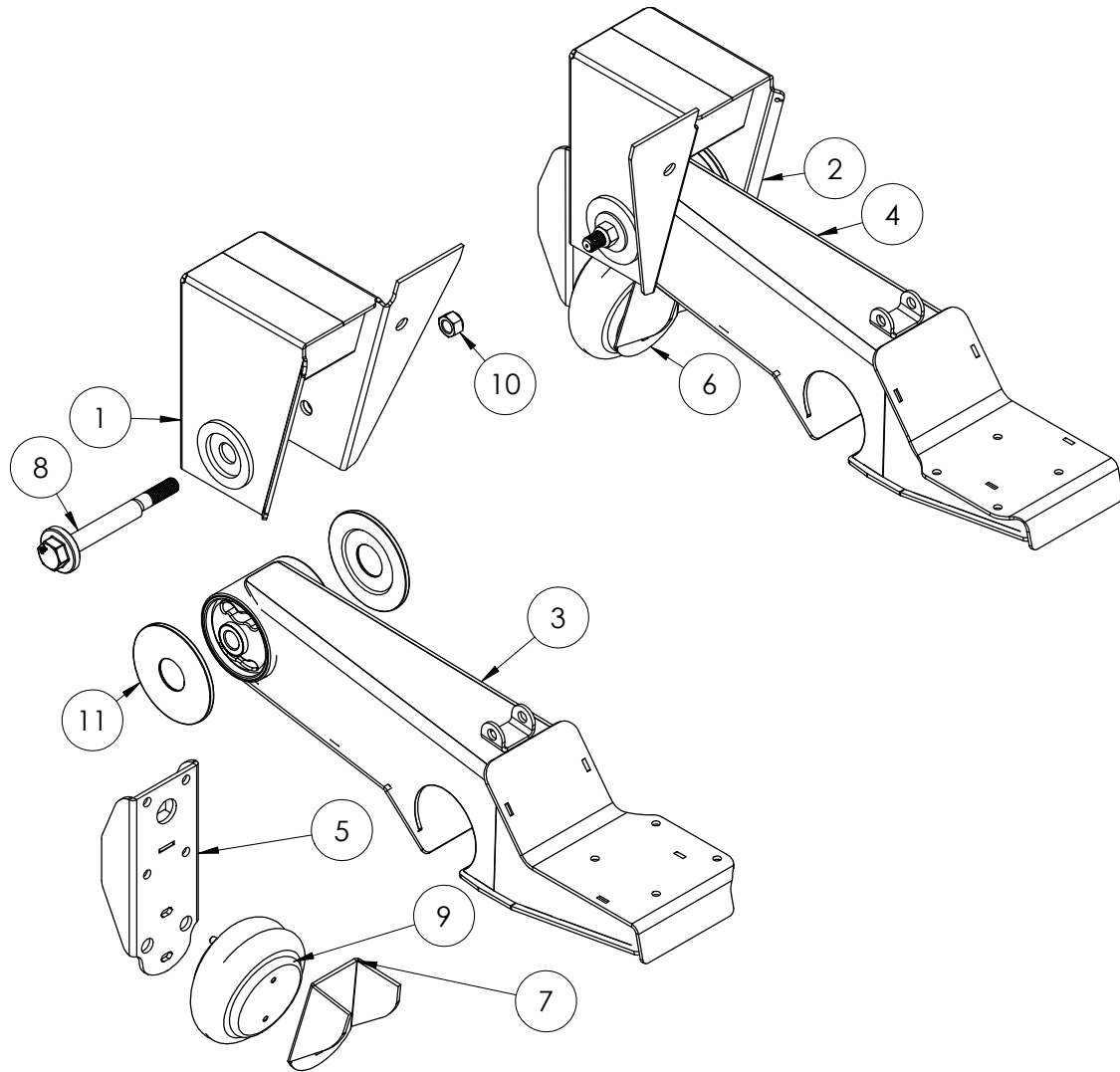


2,41Kg

**FA 0693** FUSO DO TENSOR SR 1.1/4" COM 395

"AS MARCAS E CÓDIGOS CITADOS SÃO UTILIZADOS MERAMENTE COMO REFERÊNCIAS." OS VALORES DOS PESOS SÃO APROXIMADOS.

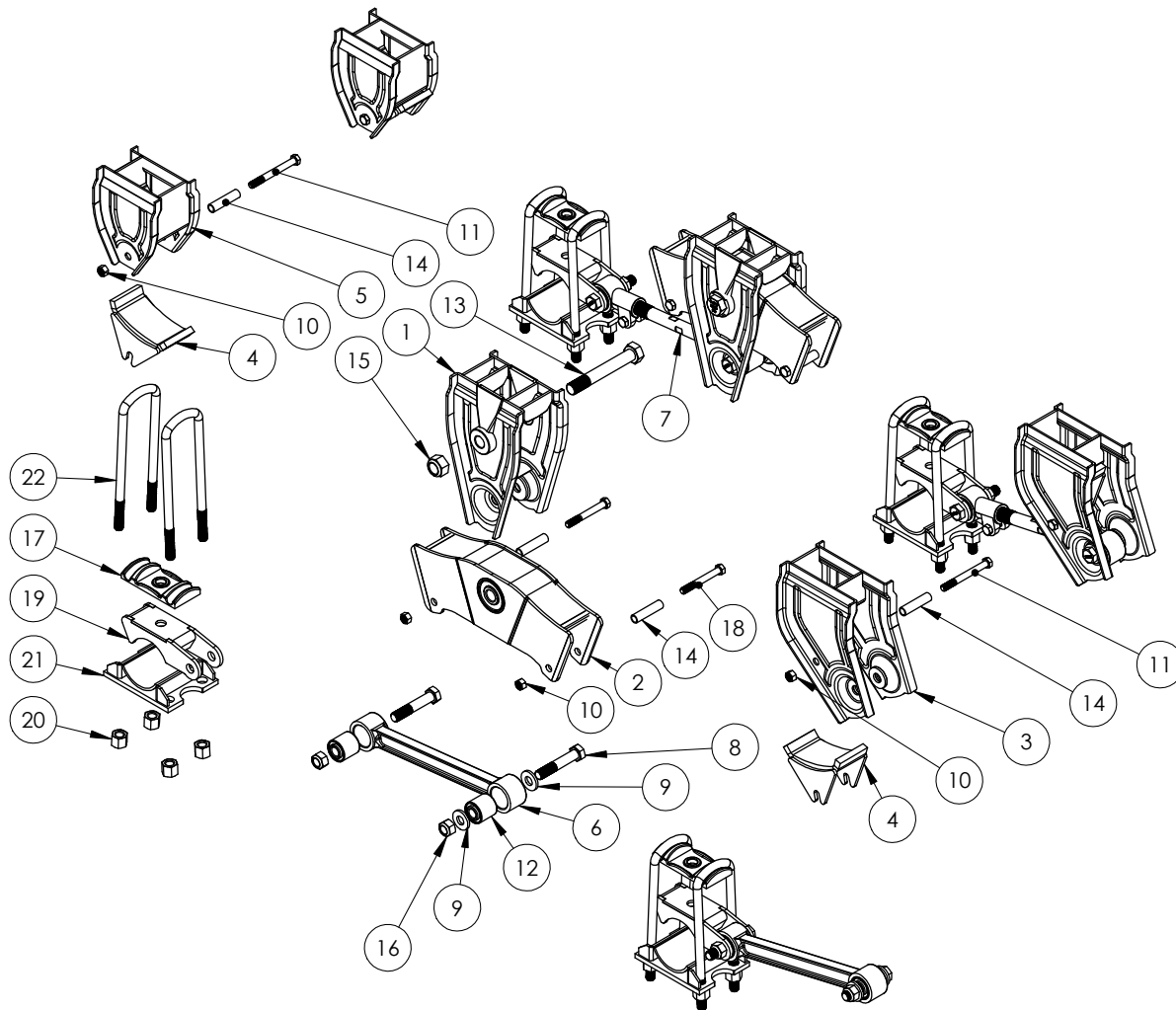




## SUSPENSÃO PLANA PNEUMÁTICA FACCHINI

NÚMERO	CÓDIGO	DESCRIÇÃO
1	SP 3270LE	SUPORTE DIANTEIRO LE
2	SP 3270LD	SUPORTE DIANTEIRO LD
3	FA 0709LE	BRAÇO ESQUERDO Ø 127mm
4	FA 0709LD	BRAÇO DIREITO Ø 127mm
5	FA 0710	BASE DA MOLLA
6	FA 0711LE	APOIO DA MOLLA

NÚMERO	CÓDIGO	DESCRIÇÃO
7	FA 0711LD	APOIO DA MOLLA
8	CR 2113	PARAFUSO EXCÊNTRICO
9	SP 3208PR	MOLLA PNEUMÁTICA
10	CR 2113P	PO. SX. 1" X 8FPP
11	PU 3244	ARRUELA DE ENCOSTO DA BUCHA



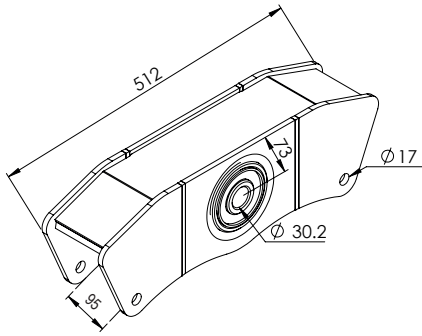
## SUSPENSÃO SEMIRREBOQUE LUBFREE FACCHINI



NÚMERO	CÓDIGO	DESCRIÇÃO	NÚMERO	CÓDIGO	DESCRIÇÃO
1	FA 0704	SUPORTE CENTRAL	12	BU 1209	BUCHA
2	FA 0703	BALANÇA	13	FA 0705	PINO BALANÇA
3	FA 0700	SUPORTE DIANTEIRO	14	DV 1791	ESPAÇADOR DA AGULHA
4	DV 1410	DESILIZANTE	15	PO 2024	PO. SX. M30 X 2 (MB) NYB ZB
5	FA 0702	SUPORTE TRASEIRO	16	PO 2022	PO. SX. M24 X 2 (MB) NYB ZB
6	SU 1025	TENSOR FIXO 480mm	17	DV 1492	GUIA DE GRAMPO
7	SU 1026	TENSOR REGULÁVEL 480mm	18	PF 1008	PF. SX. 5/8" UNC RP X 5"
8	TE 1315	PINO TENSOR	19	DV 1412C	SAPATA
9	RN 0195	ARRUELA	20	PO 2007	PO. SX. 7/8" UNF DPL
10	PO 2005	PO. SX. 5/8" UNC NYB ZB	21	RN 0159R	SAPATA INFERIOR
11	PF 1009	PF. SX. 5/8" UNC RP X 6"	22	GP 7892420	GRAMPO 7/8" x 92 x 420mm

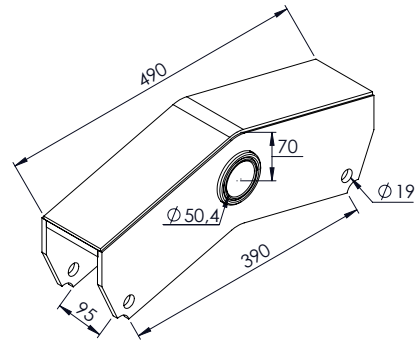
"AS MARCAS E CÓDIGOS CITADOS SÃO UTILIZADOS MERAMENTE COMO REFERÊNCIAS." OS VALORES DOS PESOS SÃO APROXIMADOS.

# LIBRELATO



**LB 1005** BALANÇA SR LUBFREE

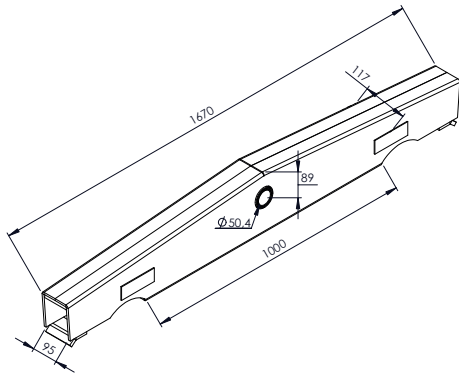
15,52Kg



**RN 0103** BALANÇA ASA-DELTA CARRETA PINO Ø 50mm

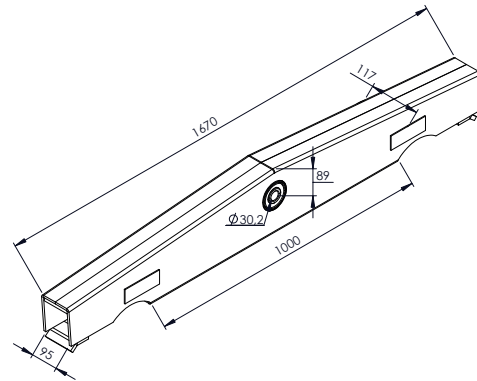
14,42Kg  
15,13Kg

**RN 0103A** BALANÇA ASA-DELTA 3/8" CARRETA PINO Ø 50mm



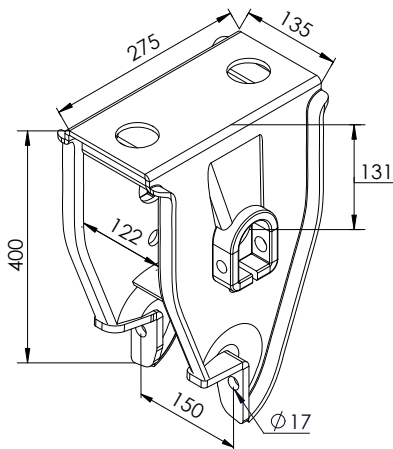
**LB 1011** BALANÇA SUSPENSÃO DISTANCIADA PINO Ø 50mm

57,99Kg



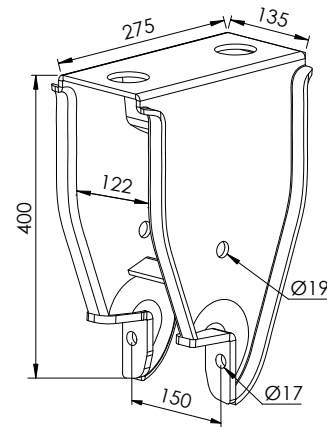
**LB 1012** BALANÇA SUSPENSÃO DISTANCIADA LUBFREE

59,87Kg



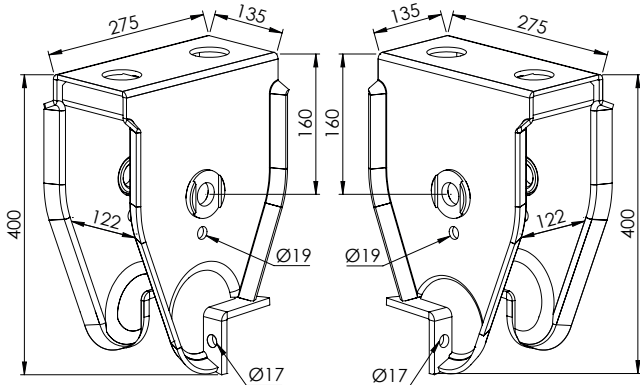
**LB 1002** SUPORTE CENTRAL SR NAKATA PINO Ø 50mm

13,20Kg



**LB 1003** SUPORTE DIANTEIRO SR NAKATA

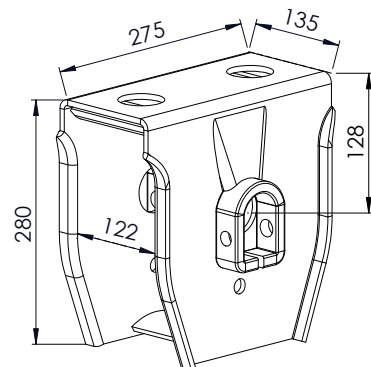
13,19Kg



**LB 1004LE** SUPORTE CENTRAL LE SR NAKATA Ø 30mm

13,65Kg  
13,65Kg

**LB 1004LD** SUPORTE CENTRAL LD SR NAKATA Ø 30mm

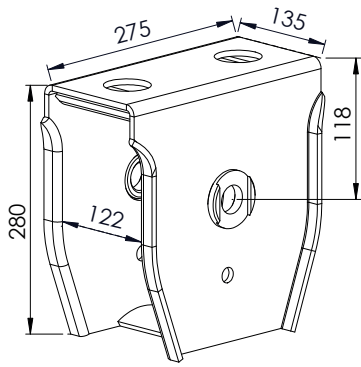


**LB 1009** SUPORTE CENTRAL SUSP. DISTANCIADA PINO Ø 50mm

11,25Kg

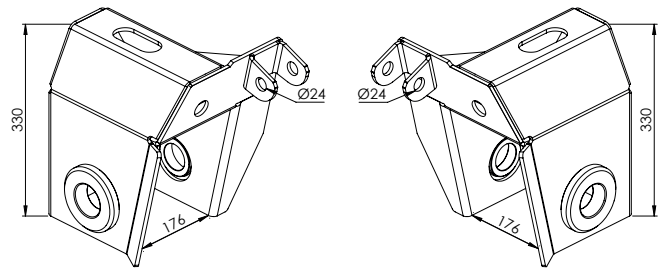
"AS MARCAS E CÓDIGOS CITADOS SÃO UTILIZADOS MERAMENTE COMO REFERÊNCIAS." OS VALORES DOS PESOS SÃO APROXIMADOS.





10,38Kg

**LB 1010** SUPORTE CENTRAL SUSPENSÃO DISTANCIADA LUBFREE



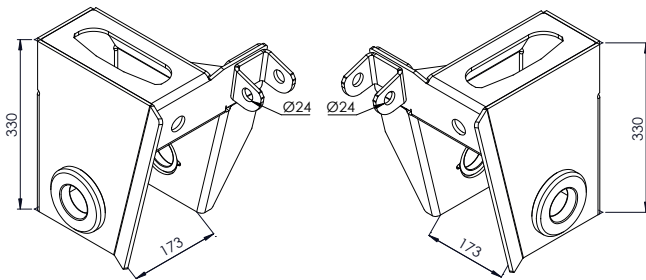
(ALINHAMENTO HARDLOCK)

IBERO: SPS.059.001.061  
IBERO: SPS.059.000.061

20,67Kg

**LB 1014LE** SUPORTE LE SUSP. A AR S400 CHANFRO DUPLO

**LB 1014LD** SUPORTE LD SUSP. A AR S400 CHANFRO DUPLO



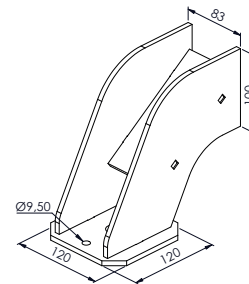
(ALINHAMENTO HARDLOCK)

IBERO: SPS.059.001.063  
IBERO: SPS.059.000.063

19,14Kg

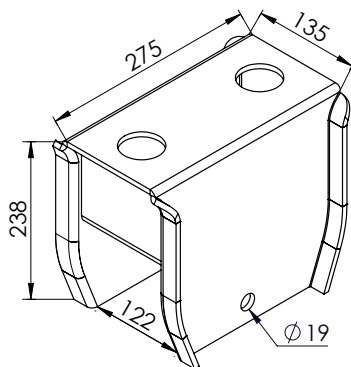
**LB 1023LE** SUPORTE LE SUSP. A AR S400 CHANFRO INTERNO

**LB 1023LD** SUPORTE LD SUSP. A AR S400 CHANFRO INTERNO



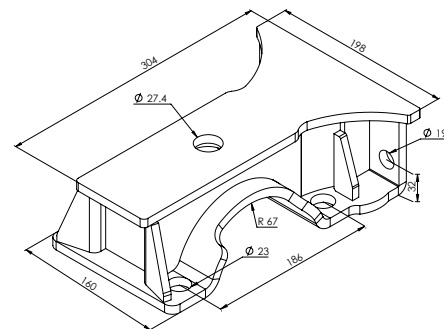
3,72Kg

**LB 1024** SUPORTE SUSPENSOR LATERAL SUPERIOR S400



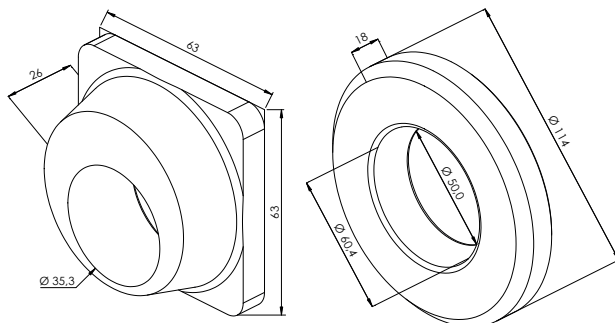
9,78Kg

**SU 1019** SUPORTE TRASEIRO SR



8,64Kg

**LB 1008** SAPATA LIBRELATO



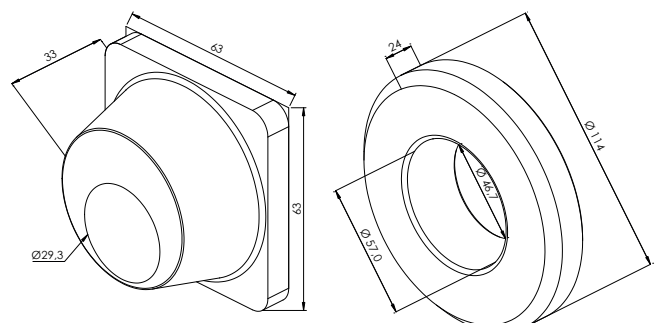
(ALINHAMENTO HARDLOCK)

IBERO: CLA.059.000.08  
IBERO: CLA.059.000.07

0,72Kg  
0,97Kg

**LB 1016** COLAR DE ALINHAMENTO QUADRADO 26mm

**LB 1017** COLAR DE ALINHAMENTO CÔNICO 18mm



(ALINHAMENTO CÔNICO)

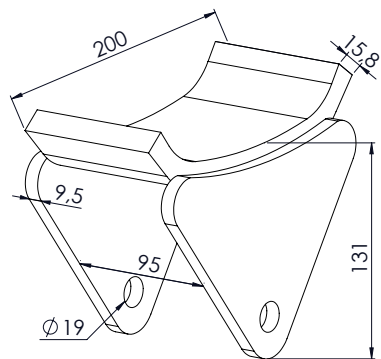
IBERO: CLA.059.000.06  
IBERO: CLA.059.000.05

0,92Kg  
1,18Kg

**LB 1018** COLAR DE ALINHAMENTO QUADRADO 33mm

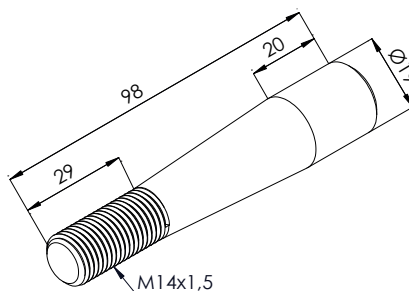
**LB 1015** COLAR DE ALINHAMENTO CÔNICO 24mm

# LIBRELATO



**SU 1020** DESLIZANTE SR

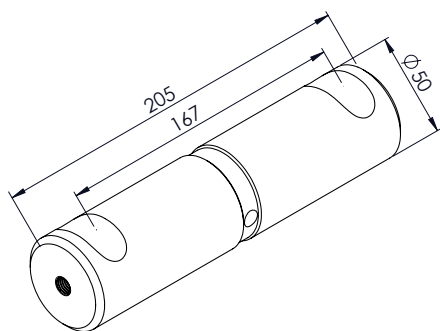
4,73Kg



**RN 0161** PINO CÔNICO

0,16Kg  
0,18Kg

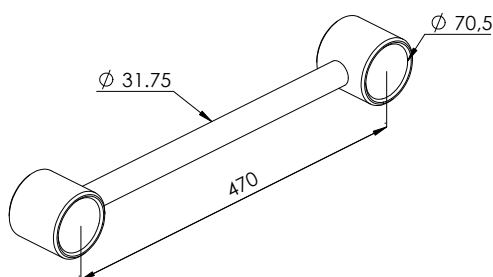
**RN 0161A** PINO CÔNICO (COM PORCA)



**RN 0185** PINO BALANÇA Ø 50mm

3,03Kg

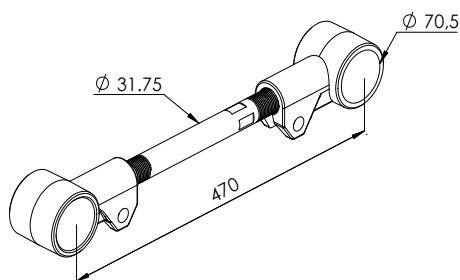
**RN 0185C** PINO BALANÇA (TEMPERADO) Ø 50mm



**LB 1006B** TENSOR FIXO COM 470mm 1.1/4"

5,14Kg

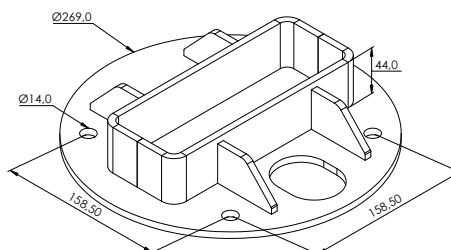
**LB 1006** TENSOR FIXO COM 520mm 1.1/4"



**LB 1007B** TENSOR REGULÁVEL COM 470mm 1.1/4"

7,38Kg

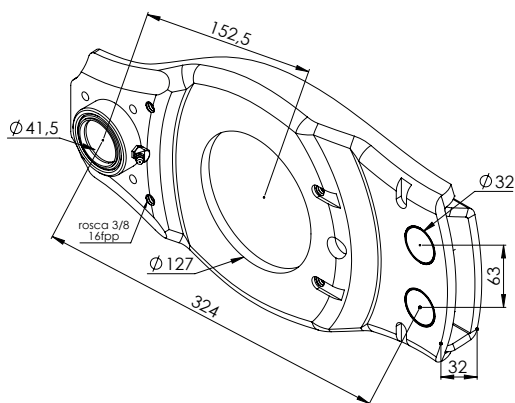
**LB 1007** TENSOR REGULÁVEL COM 520mm 1.1/4"



IBERO: SPS.059.000.51

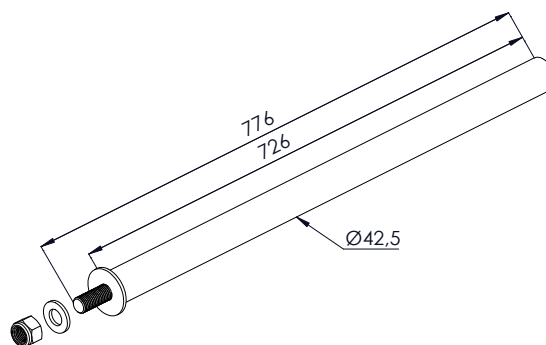
4,31Kg

**LB 1013** CHAPA FIXAÇÃO FOLE SUSPENSÃO PNEUMÁTICA



**EX 5031G** SPIDER (127mm - EIXO REDONDO) LIBRELATO

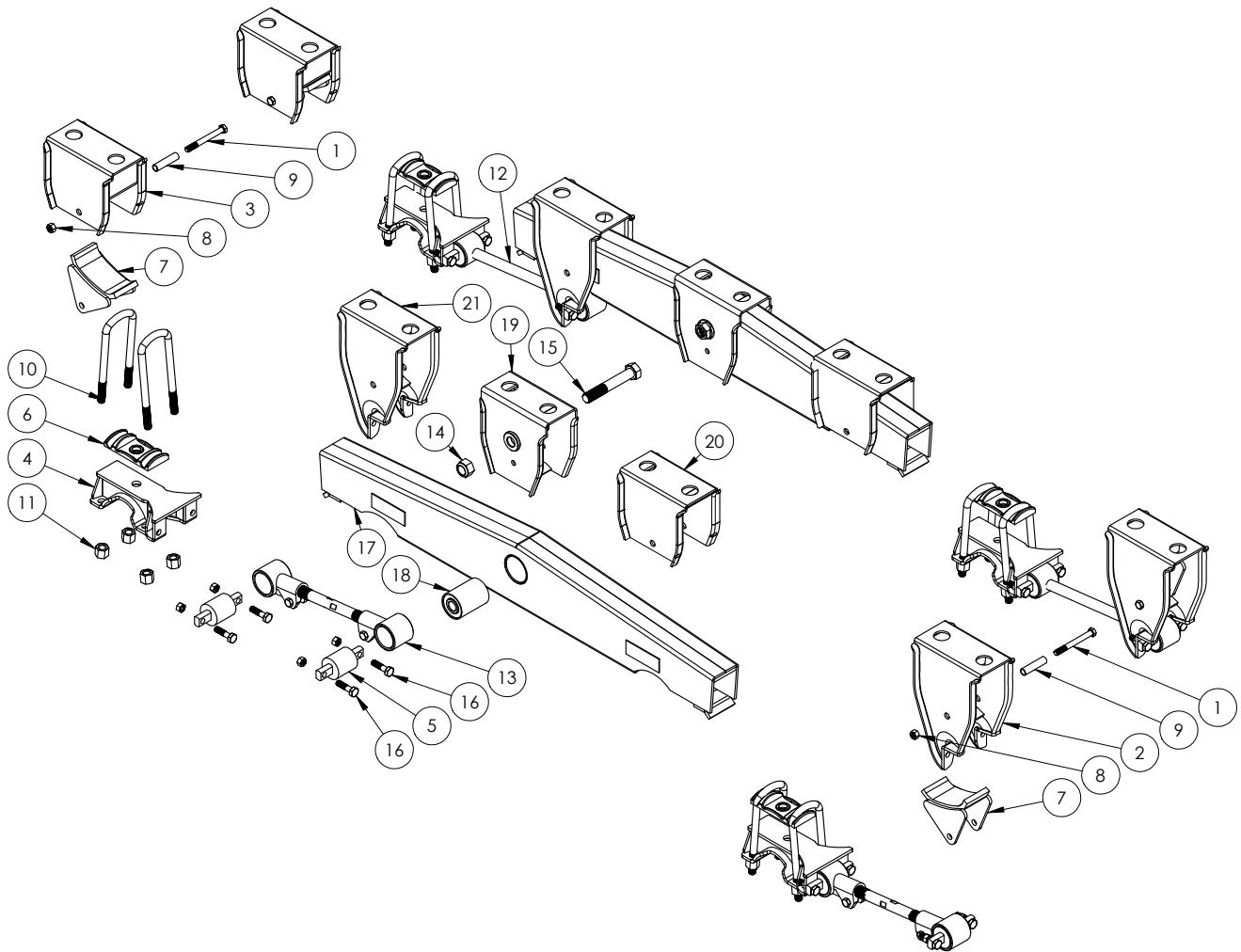
5,20Kg



**LB 1022** SUP. PARA-LAMA LIBRELATO 726mm C/ PORCA Ø 42,5mm

2,98Kg

"AS MARCAS E CÓDIGOS CITADOS SÃO UTILIZADOS MERAMENTE COMO REFERÊNCIAS." OS VALORES DOS PESOS SÃO APROXIMADOS.

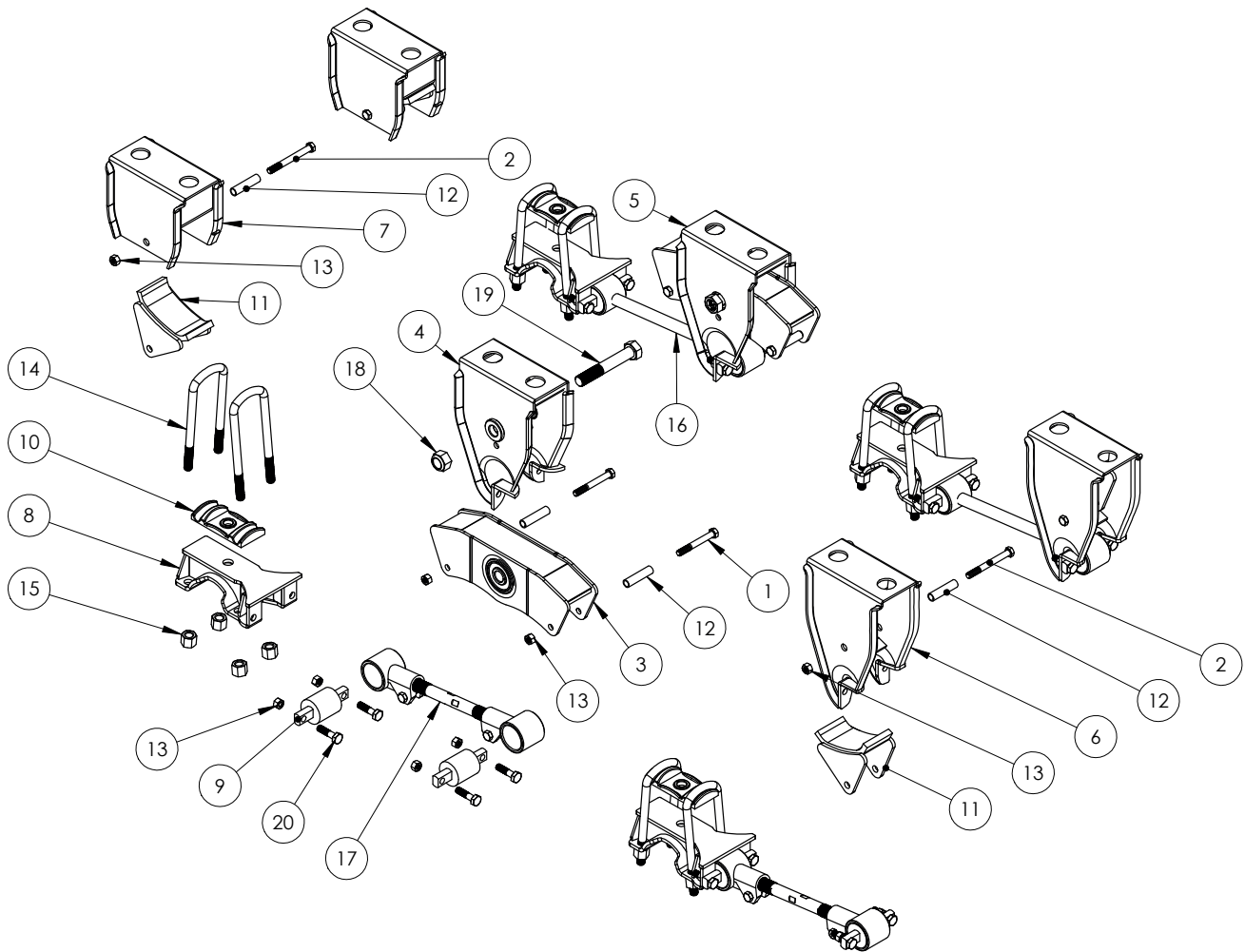


## SUSPENSÃO SEMIRREBOQUE LUBFREE LIBRELATO

NÚMERO	CÓDIGO	DESCRIÇÃO
1	PF 1009	PF. SX. 5/8" UNC RP X 6"
2	LB 1003	SUPORTE DIANTEIRO
3	SU 1019	SUPORTE TRASEIRO
4	LB 1008	SAPATA
5	BU 1216	BUCHA
6	DV 1492	GUIA DE GRAMPO
7	SU 1020	DESLIZANTE
8	PO 2005	PO. SX. 5/8" UNC NYB ZB
9	DV 1791	ESPAÇADOR DA AGULHA
10	GP 7892290	GRAMPO 7/8" x 92 x 290mm

NÚMERO	CÓDIGO	DESCRIÇÃO
11	PO 2007	PO. SX. 7/8" UNF DPL
12	LB 1006B	TENSOR FIXO 470mm
13	LB 1007B	TENSOR REGULÁVEL 470mm
14	PO 2024	PO. SX. M30 X 2 (MB) NYB ZB
15	RN 019924A	PINO BALANÇA (SEM PORCA)
16	PF 1036	PF. SX. 5/8" UNC RP X 5/8" X 2.1/2"
17	LB 1012	BALANÇA DISTANCIADA
18	RN 019925	BUCHA
19	LB 1010	SUPORTE CENTRAL
20	LB 1020	SUPORTE GUIA DIANTEIRO
21	LB 1021	SUPORTE GUIA TRASEIRO

"AS MARCAS E CÓDIGOS CITADOS SÃO UTILIZADOS MERAMENTE COMO REFERÊNCIAS." OS VALORES DOS PESOS SÃO APROXIMADOS.

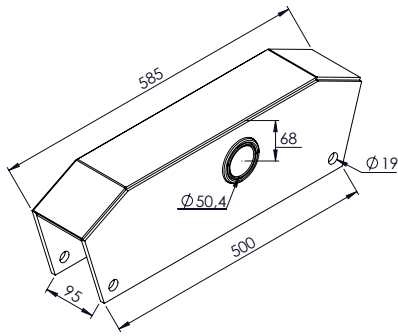


"AS MARCAS E CÓDIGOS CITADOS SÃO UTILIZADOS MERAMENTE COMO REFERÊNCIAS." OS VALORES DOS PESOS SÃO APROXIMADOS.

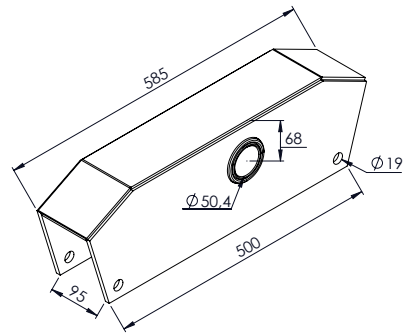
## SUSPENSÃO LUBFREE LIBRELATO

NÚMERO	CÓDIGO	DESCRIÇÃO
1	PF 1008	PF. SX. 5/8" UNC RP X 5"
2	PF 1009	PF. SX. 5/8" UNC RP X 6"
3	LB 1005	BALANÇA
4	LB 1004LD	SUPORTE CENTRAL LD
5	LB 1004LE	SUPORTE CENTRAL LE
6	LB 1003	SUPORTE DIANTEIRO
7	SU 1019	SUPORTE TRASEIRO
8	LB 1008	SAPATA
9	BU 1216	BUCHA
10	DV 1492	GUIA DE GRAMPO

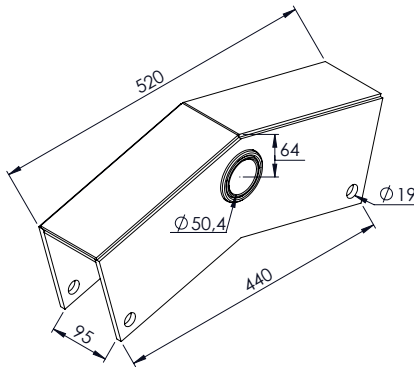
NÚMERO	CÓDIGO	DESCRIÇÃO
11	SU 1020	DESLIZANTE
12	DV 1791	ESPAÇADOR DA AGULHA
13	PO 2005	PO. SX. 5/8" UNC NYB ZB
14	GP 7892360	GRAMPO 7/8" x 92 x 360mm
15	PO 2007	PO. SX. 7/8" UNF DPL
16	LB 1006B	TENSOR FIXO 470mm
17	LB 1007B	TENSOR REGULÁVEL 470mm
18	PO 2024	PO. SX. M30 X 2 (MB) NYB ZB
19	RN 019924A	PINO BALANÇA
20	PF 1036	PF. SX. 5/8" UNC RP X 5/8" X 2.1/2"



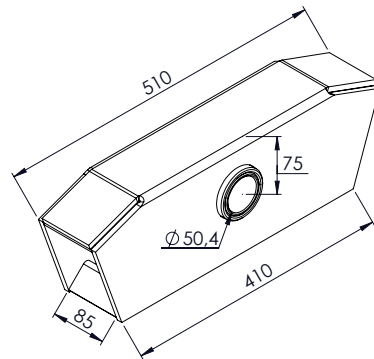
(UNIVERSAL)  
**GR 0404** BALANÇA TRUCK CAVALO LS PINO Ø 50mm 18,45Kg



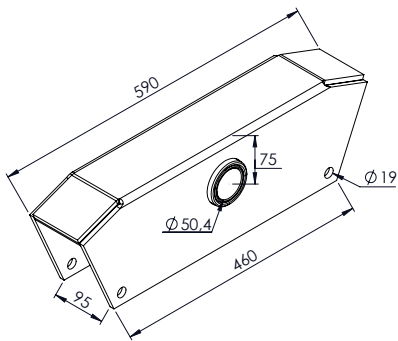
18,40Kg  
**GR 0404LE** BALANÇA LE TRUCK CAVALO LS PINO Ø 50mm  
**GR 0404LD** BALANÇA LD TRUCK CAVALO LS PINO Ø 50mm



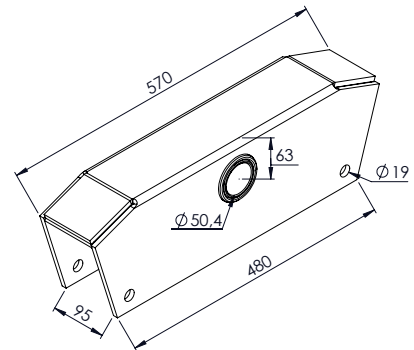
**GR 0402** BALANÇA CARRETA ASA-DELTA LS PINO Ø 50mm  
**GR 0402F** BALANÇA CARRETA ASA-DELTA C/ BUCHA LUBFREE 15,79Kg



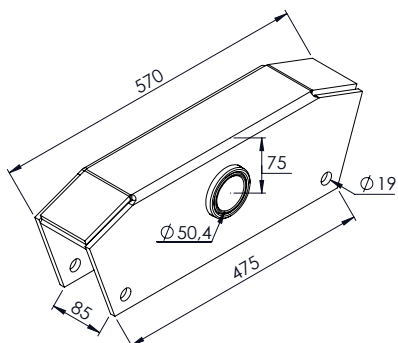
16,77Kg  
**GR 0403** BALANÇA TRUCK GUERRA PINO Ø 50mm



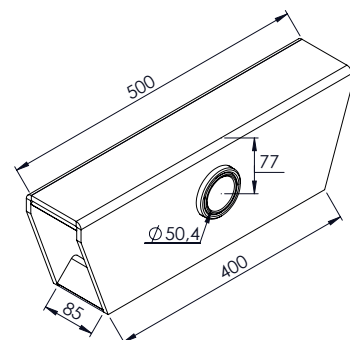
20,02Kg  
**GR 0401** BALANÇA CARRETA GR. INTERMEDIÁRIA PINO Ø 50mm



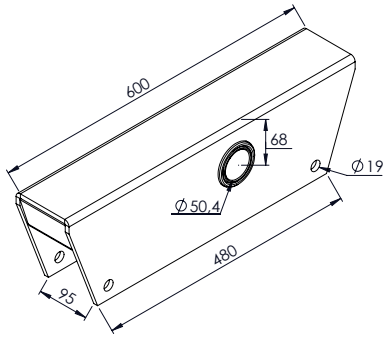
19,67Kg  
**GR 0449** BALANÇA CARRETA GUERRA PINO Ø 50mm



18,13Kg  
**GR 0461** BALANÇA TE PINO Ø 50mm

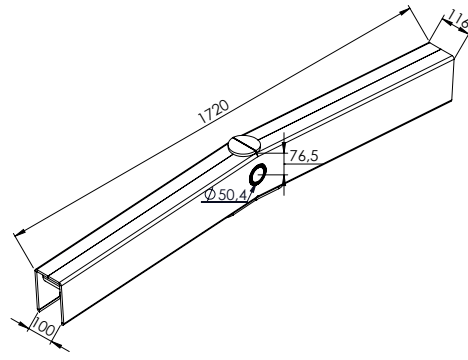


18,83Kg  
**GR 0400** BALANÇA RETA TRUCK GUERRA PINO Ø 50mm



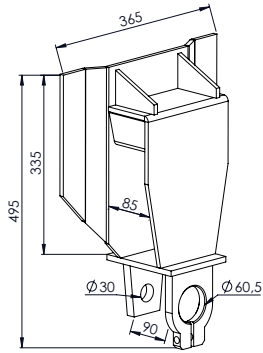
21,63Kg

**SU 1059** BALANÇA CAVALO MODERNA PINO Ø 50mm



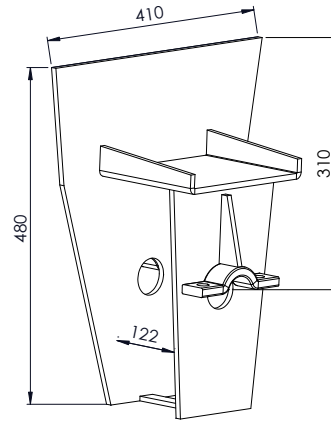
64,67Kg

**GR 0496** BALANÇA DA CARRETA SUSP. DISTANCIADA PINO Ø 50mm



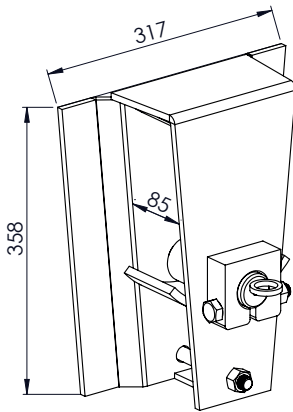
16,91Kg

**GR 0431** SUPORTE DIANTEIRO TRUCK



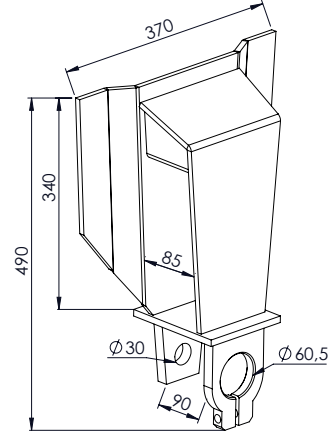
16,69Kg

**GR 0435** SUPORTE CENTRAL TRUCK Ø 50mm



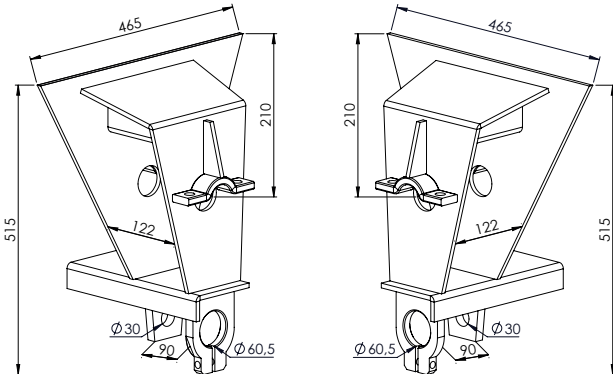
16,14Kg

**GR 0423** SUPORTE TRASEIRO TRUCK



15,51Kg

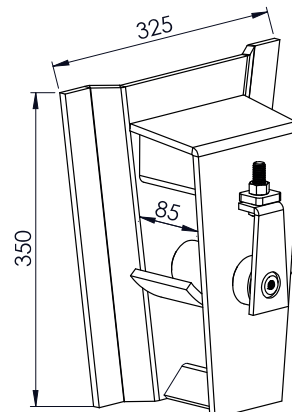
**GR 0422** SUPORTE DIANTEIRO TRUCK



20,82Kg

**GR 0421** SUPORTE CENTRAL LE TE Ø 50mm

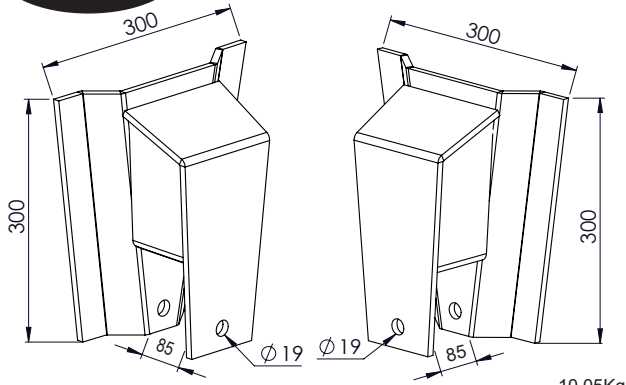
**GR 0420** SUPORTE CENTRAL LD TE Ø 50mm



20,80Kg

**GR 0433** SUPORTE TRASEIRO TRUCK

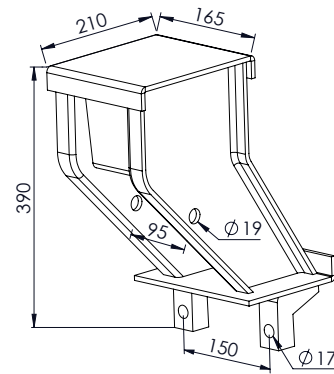
"AS MARCAS E CÓDIGOS CITADOS SÃO UTILIZADOS MERAMENTE COMO REFERÊNCIAS." OS VALORES DOS PESOS SÃO APROXIMADOS.



**GR 0434LE** SUPORTE TRASEIRO LE TE

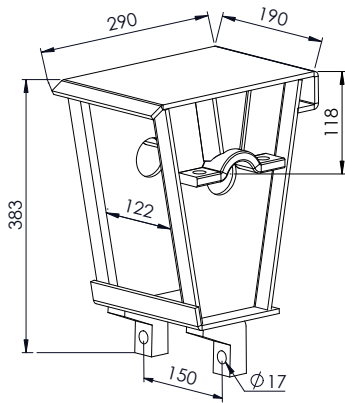
**GR 0434LD** SUPORTE TRASEIRO LD TE

10,05Kg



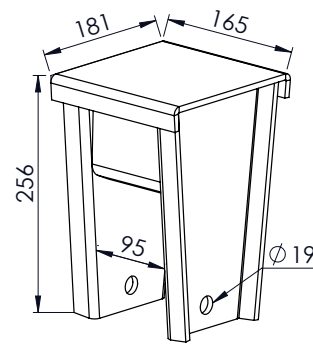
**GR 0441** SUPORTE DIANTEIRO CARRETA

14,43Kg



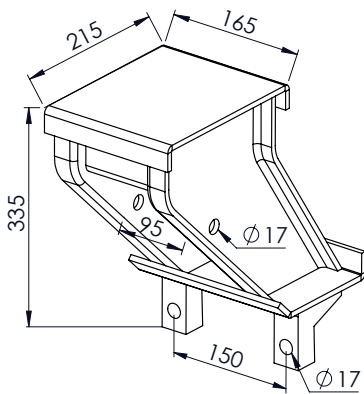
**GR 0443** SUPORTE CENTRAL CARRETA Ø 50mm

15,38Kg



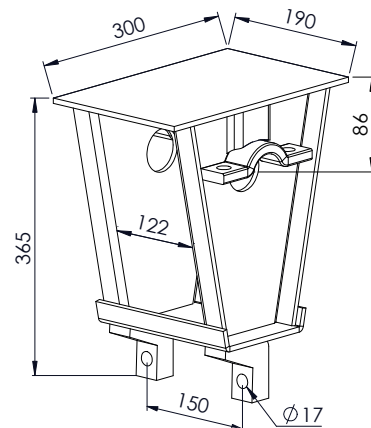
**GR 0442** SUPORTE TRASEIRO CARRETA

8,51Kg



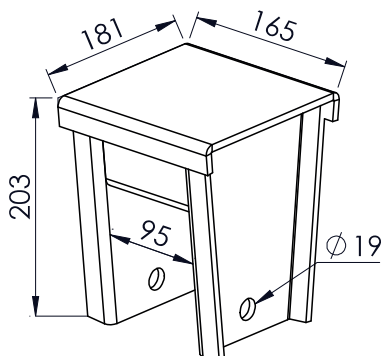
**GR 0476** SUPORTE DIANTEIRO 1º BITREM

12,47Kg



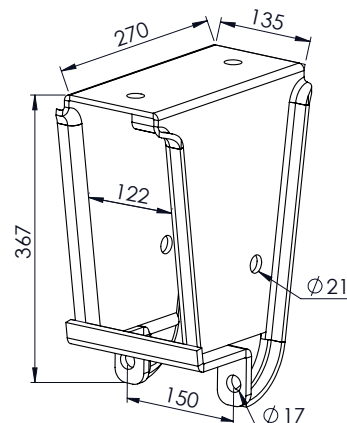
**GR 0477** SUPORTE CENTRAL 1º BITREM Ø 50mm

14,29Kg



**GR 0478** SUPORTE TRASEIRO 1º BITREM

6,91Kg

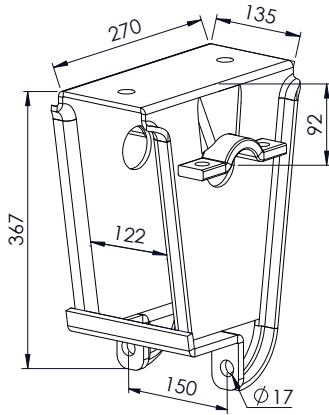


**SU 1047** SUPORTE DIANTEIRO SR 1º BITREM

12,10Kg

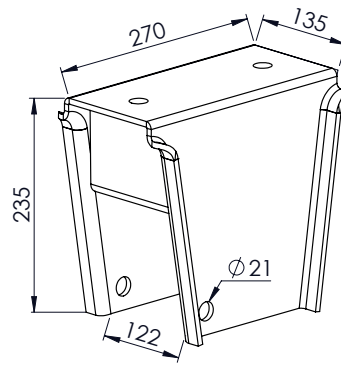
“AS MARCAS E CÓDIGOS CITADOS SÃO UTILIZADOS MERAMENTE COMO REFERÊNCIAS.” OS VALORES DOS PESOS SÃO APROXIMADOS.

# GUERRA



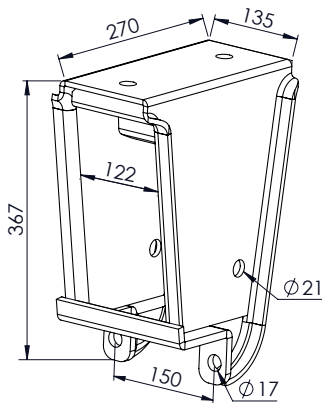
11,45Kg

**SU 1048** SUPORTE CENTRAL SR 1º BITREM Ø 50mm



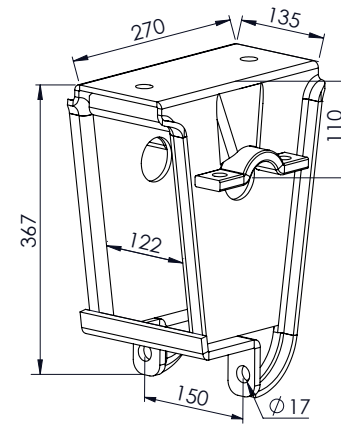
8,57Kg

**SU 1049** SUPORTE TRASEIRO SR 1º BITREM



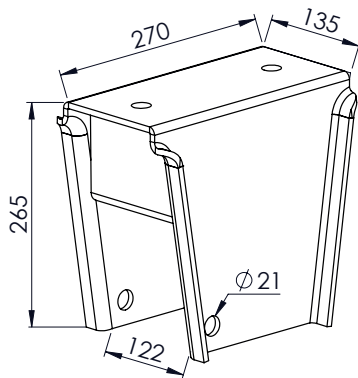
12,91Kg

**SU 1053** SUPORTE DIANTEIRO SR 2º BITREM



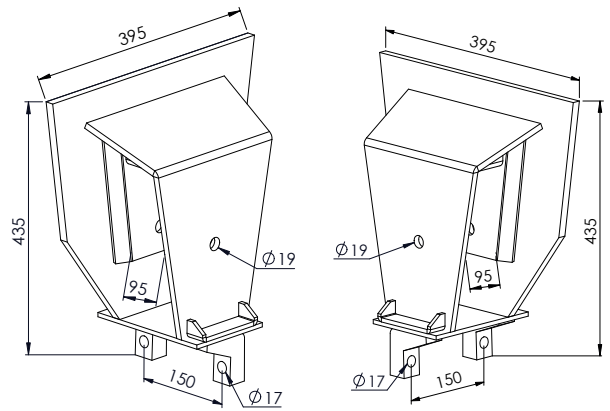
12,81Kg

**SU 1054** SUPORTE CENTRAL SR 2º BITREM PINO Ø 50mm



10,31Kg

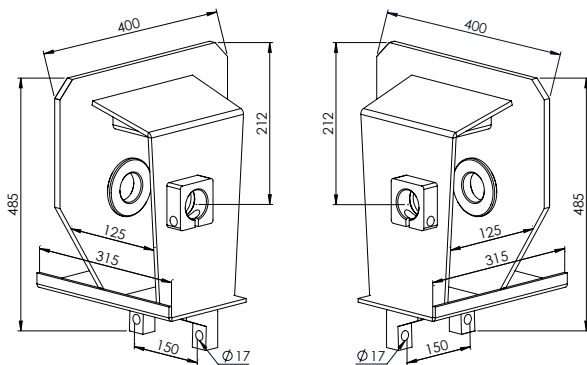
**SU 1055** SUPORTE TRASEIRO SR 2º BITREM



22,90Kg

**SU 1058LE** SUPORTE DIANTEIRO LE DO CAVALO

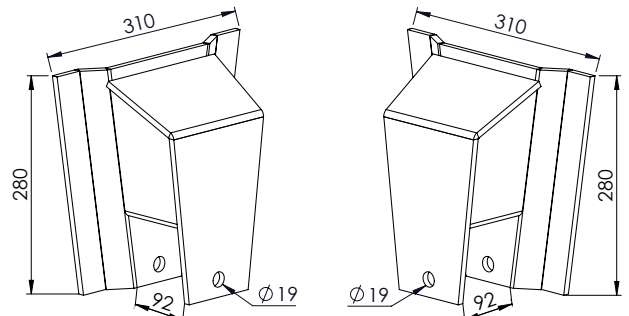
**SU 1058LD** SUPORTE DIANTEIRO LD DO CAVALO



27,41Kg

**SU 1057LE** SUPORTE CENTRAL LE DO CAVALO Ø 50mm

**SU 1057LD** SUPORTE CENTRAL LD DO CAVALO Ø 50mm



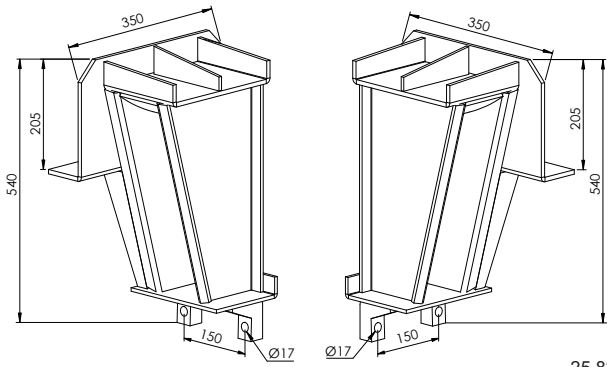
9,88Kg

**SU 1056LE** SUPORTE TRASEIRO LE DO CAVALO

**SU 1056LD** SUPORTE TRASEIRO LD DO CAVALO

"AS MARCAS E CÓDIGOS CITADOS SÃO UTILIZADOS MERAMENTE COMO REFERÊNCIAS." OS VALORES DOS PESOS SÃO APROXIMADOS.

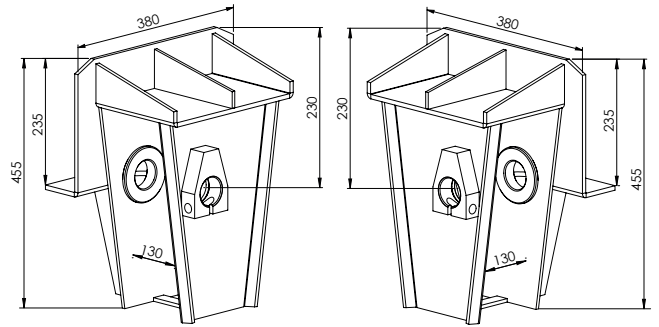




25,82Kg

**GR 0438** SUPORTE DIANTEIRO LE TRUKÃO LS

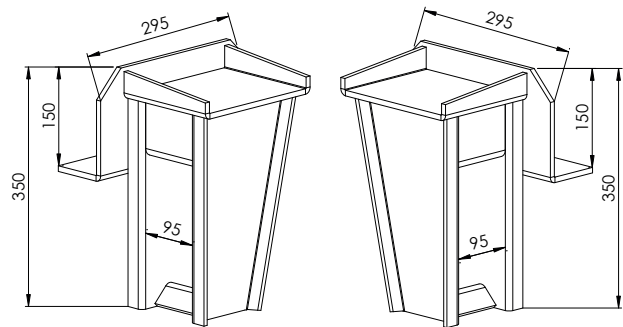
**GR 0437** SUPORTE DIANTEIRO LD TRUKÃO LS



24,00Kg

**GR 0459** SUPORTE CENTRAL LE TRUKÃO LS Ø 50mm

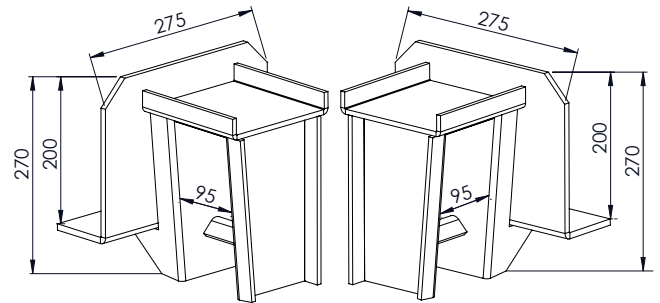
**GR 0450** SUPORTE CENTRAL LD TRUKÃO LS Ø 50mm



14,85Kg

**GR 0440** SUPORTE TRASEIRO LE TRUKÃO LS

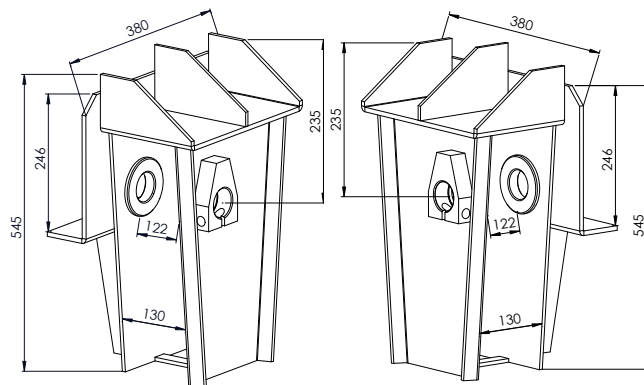
**GR 0439** SUPORTE TRASEIRO LD TRUKÃO LS



11,50Kg

**GR 0485LE** SUPORTE DIANTEIRO LE CAVALO VOLVO

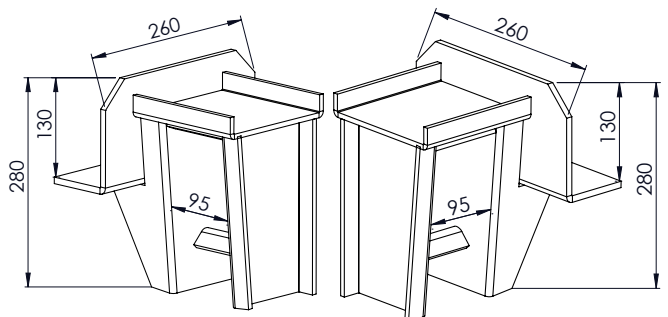
**GR 0485LD** SUPORTE DIANTEIRO LD CAVALO VOLVO



27,03Kg

**GR 0484** SUPORTE CENTRAL LE CAVALO VOLVO Ø 50mm

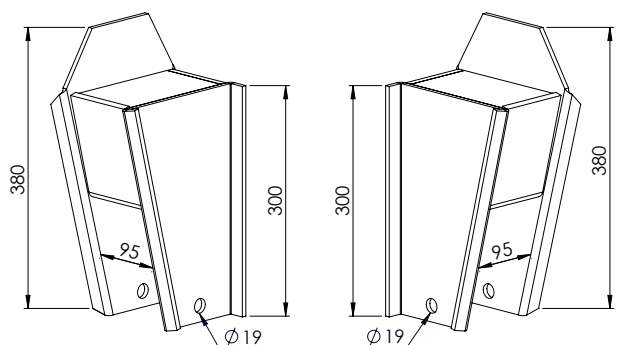
**GR 0483** SUPORTE CENTRAL LD CAVALO VOLVO Ø 50mm



10,41Kg

**GR 0486LE** SUPORTE TRASEIRO LE CAVALO VOLVO

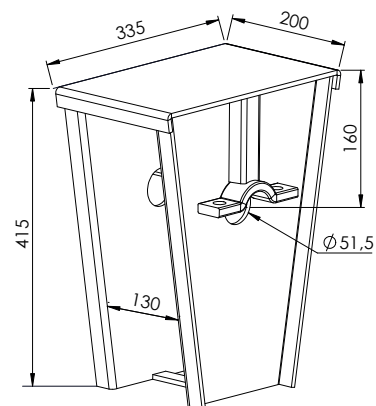
**GR 0486LD** SUPORTE TRASEIRO LD CAVALO VOLVO



10,15Kg

**GR 0447** SUPORTE TRASEIRO CARRETA LE

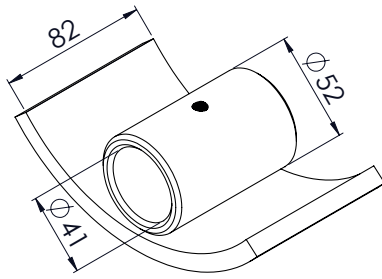
**GR 0446** SUPORTE TRASEIRO CARRETA LD



17,42Kg

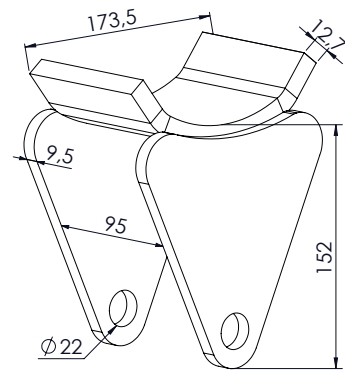
**GR 0464** SUPORTE CENTRAL SUSPENSÃO SR Ø 51,5mm

# GUERRA



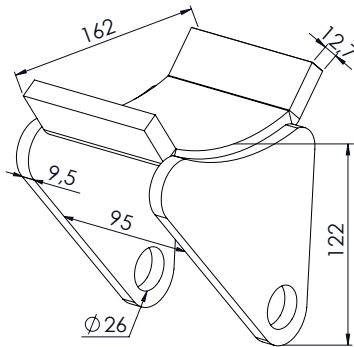
1,62Kg

**GR 0427** DESLIZANTE SUPORTE TRASEIRO



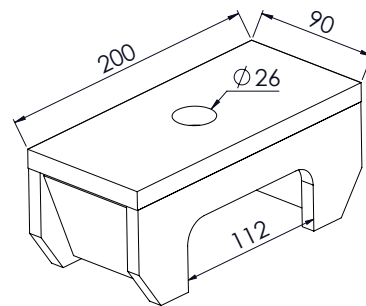
3,74Kg

**SU 1051** DESLIZANTE CARRETA ATÉ 2003



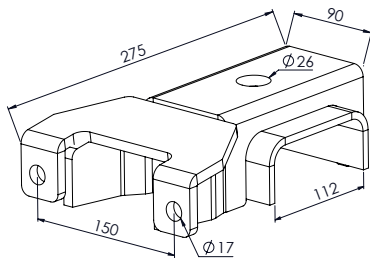
3,55Kg

**GR 0458** DESLIZANTE CARRETA APÓS 2003



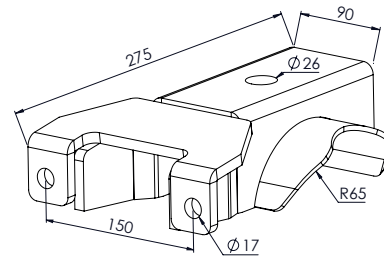
3,80Kg

**GR 0418** SAPATA CARRETA EIXO 112mm



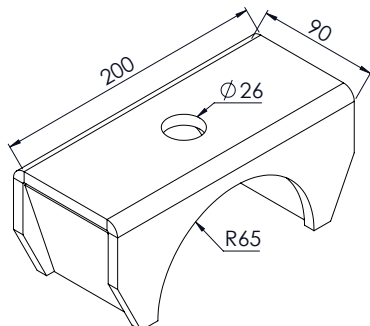
5,82Kg

**GR 0457** SAPATA CARRETA EIXO 112mm



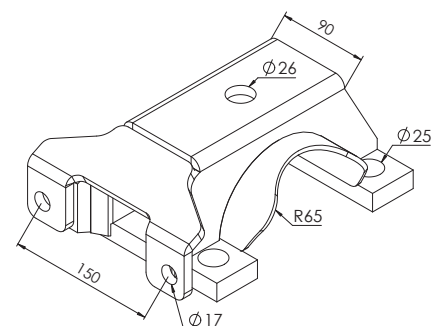
5,94Kg

**GR 0457R** SAPATA CARRETA EIXO Ø 130mm



2,78Kg

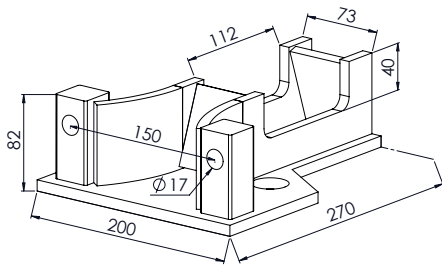
**GR 0490** SAPATA SUPERIOR EIXO Ø 130mm



6,92Kg

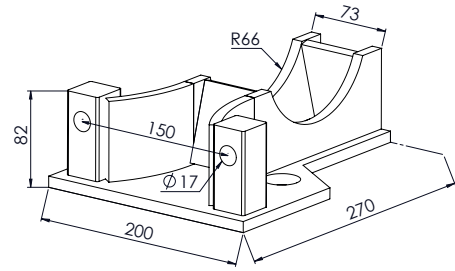
**GR 0497** SAPATA GUERRA MODERNA EIXO Ø 130mm

"AS MARCAS E CÓDIGOS CITADOS SÃO UTILIZADOS MERAMENTE COMO REFERÊNCIAS." OS VALORES DOS PESOS SÃO APROXIMADOS.



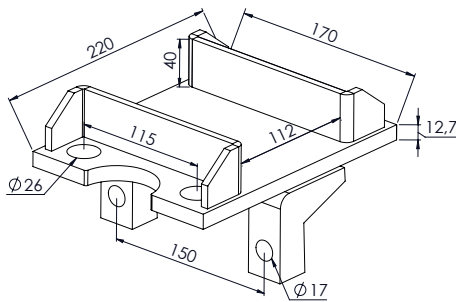
6,45Kg

**GR 0417** SAPATA CARRETA EIXO 112mm



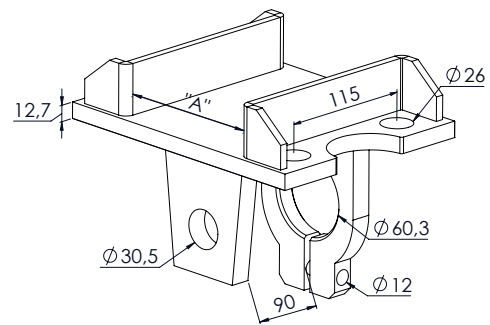
6,48Kg

**GR 0417R** SAPATA CARRETA EIXO Ø 130mm



5,76Kg

**GR 0451** SAPATA INFERIOR SR EIXO 112mm

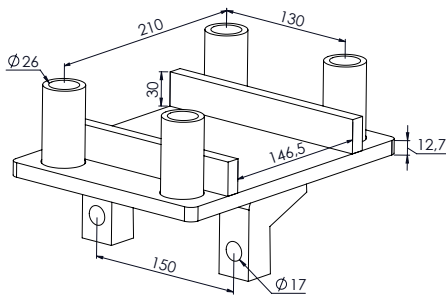


6,23Kg

**GR 0453** SAPATA INFERIOR CARRETA "A" 100mm

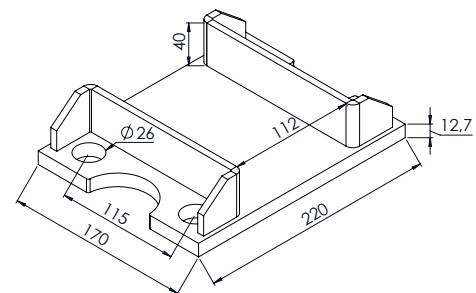
**GR 0454** SAPATA INFERIOR CARRETA "A" 120mm

**GR 0455** SAPATA INFERIOR CARRETA "A" 112mm



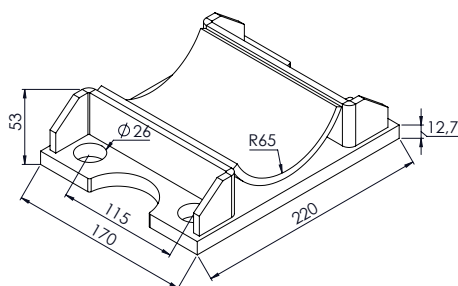
8,68Kg

**GR 0456** SAPATA INFERIOR TRAÇÃO CAVALO



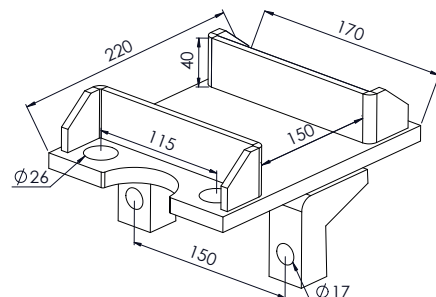
4,27Kg

**GR 0481** SAPATA INFERIOR CARRETA EIXO 112mm



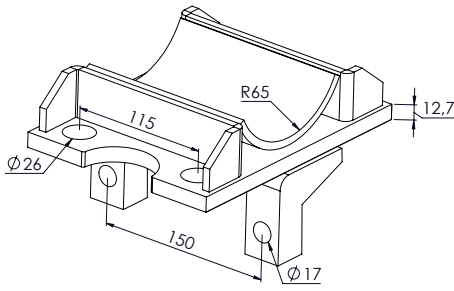
5,43Kg

**GR 0482** SAPATA INFERIOR CARRETA EIXO Ø 130mm



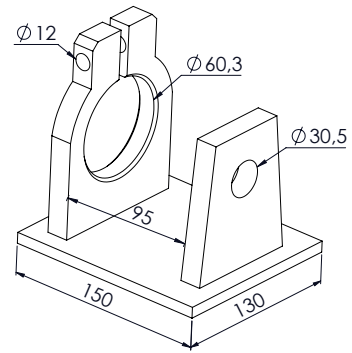
6,12Kg

**GR 0489** SAPATA INFERIOR SR EIXO 150mm ABERTA



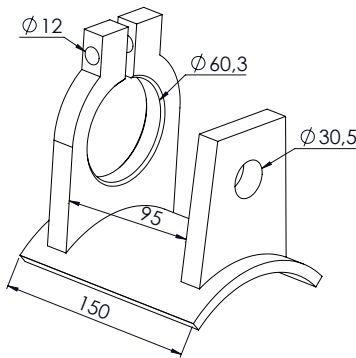
6,87Kg

**GR 0491** SAPATA INFERIOR EIXO Ø 130mm



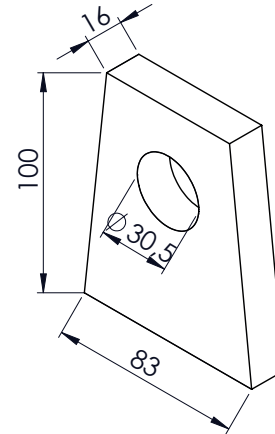
3,15Kg

**GR 0410** MANCAL TENSOR BASE RETA



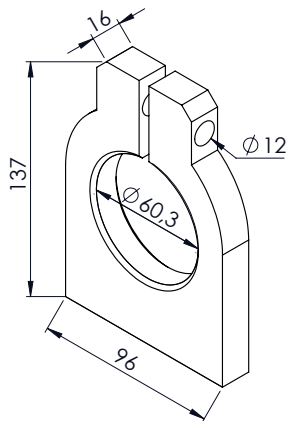
3,02Kg

**GR 0424** MANCAL TENSOR BASE CURVA



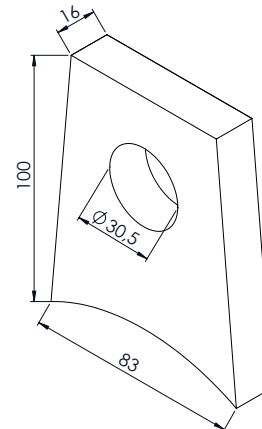
0,83Kg

**GR 0408** MANCAL INTERNO TENSOR RETO Ø 30,5mm



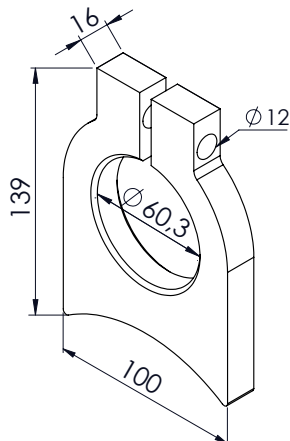
1,02Kg

**GR 0409** MANCAL EXTERNO TENSOR RETO



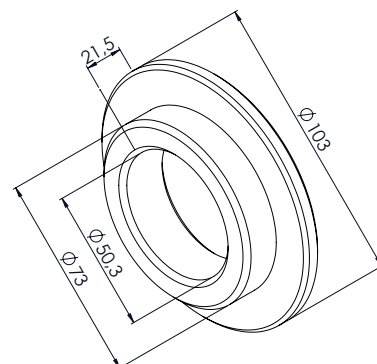
0,77Kg

**GR 0426** MANCAL INTERNO TENSOR CURVO Ø 30,5mm



1,11Kg

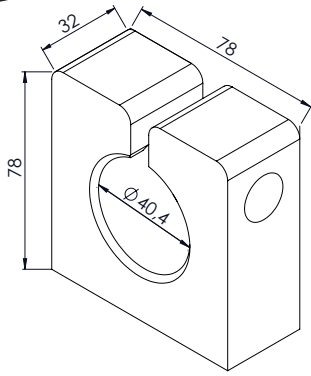
**GR 0425** MANCAL EXTERNO TENSOR CURVO



0,57Kg

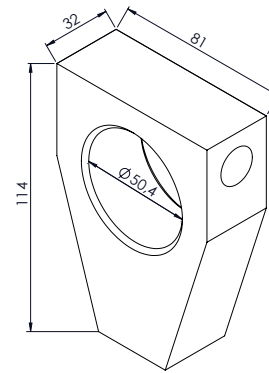
**GR 0466** MANCAL INTERNO SUPORTE CENTRAL DO TE LS

"AS MARCAS E CÓDIGOS CITADOS SÃO UTILIZADOS MERAMENTE COMO REFERÊNCIAS." OS VALORES DOS PESOS SÃO APROXIMADOS.



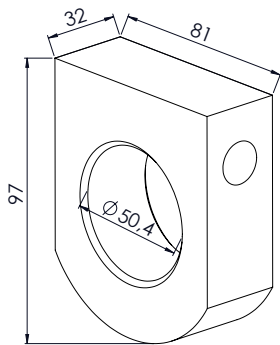
0,96Kg

**GR 0419** MANCAL SUPORTE TRASEIRO Ø 40mm



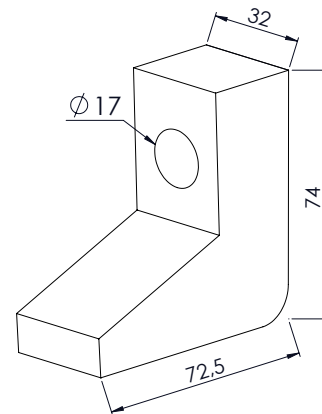
1,21Kg

**(FECHADO)**  
**GR 0406** MANCAL EXTERNO BALANÇA Ø 50mm



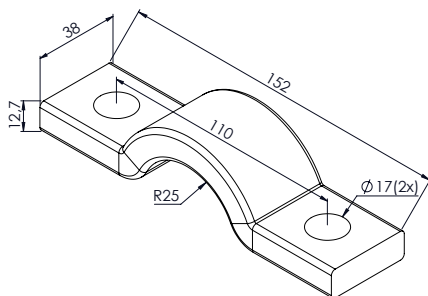
1,08Kg

**(FECHADO)**  
**GR 0465** MANCAL EXTERNO SUPORTE CENTRAL DO TE LS Ø 50mm



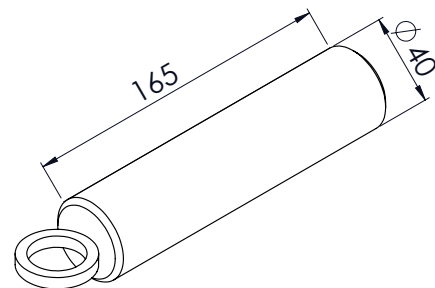
0,70Kg

**GR 0430** MANCAL TENSOR PARA CARRETA



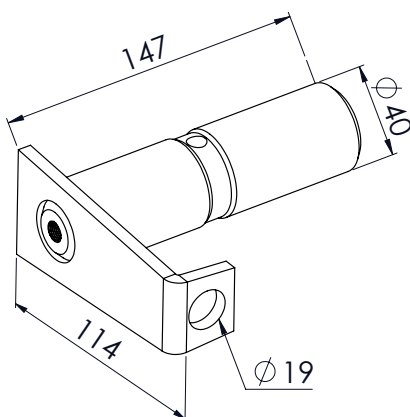
0,60Kg

**RN 0155** SEMI MANCAL PINO Ø 50mm



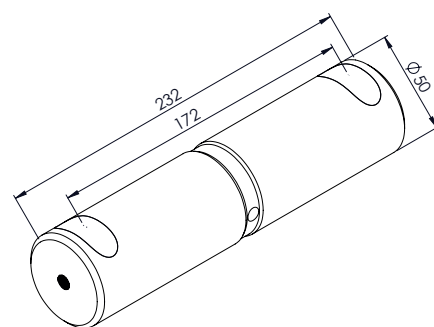
1,76Kg

**GR 0428** PINO COM ARGOLA SUPORTE TRASEIRO Ø 40mm



1,58Kg

**GR 0429** PINO COM ALAVANCA SUPORTE TRASEIRO Ø 40mm

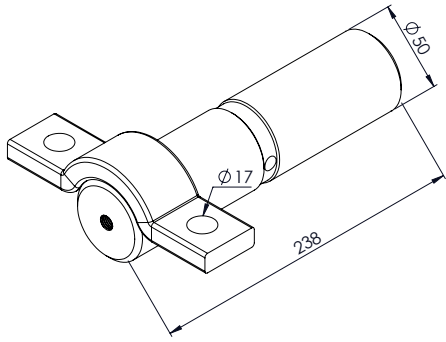


3,40Kg

**GR 0411** PINO BALANÇA DA CARRETA Ø 50mm

**GR 0411C** PINO BALANÇA DA CARRETA (TEMPERADO) Ø 50mm

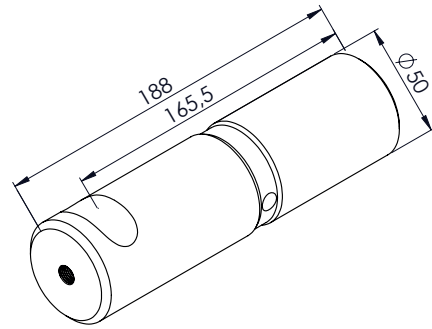
# GUERRA



4,08Kg

**GR 0412** PINO BALANÇA C/ MANCAL Ø 50mm

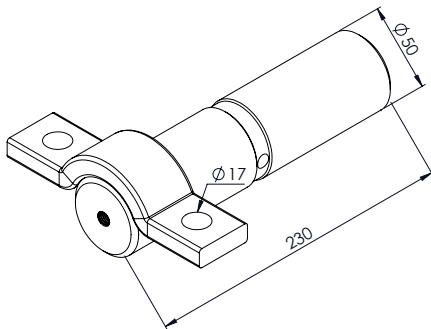
**GR 0412C** PINO BALANÇA C/ MANCAL (TEMPERADO) Ø 50mm



2,75Kg

**GR 0414** PINO BALANÇA DO TE LS Ø 50mm

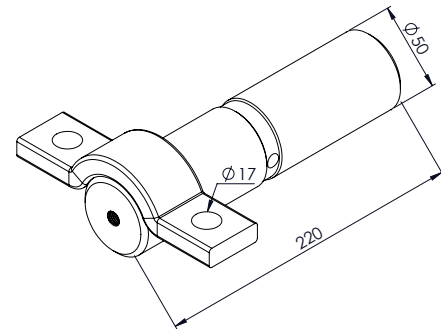
**GR 0414C** PINO BALANÇA DO TE LS (TEMPERADO) Ø 50mm



4,01Kg

**GR 0415** PINO BALANÇA C/ MANCAL Ø 50mm

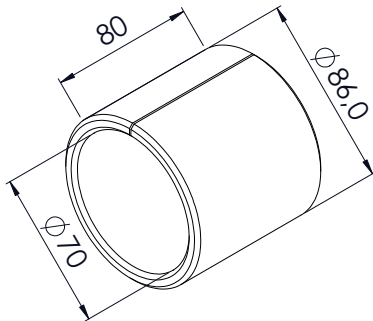
**GR 0415C** PINO BALANÇA C/ MANCAL (TEMPERADO) Ø 50mm



3,82Kg

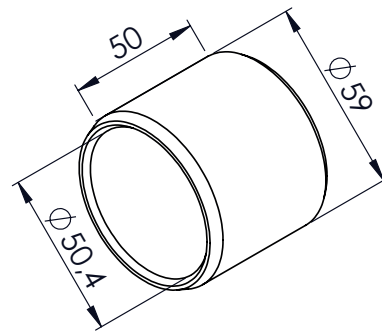
**GR 0467** PINO BALANÇA C/ MANCAL Ø 50mm

**GR 0467C** PINO BALANÇA C/ MANCAL (TEMPERADO) Ø 50mm



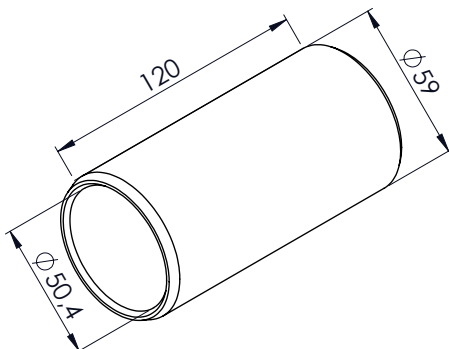
1,19Kg

**TE 1304** OLHAL TENSOR GUERRA



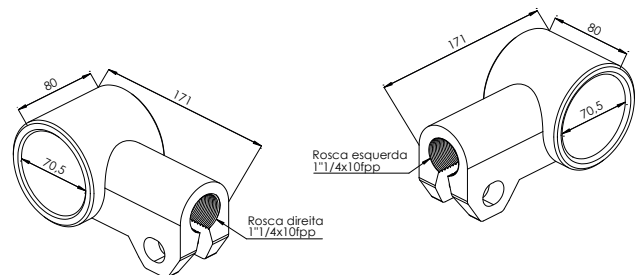
0,27Kg

**GR 0407** BUCHA INTERNA (CEMENTADA)



0,66Kg

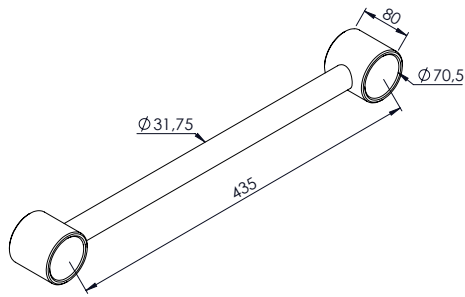
**GR 0452** BUCHA INTERNA (CEMENTADA)



2,40Kg

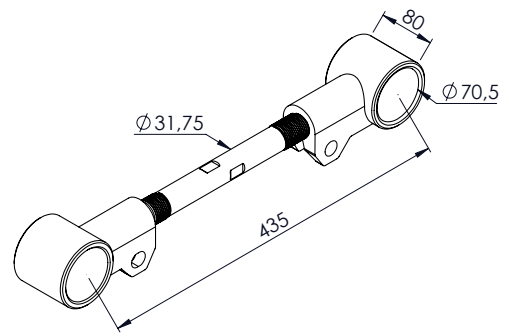
**GR 0473LE** PONTEIRA FUNDIDA ROSCA ESQUERDA

**GR 0473LD** PONTEIRA FUNDIDA ROSCA DIREITA



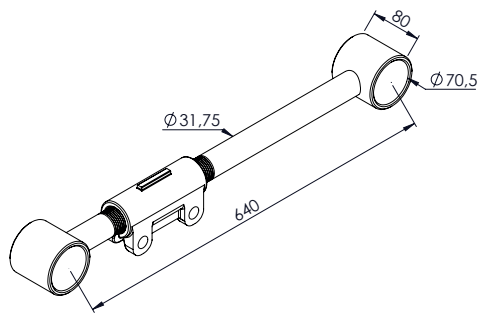
4,61Kg

**GR 0469** TENSOR FIXO 1.1/4" COM 435mm



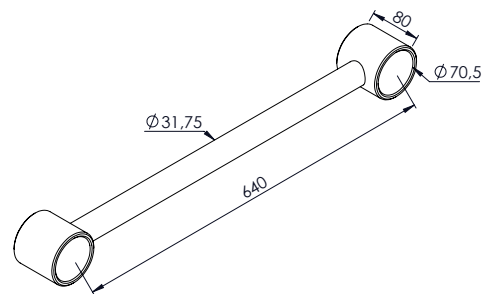
6,85Kg

**GR 0470** TENSOR REGULÁVEL 1.1/4" COM 435mm



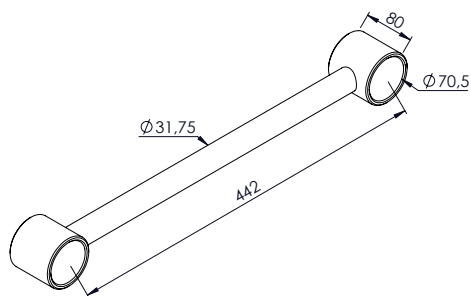
7,27Kg

**GR 0474** TENSOR REGULÁVEL 1.1/4" COM 640mm



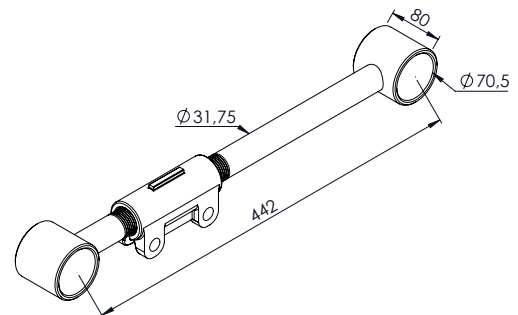
5,88Kg

**GR 0475** TENSOR FIXO 1.1/4" COM 640mm



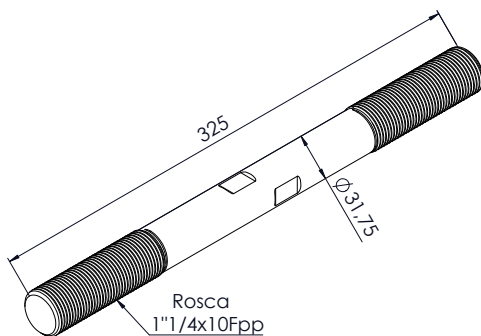
4,66Kg

**GR 0479** TENSOR FIXO 1.1/4" COM 442mm



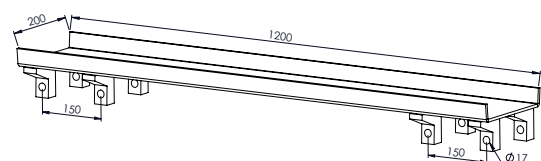
6,02Kg

**GR 0480** TENSOR REGULÁVEL 1.1/4" COM 442mm



2,05Kg

**GR 0471** FUSO DO TENSOR 1.1/4" COM 325mm



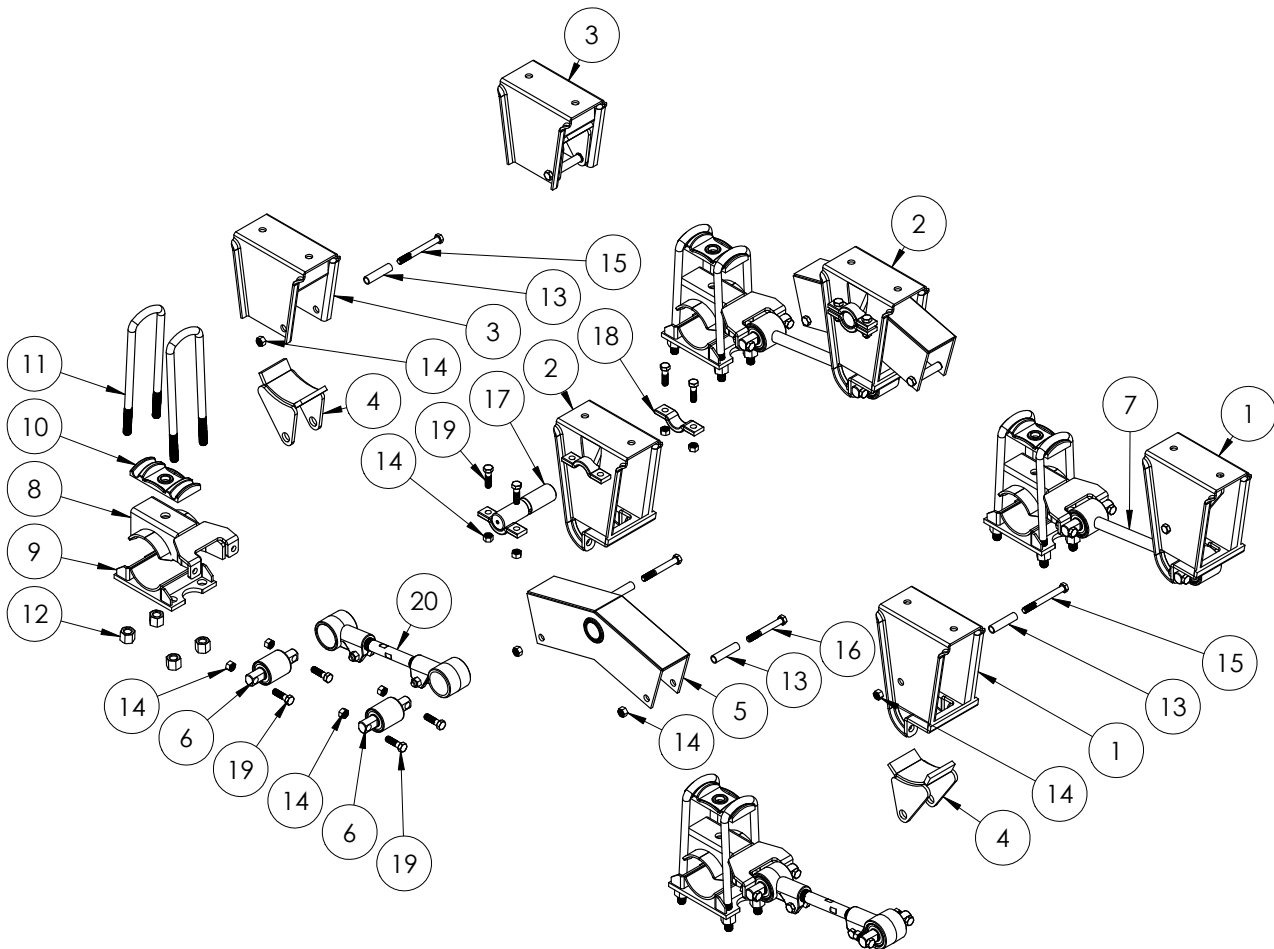
21,93Kg

**GR 0492** TRAVESSA DO CAVALO VOLVO

"AS MARCAS E CÓDIGOS CITADOS SÃO UTILIZADOS MERAMENTE COMO REFERÊNCIAS." OS VALORES DOS PESOS SÃO APROXIMADOS.





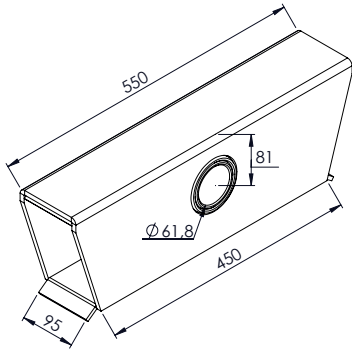


## SUSPENSÃO SEMIRREBOQUE 1º BITREM GUERRA



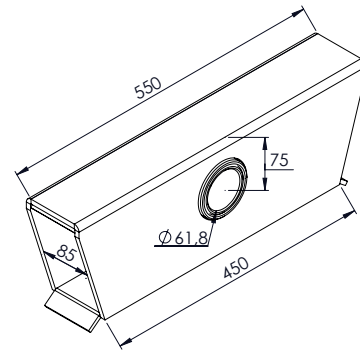
NÚMERO	CÓDIGO	DESCRIÇÃO
1	SU 1047	SUPORTE DIANTEIRO
2	SU 1048	SUPORTE CENTRAL
3	SU 1049	SUPORTE TRASEIRO
4	GR 0458	DESLIZANTE
5	GR 0402	BALANÇA
6	BU 1216	BUCHA
7	GR 0469	TENSOR FIXO 435mm
8	GR 0457R	SAPATA
9	RN 0159R	SAPATA INFERIOR
10	DV 1492	GUIA DE GRAMPO

NÚMERO	CÓDIGO	DESCRIÇÃO
11	GP 7892420	GRAMPO 7/8" x 92 x 420mm
12	PO 2006	PO. SX. 7/8" UNF DPL
13	DV 1791	ESPAÇADOR DA AGULHA
14	PO 2005	PO. SX. 5/8" UNC NYB ZB
15	PF 1009	PF. SX. 5/8" UNC RP X 6"
16	PF 1008	PF. SX. 5/8" UNC RP X 5"
17	RN 0168	PINO BALANÇA COM MANCAL
18	GR 0416	SEMI MANCAL
19	PF 1004	PF. SX. 5/8" X 2"
20	GR 0470	TENSOR REGULÁVEL 435mm



20,17Kg

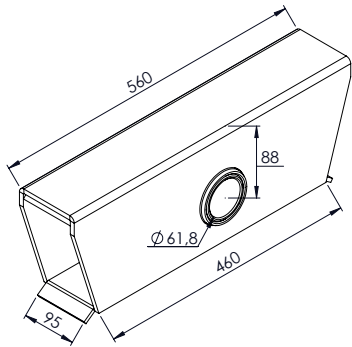
**NO 0300** BALANÇA CARRETA PINO Ø 61,5mm



(FORA DE CENTRO)

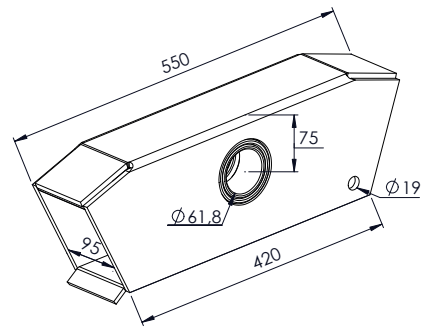
19,40Kg

**NO 0302** BALANÇA TRUCK PINO Ø 61,5mm



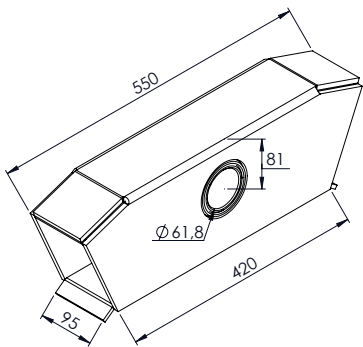
22,17Kg

**NO 0337** BALANÇA CAVALO PINO Ø 61,5mm



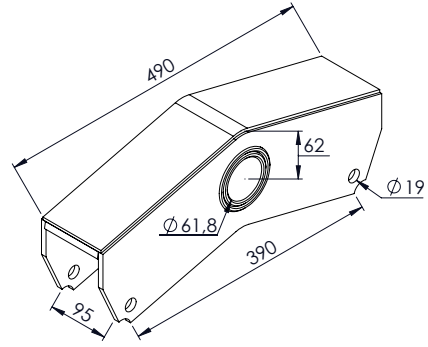
22,17Kg

**NO 0320** BALANÇA DIANTEIRA CARRETA PINO Ø 61,5mm



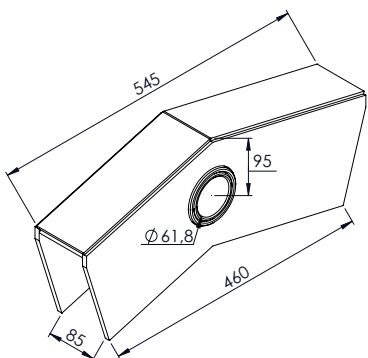
19,52Kg

**NO 0321** BALANÇA TRASEIRA CARRETA PINO Ø 61,5mm



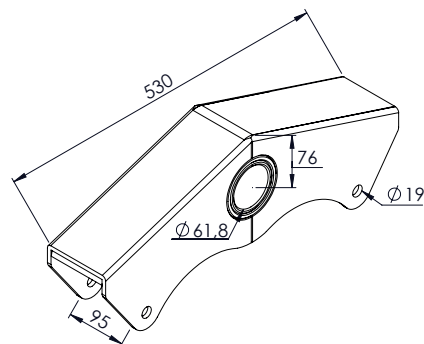
14,68Kg

**NO 0301** BALANÇA ASA-DELTA CARRETA PINO Ø 61,5mm



18,66Kg

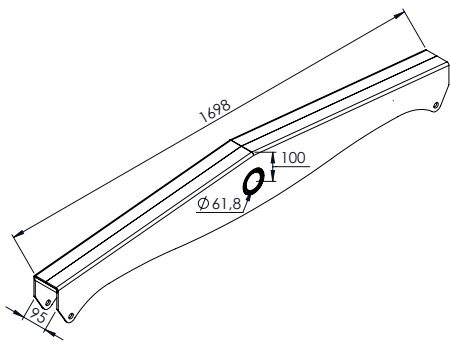
**NO 0335** BALANÇA TRUCK ASA-DELTA PINO Ø 61,5mm



14,50Kg

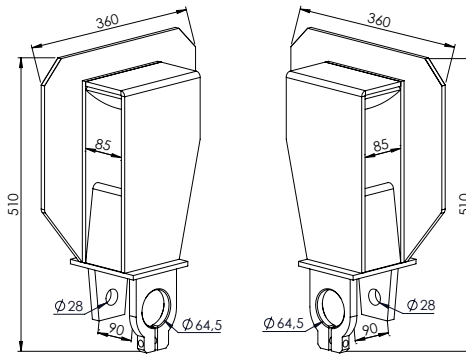
**NO 0363** BALANÇA CARRETA 2012 PINO Ø 61,5mm

"AS MARCAS E CÓDIGOS CITADOS SÃO UTILIZADOS MERAMENTE COMO REFERÊNCIAS." OS VALORES DOS PESOS SÃO APROXIMADOS.



45,85Kg

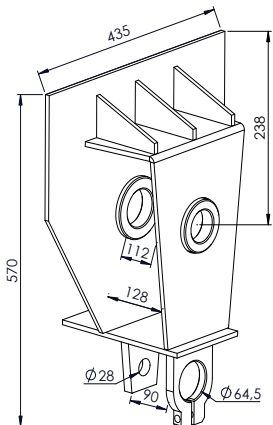
**NO 0375** BALANÇA SUSPENSÃO DISTANCIADA PINO  $\Phi 61\text{mm}$



21,14Kg

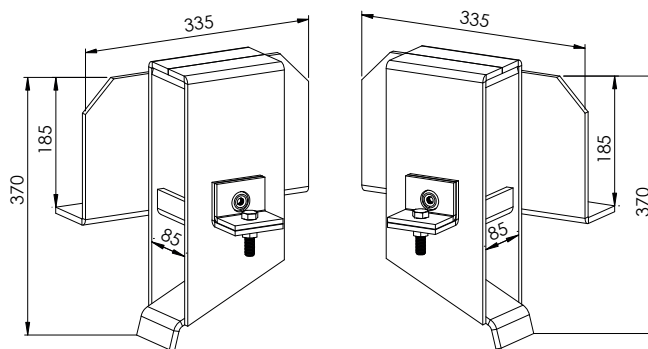
**NO 0313** SUPORTE DIANTEIRO LE TRUCK

**NO 0314** SUPORTE DIANTEIRO LD TRUCK



22,40Kg

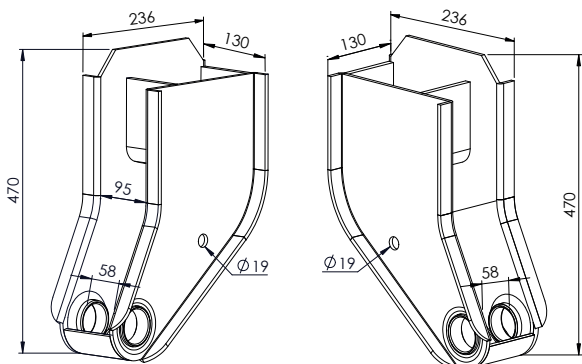
**NO 0312** SUPORTE CENTRAL TRUCK PINO  $\Phi 61,5\text{mm}$



17,24Kg

**NO 0315** SUPORTE TRASEIRO LE TRUCK

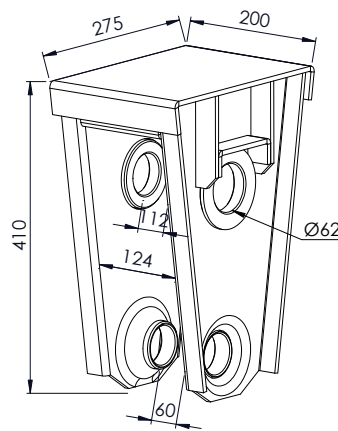
**NO 0316** SUPORTE TRASEIRO LD TRUCK



14,00Kg

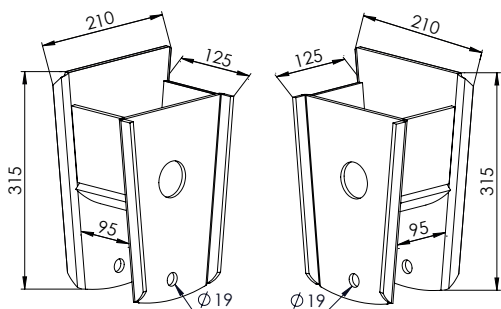
**NO 0325** SUPORTE DIANTEIRO LE CARRETA

**NO 0324** SUPORTE DIANTEIRO LD CARRETA



16,52Kg

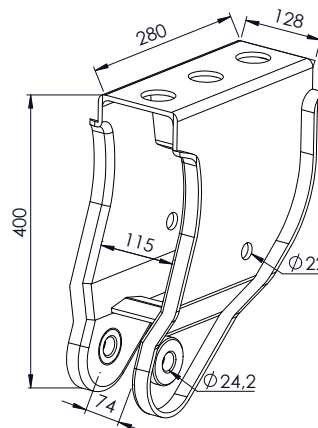
**NO 0323** SUPORTE CENTRAL CARRETA  $\Phi 62\text{mm}$



8,55Kg

**NO 0322LE** SUPORTE TRASEIRO LE ESTAMPADO CARRETA

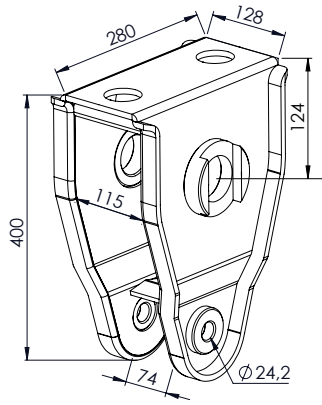
**NO 0322LD** SUPORTE TRASEIRO LD ESTAMPADO CARRETA



14,12Kg

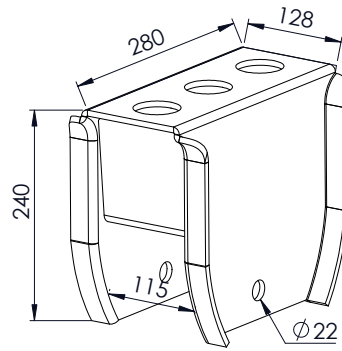
**NO 0367** SUPORTE DIANTEIRO CARRETA 2012

"AS MARCAS E CÓDIGOS CITADOS SÃO UTILIZADOS MERAMENTE COMO REFERÊNCIAS." OS VALORES DOS PESOS SÃO APROXIMADOS.



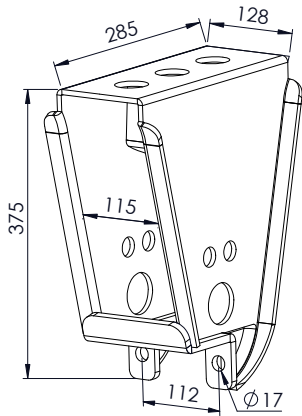
14,86Kg

**NO 0364** SUPORTE CENTRAL 2012 PINO Ø 61,5mm



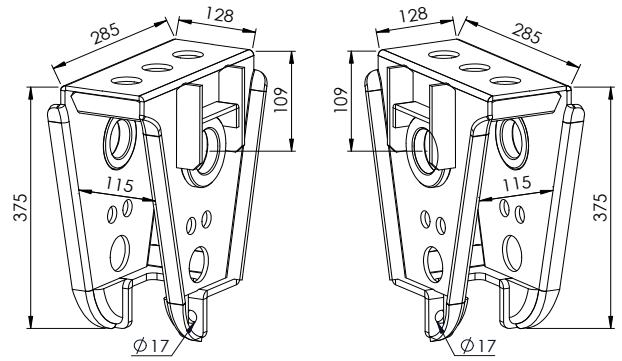
10,20Kg

**NO 0366** SUPORTE TRASEIRO CARRETA 2012



12,71Kg

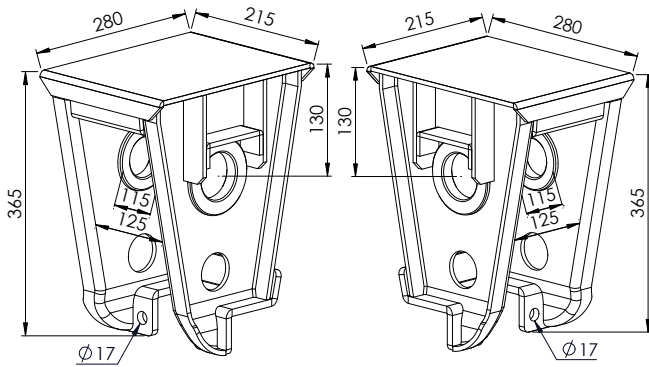
**NO 0340** SUPORTE DIANTEIRO DA CARRETA 2005/2012



14,00Kg

**NO 0341LE** SUP. CENTRAL CARRETA 2007/2012 PINO Ø 61,5mm

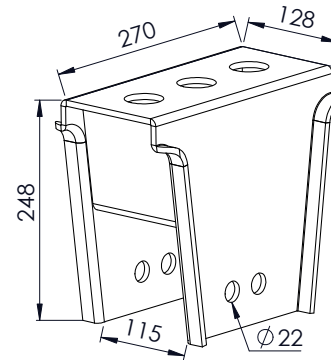
**NO 0341LD** SUP. CENTRAL CARRETA 2007/2012 PINO Ø 61,5mm



16,73Kg

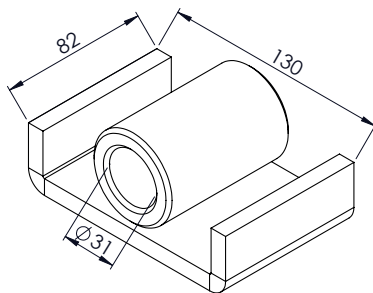
**NO 0359LE** SUP. CENTRAL CARRETA 2005/2012 PINO Ø 61,5mm

**NO 0359LD** SUP. CENTRAL CARRETA 2005/2012 PINO Ø 61,5mm



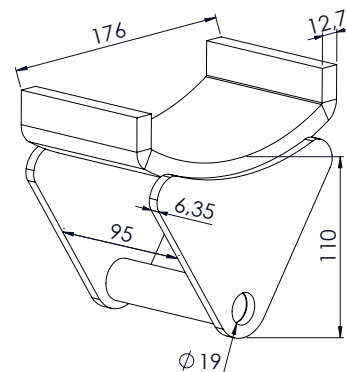
9,20Kg

**NO 0342** SUPORTE TRASEIRO CARRETA 2005/2012



1,93Kg

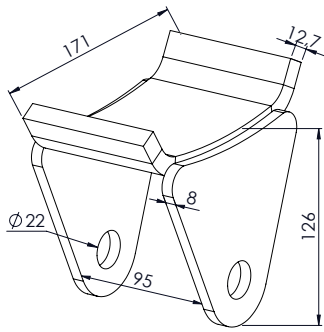
**NO 0330** DESLIZANTE SUPORTE DIANTEIRO TRUCK



3,00Kg

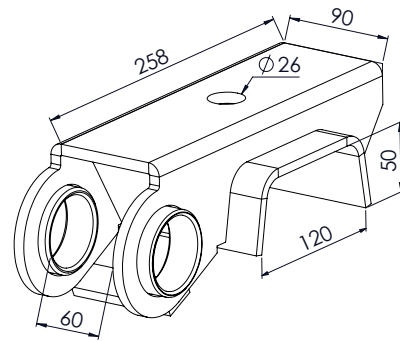
**NO 0346** DESLIZANTE SR

"AS MARCAS E CÓDIGOS CITADOS SÃO UTILIZADOS MERAMENTE COMO REFERÊNCIAS." OS VALORES DOS PESOS SÃO APROXIMADOS.



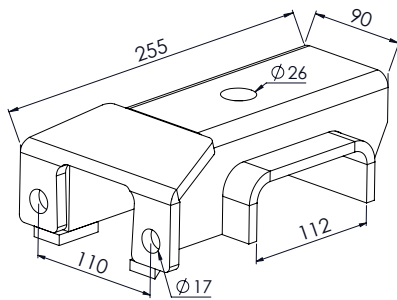
3,08Kg

**NO 0365** DESLIZANTE CARRETA NOMA 2012



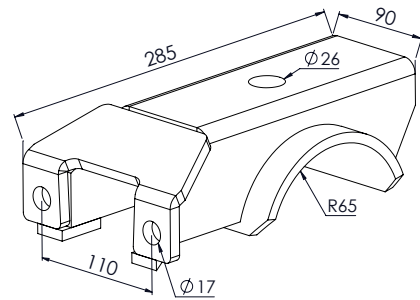
5,29Kg

**NO 0336** SAPATA SUPERIOR CARRETA SUSPENSÃO ESTAMPADA



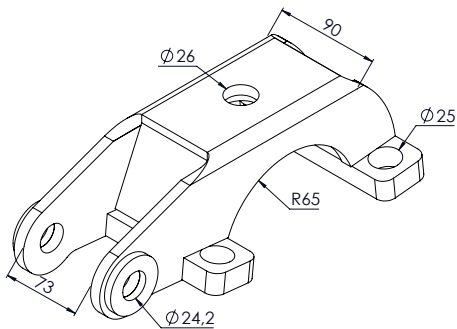
5,95Kg

**NO 0345** SAPATA SUPERIOR CARRETA EIXO 112mm



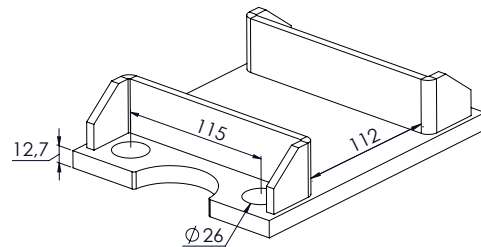
6,28Kg

**NO 0345R** SAPATA SUPERIOR CARRETA EIXO Ø 130mm



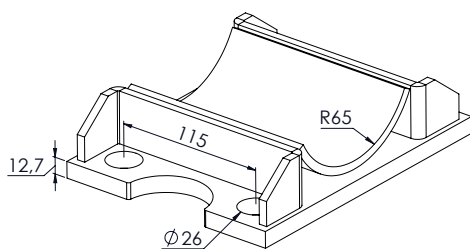
5,61Kg

**NO 0374** SAPATA SUPERIOR CARRETA 2012 EIXO Ø 130mm



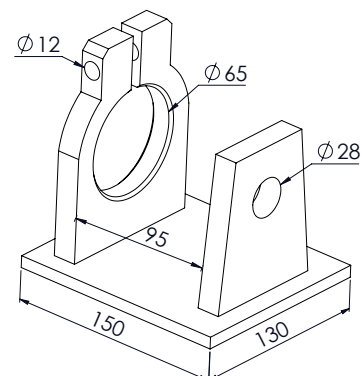
4,27Kg

**NO 0360** SAPATA INFERIOR CARRETA EIXO 112mm



5,38Kg

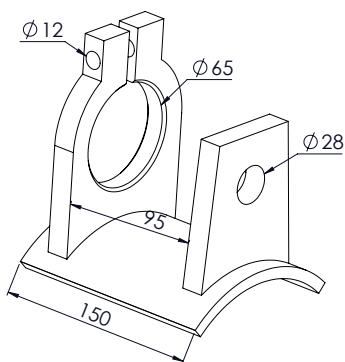
**NO 0360R** SAPATA INFERIOR CARRETA EIXO Ø 130mm



3,10Kg

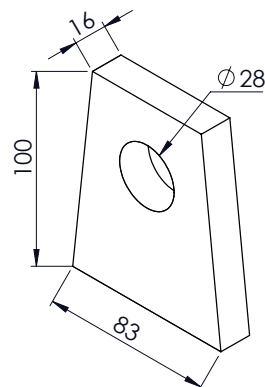
**NO 0317** MANCAL TENSOR COM BASE RETA

“AS MARCAS E CÓDIGOS CITADOS SÃO UTILIZADOS MERAMENTE COMO REFERÊNCIAS.” OS VALORES DOS PESOS SÃO APROXIMADOS.



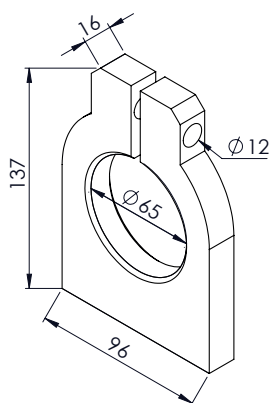
2,97Kg

**NO 0326** MANCAL TENSOR COM BASE CURVA



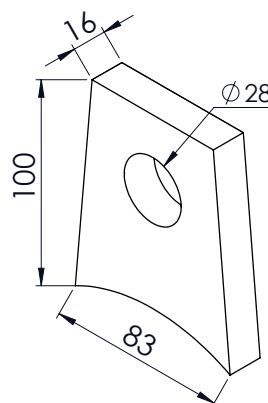
0,83Kg

**NO 0318** MANCAL INTERNO TENSOR RETO



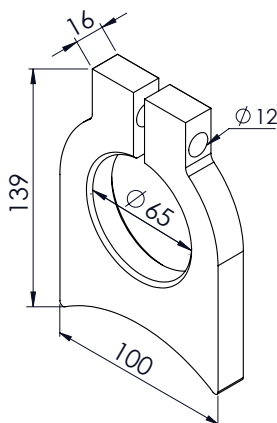
0,97Kg

**NO 0319** MANCAL EXTERNO TENSOR RETO



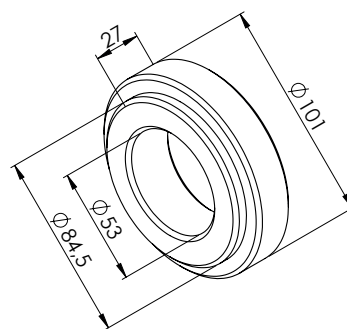
0,76Kg

**NO 0327** MANCAL INTERNO TENSOR CURVO



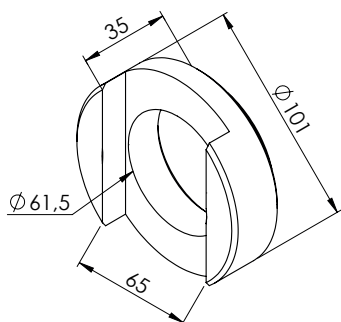
0,91Kg

**NO 0328** MANCAL EXTERNO TENSOR CURVO



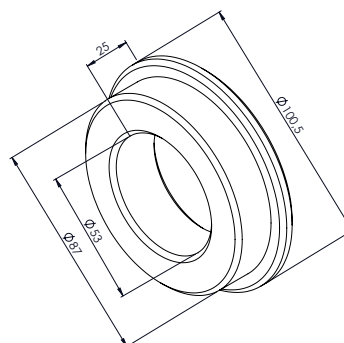
1,16Kg

**NO 0368** MANCAL EXTERNO SUPORTE CENTRAL 2012



0,96Kg

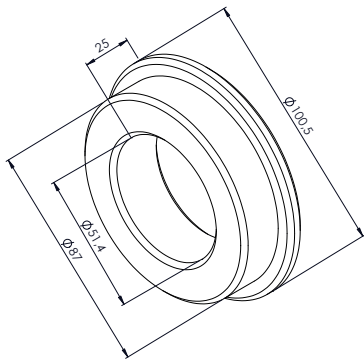
**NO 0369** MANCAL INTERNO SUPORTE CENTRAL 2012



0,85Kg

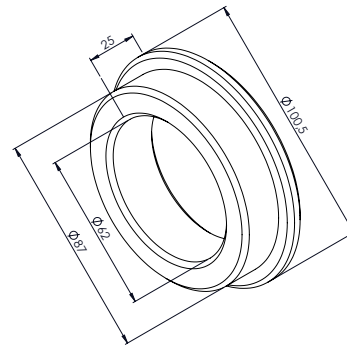
**NO 0310** MANCAL EXTERNO PINO BALANÇA

"AS MARCAS E CÓDIGOS CITADOS SÃO UTILIZADOS MERAMENTE COMO REFERÊNCIAS." OS VALORES DOS PESOS SÃO APROXIMADOS.



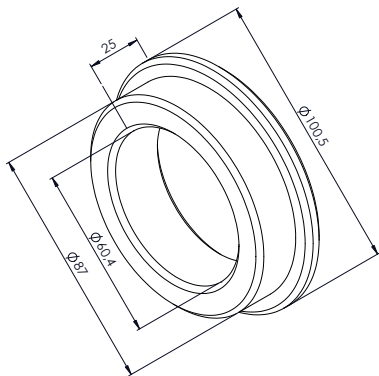
1,23Kg

**NO 0310A** MANCAL EXTERNO PINO DA BALANÇA "ESPECIAL"



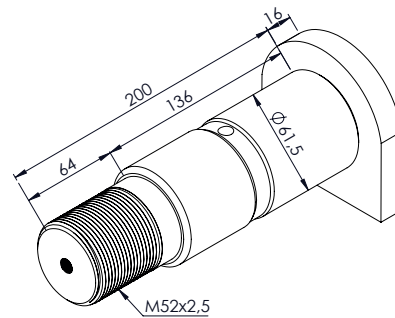
0,68Kg

**NO 0311** MANCAL INTERNO PINO BALANÇA



1,59Kg

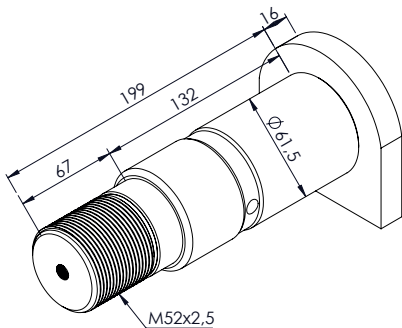
**NO 0311A** MANCAL INTERNO PINO BALANÇA C/ 60,4mm



5,24Kg

**NO 0305** PINO BALANÇA CARRETA Ø 61,50mm

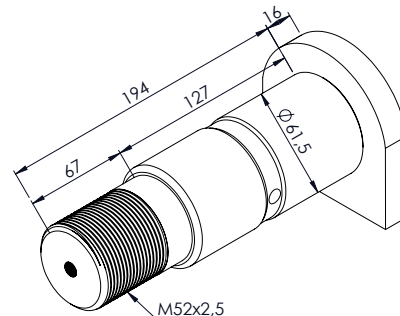
**NO 0305C** PINO BALANÇA CARRETA (TEMPERADO) Ø 61,50mm



5,16Kg

**NO 0306** PINO BALANÇA TRUCK Ø 61,50mm

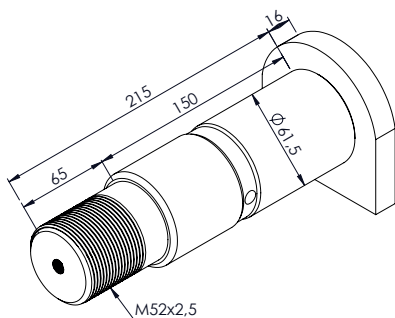
**NO 0306C** PINO BALANÇA TRUCK (TEMPERADO) Ø 61,50mm



5,00Kg

**NO 0344** PINO DO SR Ø 61,50mm

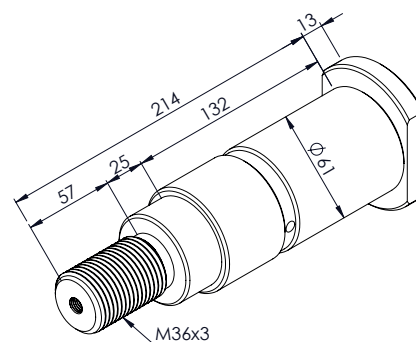
**NO 0344C** PINO DO SR (TEMPERADO) Ø 61,50mm



5,58Kg

**NO 0361** PINO BALANÇA CAVALO Ø 61,50mm

**NO 0361C** PINO BALANÇA CAVALO (TEMPERADO) Ø 61,50mm

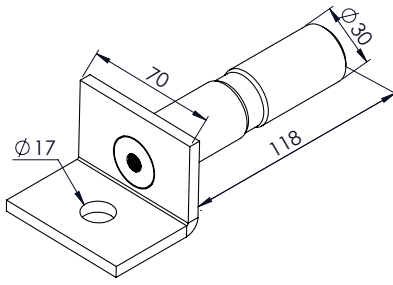


4,30Kg

**NO 0362** PINO BALANÇA CARRETA 2012 Ø 61mm

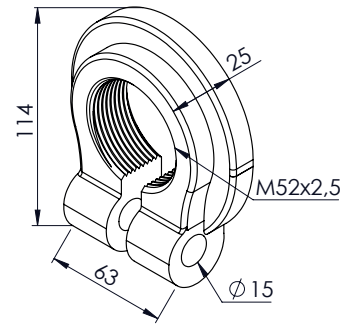
**NO 0362C** PINO BALANÇA CARRETA 2012 (TEMPERADO) Ø 61mm

**NO 0362P** PORCA DO PINO DA BALANÇA CARRETA 2012



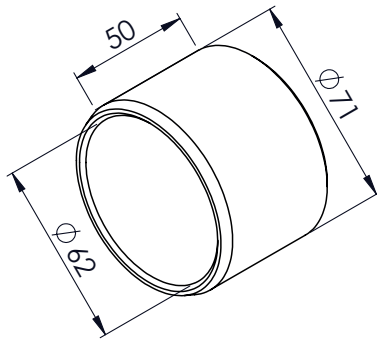
0,87Kg

**NO 0331** PINO SUPORTE TRASEIRO TRUCK Ø 30mm



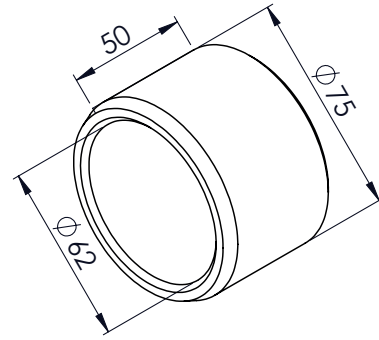
0,83Kg

**NO 0309** PORCA PINO BALANÇA



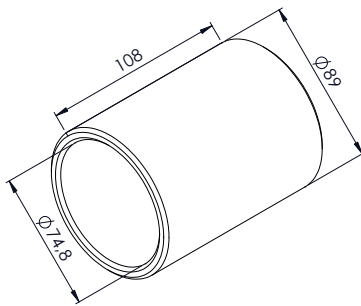
0,35Kg

**NO 0339** BUCHA INTERNA BALANÇA DO SR (CEMENTADA)



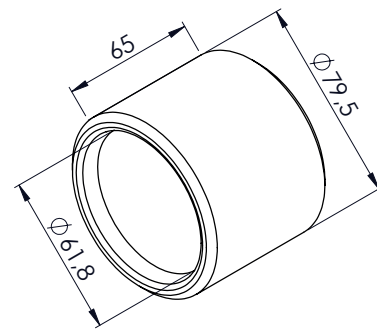
0,56Kg

**NO 0303** BUCHA INTERNA BALANÇA ASA-DELTA (CEMENTADA)



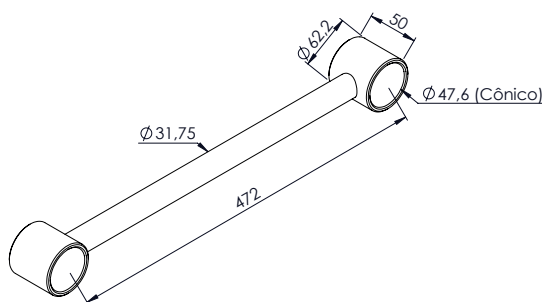
1,45Kg

**NO 0332** BUCHA EXTERNA BALANÇA NOMA



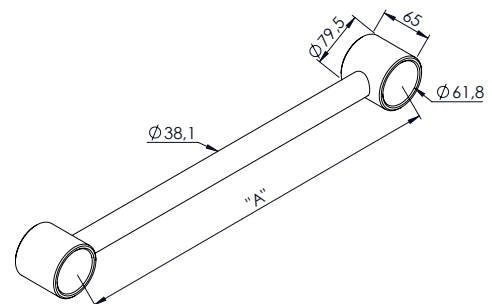
0,96Kg

**NO 0347** OLHAL TENSOR NOMA 2007



3,88Kg

**NO 0357** TENSOR FIXO SR 1.1/4" COM 472mm

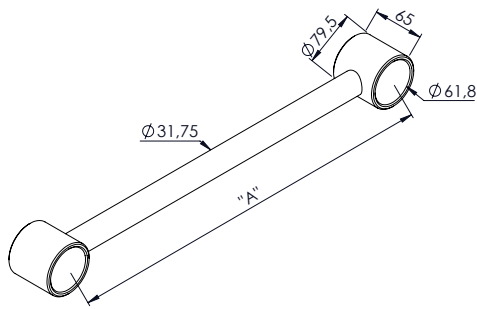


3,92Kg  
5,31Kg

**NO 0348** TENSOR FIXO DO SR 1.1/2" "A" 290mm

**NO 0349** TENSOR FIXO DO SR 1.1/2" "A" 450mm

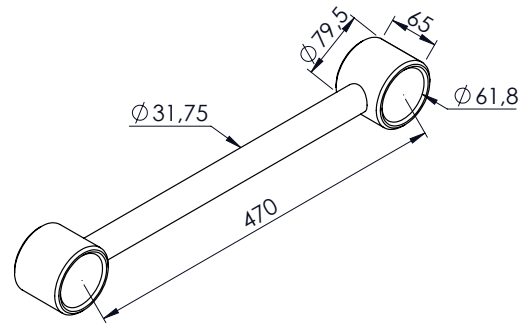




5,15Kg  
5,27Kg

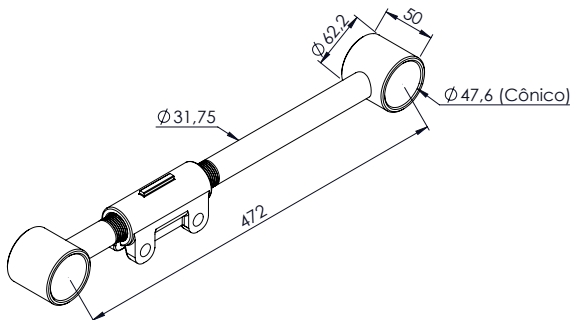
**NO 0353** TENSOR FIXO 1.1/4" "A" 580mm

**NO 0354** TENSOR FIXO 1.1/4" "A" 600mm



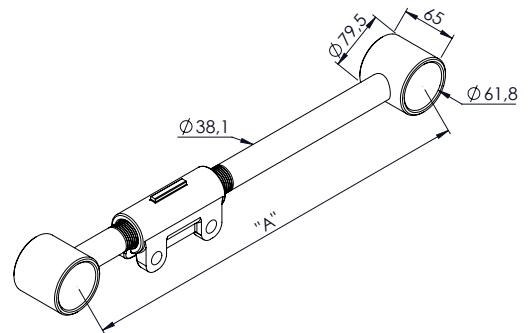
4,47Kg

**NO 0372** TENSOR FIXO 2012 1.1/4" COM 470mm



5,24Kg

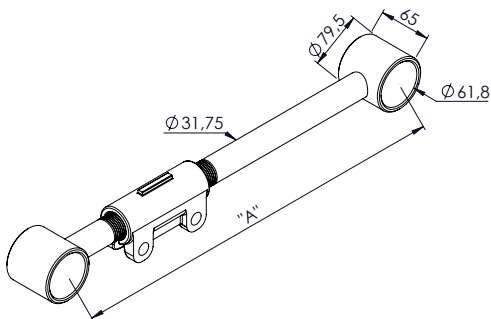
**NO 0358** TENSOR REGULÁVEL SR 1.1/4" COM 472mm



5,50Kg  
6,89Kg

**NO 0350** TENSOR REGULÁVEL SR 1.1/2" "A" 290mm

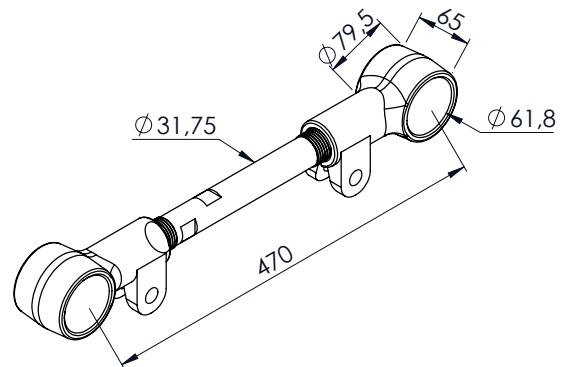
**NO 0351** TENSOR REGULÁVEL SR 1.1/2" "A" 450mm



6,52Kg  
6,64Kg

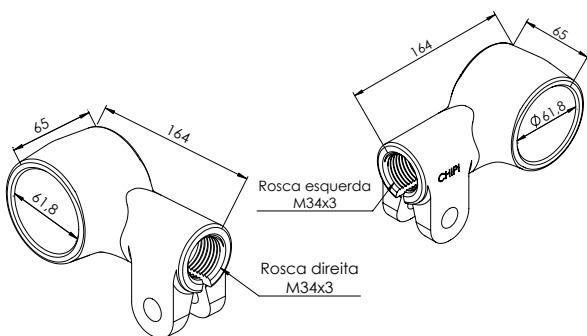
**NO 0355** TENSOR REGULÁVEL 1.1/4" "A" 580mm

**NO 0356** TENSOR REGULÁVEL 1.1/4" "A" 600mm



6,28Kg

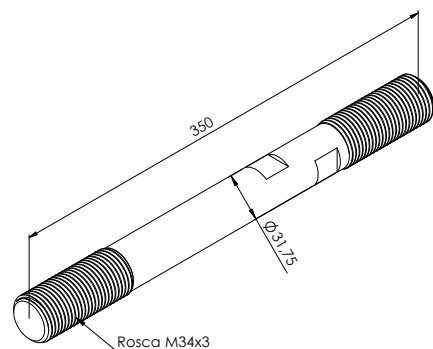
**NO 0373** TENSOR REGULÁVEL 2012 1.1/4" COM 470mm



2,03Kg

**NO 0376LE** PONTEIRA FUNDIDA 2012

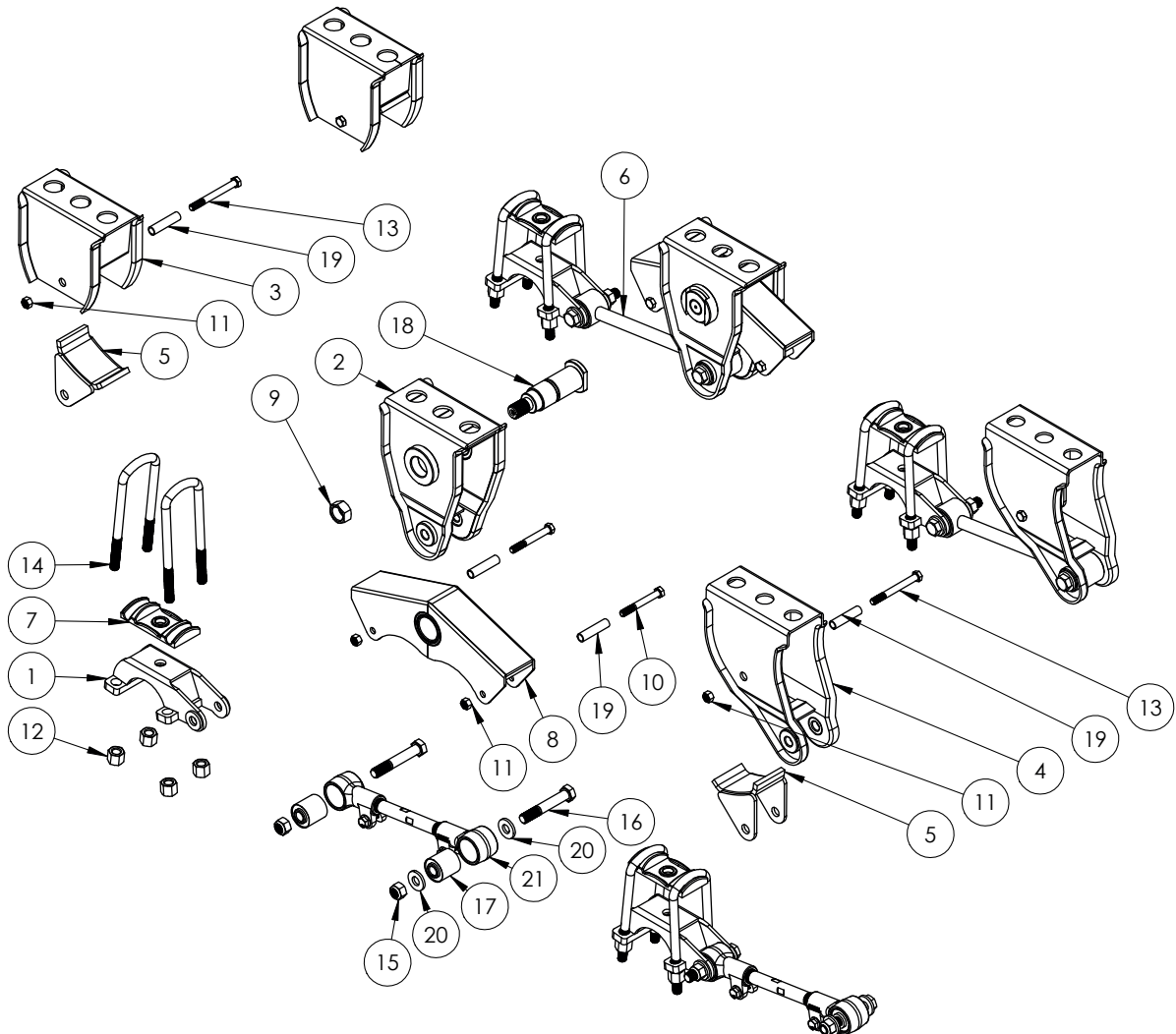
**NO 0376LD** PONTEIRA FUNDIDA 2012



2,19Kg

**NO 0382** FUSO DO TENSOR 2012 1.1/4" COM 350mm





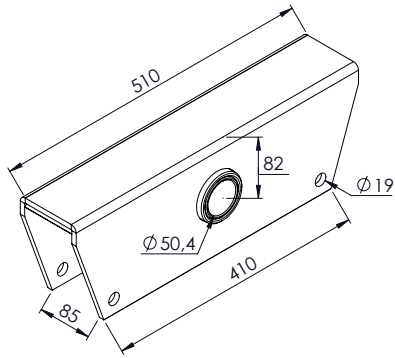
## SUSPENSÃO SEMIRREBOQUE NOMA FÊNIX 2012



NÚMERO	CÓDIGO	DESCRIÇÃO
1	NO 0374	SAPATA SUPERIOR
2	NO 0364	SUORTE CENTRAL
3	NO 0366	SUORTE TRASEIRO
4	NO 0367	SUORTE DIANTEIRO
5	NO 0365	DESLIZANTE
6	NO 0372	TENSOR FIXO 470mm
7	DV 1492	GUIA DE GRAMPO
8	NO 0363	BALANÇA DA CARRETA
9	PO 2025	PO. SX. M36 X 3"
10	PF 1008	PF. SX. 5/8" UNC RP X 5"
11	PO 2005	PO. SX. 5/8" UNC NYB ZB

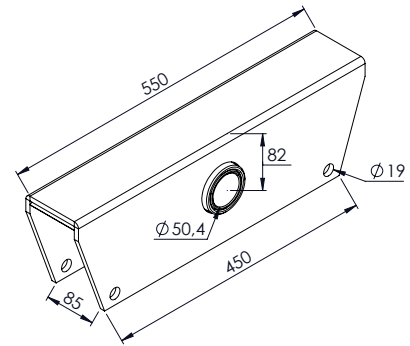
NÚMERO	CÓDIGO	DESCRIÇÃO
12	PO 2007	PO. SX. 7/8" UNF DPL
13	PF 1009	PF. SX. 5/8" UNC RP X 6"
14	GP 7892300	GRAMPO 7/8" X 92 X 300mm
15	PO 2022	PO. SX. M24 X 2" (MB) NYB ZB
16	TE 1315	PINO TENSOR
17	BU 1218	BUCHA
18	NO 0362	PINO BALANÇA
19	DV 1791	ESPAÇADOR DA AGULHA
20	RN 0195	ARRUELA PINO TENSOR
21	NO 0373	TENSOR REGULÁVEL 470mm

# RODOVIÁRIA



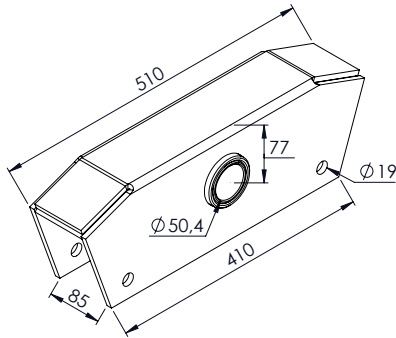
16,17Kg

**RO 0200** BALANÇA TRUCK RETA PINO Ø 50mm



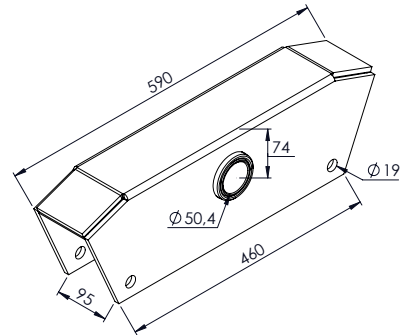
17,34Kg

**RO 0200/3** BALANÇA TRUCK RETA PINO Ø 50mm



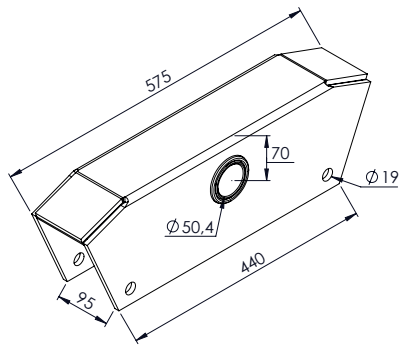
16,37Kg

**RO 0201** BALANÇA TRUCK CURVA PINO Ø 50mm



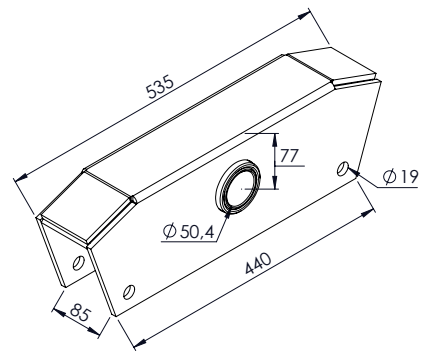
20,09Kg

**RO 0202** BALANÇA CARRETA 1º E 2º EIXO PINO Ø 50mm



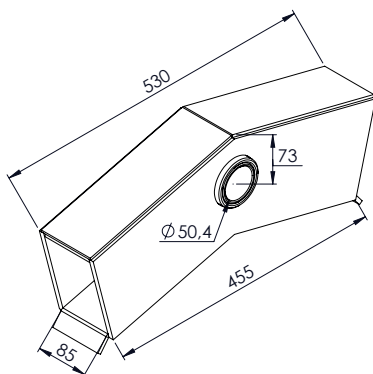
19,76Kg

**RO 0223** BALANÇA DA CARRETA MODERNA PINO Ø 50mm



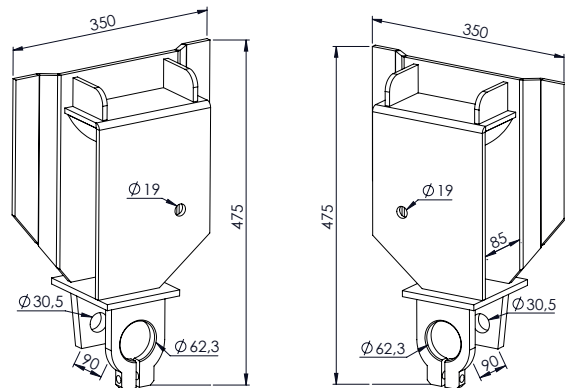
17,20Kg

**RO 0246** BALANÇA TRUCK ANTIGA PINO Ø 50mm



16,30Kg

**RO 0204** BALANÇA TRUCK ASA-DELTA PINO Ø 50mm

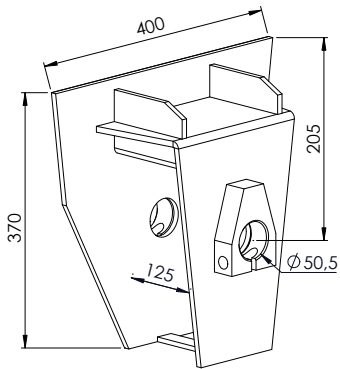


16,85Kg

**RO 0224** SUPORTE DIANTEIRO LE TRUCK

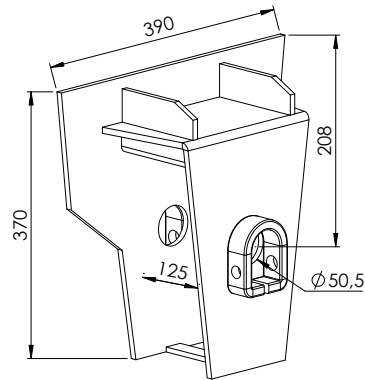
**RO 0218** SUPORTE DIANTEIRO LD TRUCK

"AS MARCAS E CÓDIGOS CITADOS SÃO UTILIZADOS MERAMENTE COMO REFERÊNCIAS." OS VALORES DOS PESOS SÃO APROXIMADOS.



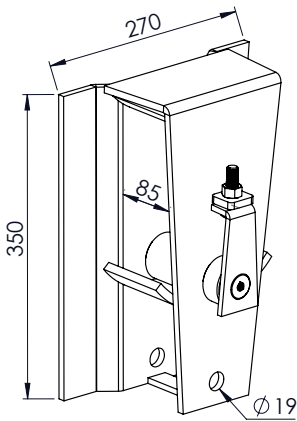
17,24Kg

**RO 0217** SUPORTE CENTRAL TRUCK PINO Ø 50mm



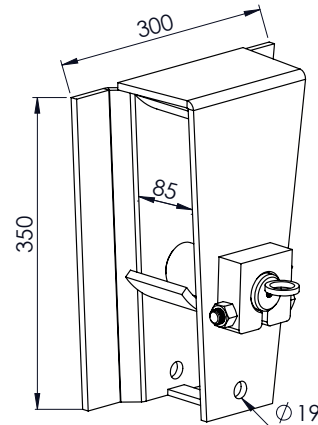
15,60Kg

**RN 0148** SUPORTE CENTRAL TRUCK PINO Ø 50mm



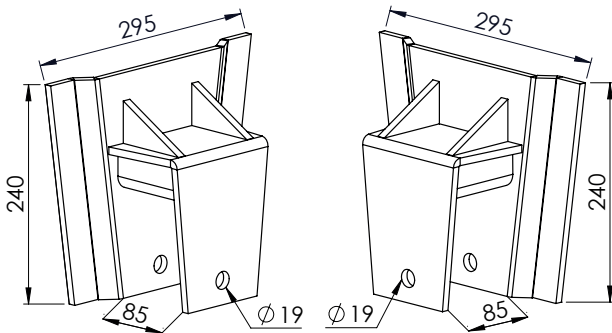
14,71Kg

**RO 0219** SUPORTE TRASEIRO TRUCK MODERNO



16,65Kg

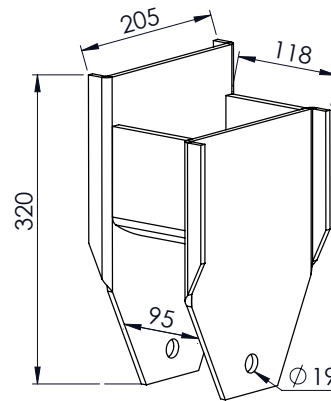
**RO 0225** SUPORTE TRASEIRO TRUCK ANTIGO



7,44Kg

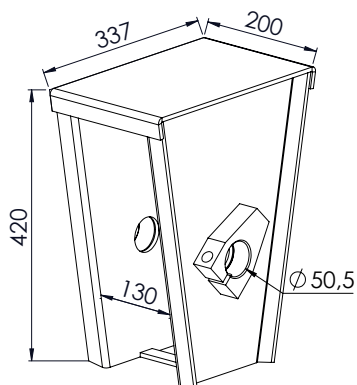
**RO 0227** SUPORTE TRASEIRO LE TRUCK

**RO 0226** SUPORTE TRASEIRO LD TRUCK



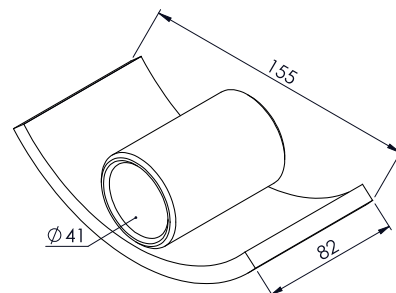
9,17Kg

**RO 0228** SUPORTE DIANTEIRO/TRASEIRO SR



17,94Kg

**RO 0229** SUPORTE CENTRAL PINO Ø 50mm

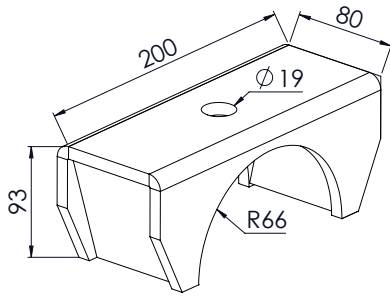


1,56Kg

**RO 0234** DESLIZANTE TRUCK

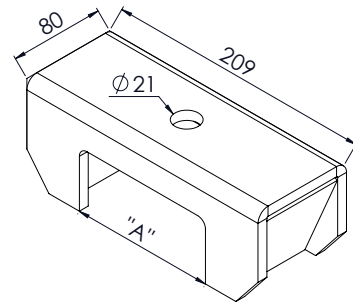
“AS MARCAS E CÓDIGOS CITADOS SÃO UTILIZADOS MERAMENTE COMO REFERÊNCIAS.” OS VALORES DOS PESOS SÃO APROXIMADOS.

# RODOVIÁRIA



2,38Kg

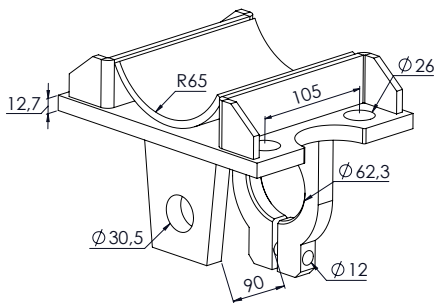
**RO 0272** SAPATA SUPERIOR TRUCK EIXO Ø 130mm



2,61Kg  
2,70Kg

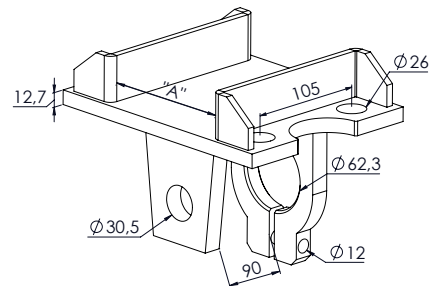
**RO 0273** SAPATA SUPERIOR TRUCK ("A" 114mm ABERTA)

**RO 0274** SAPATA SUPERIOR TRUCK ("A" 120mm ABERTA)



7,51Kg

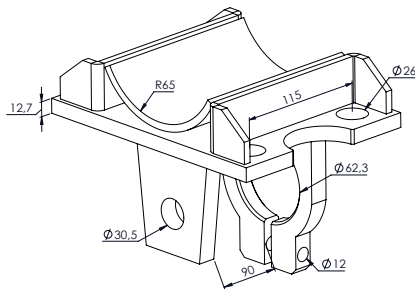
**RO 0269** SAPATA INFERIOR TRUCK EIXO Ø 130mm



6,50Kg

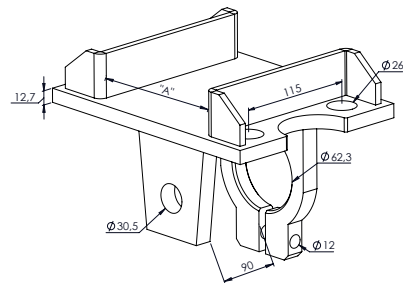
**RO 0270** SAPATA INFERIOR TRUCK ("A" 114mm)

**RO 0271** SAPATA INFERIOR TRUCK ("A" 120mm)



7,25Kg

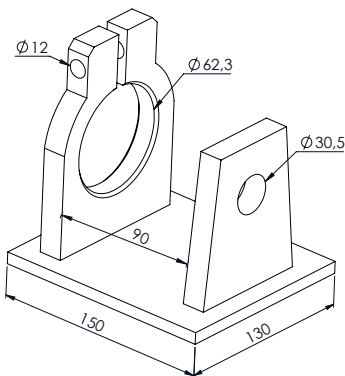
**RO 0275** SAPATA INFERIOR SR EIXO Ø 130mm



6,20Kg

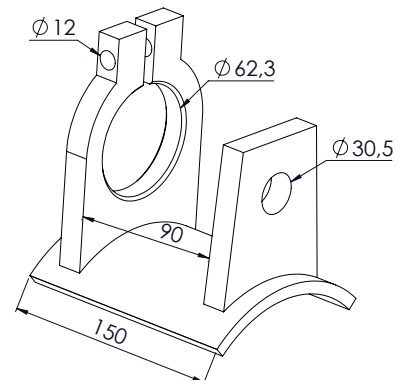
**RO 0276** SAPATA INFERIOR SR ("A" 112mm)

**RO 0277** SAPATA INFERIOR SR ("A" 120mm)



3,12Kg

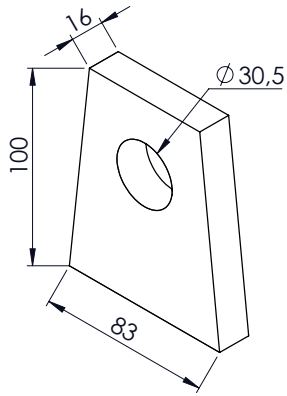
**RO 0240** MANCAL TENSOR COM BASE RETA



3,05Kg

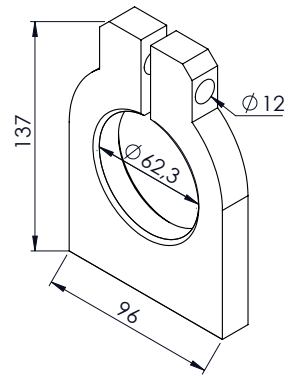
**RO 0241** MANCAL TENSOR COM BASE CURVA

"AS MARCAS E CÓDIGOS CITADOS SÃO UTILIZADOS MERAMENTE COMO REFERÊNCIAS." OS VALORES DOS PESOS SÃO APROXIMADOS.



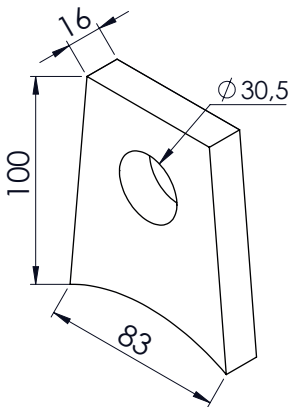
0,82Kg

**RO 0205** MANCAL INTERNO DO TENSOR RETO



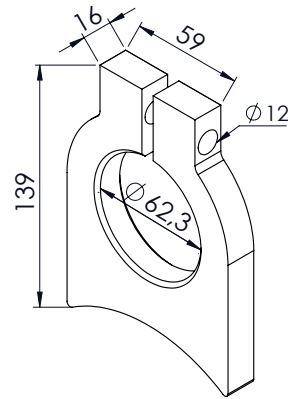
0,98Kg

**RO 0206** MANCAL EXTERNO TENSOR RETO



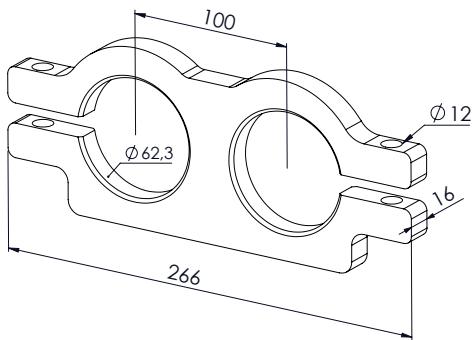
0,77Kg

**RO 0239** MANCAL INTERNO TENSOR CURVO



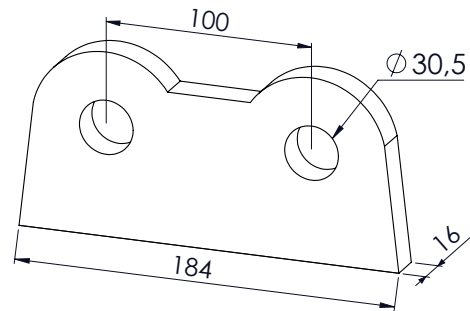
0,94Kg

**RO 0238** MANCAL EXTERNO TENSOR CURVO



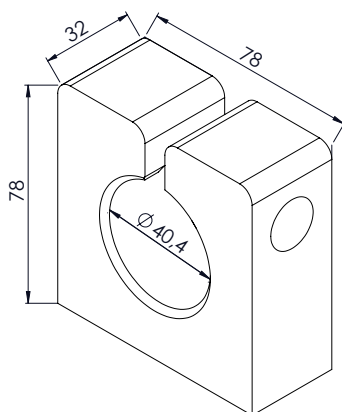
1,90Kg

**RO 0250** MANCAL EXTERNO DUPLO PINO TENSOR



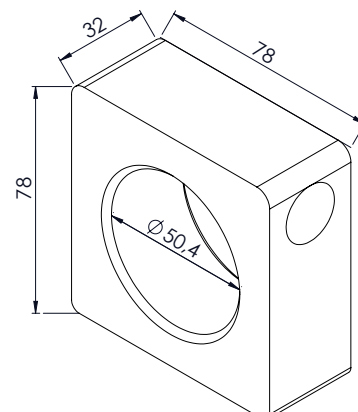
1,57Kg

**RO 0249** MANCAL INTERNO DUPLO PINO TENSOR



0,96Kg

**RO 0231** MANCAL SUPORTE TRASEIRO DO TRUCK PINO Ø 40mm

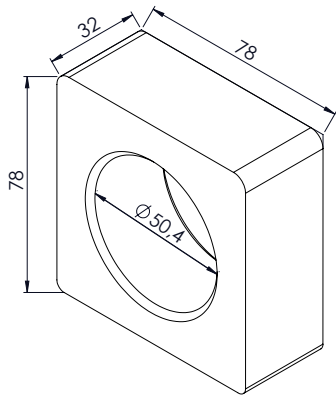


0,88Kg

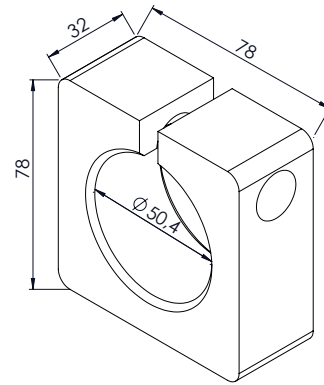
**RO 0233** MANCAL INTERNO PINO DA BALANÇA Ø 50mm

“AS MARCAS E CÓDIGOS CITADOS SÃO UTILIZADOS MERAMENTE COMO REFERÊNCIAS.” OS VALORES DOS PESOS SÃO APROXIMADOS.

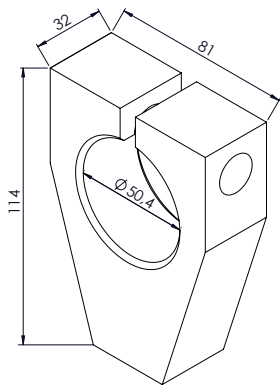
# RODOVIÁRIA



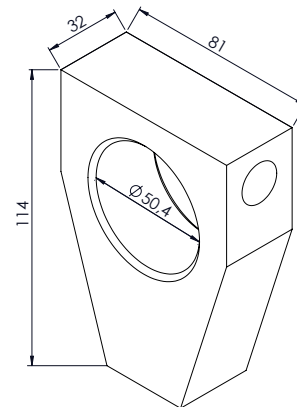
(SEM TRAVA) **RO 0245** MANCAL PINO BALANÇA Ø 50mm 0,95Kg



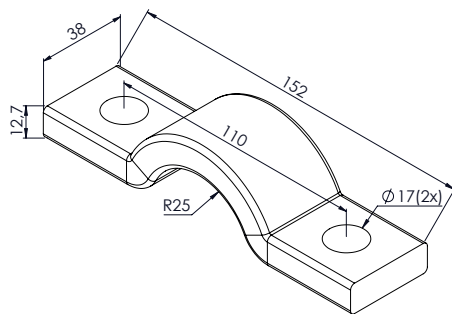
**RO 0209** MANCAL INTERNO PINO BALANÇA Ø 50mm 0,80Kg



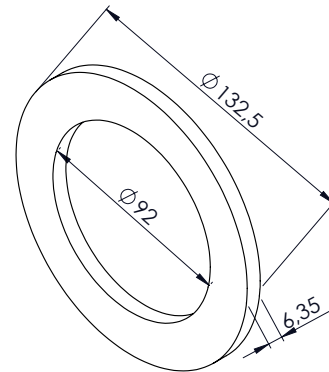
(CAPELA) **RO 0210** MANCAL EXTERNO PINO DA BALANÇA Ø 50mm 1,10Kg



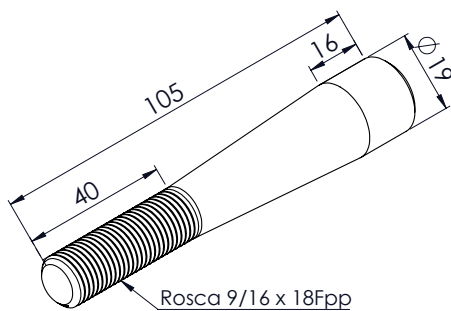
(FECHADO) **RO 0232** MANCAL INTERNO PINO DA BALANÇA Ø 50mm 1,20Kg



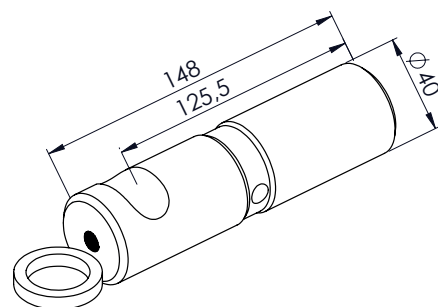
**RN 0155** SEMI MANCAL BALANÇA Ø 50mm 0,60Kg



**RO 0215** ARRUELA EXTERNA DA BALANÇA 1,20Kg



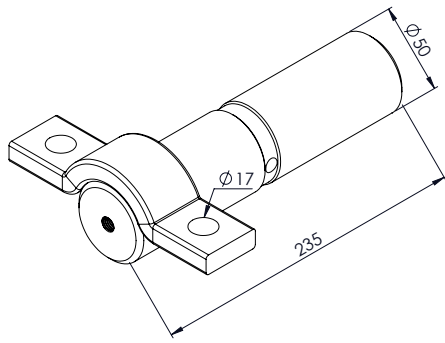
**RO 0222** PINO CÔNICO TRUCK/CARRETA 0,20Kg  
**RO 0222A** PINO CÔNICO TRUCK/CARRETA (COM PORCA) 0,22Kg



**RO 0235** PINO DESLIZANTE TRUCK 1,14Kg

"AS MARCAS E CÓDIGOS CITADOS SÃO UTILIZADOS MERAMENTE COMO REFERÊNCIAS." OS VALORES DOS PESOS SÃO APROXIMADOS.

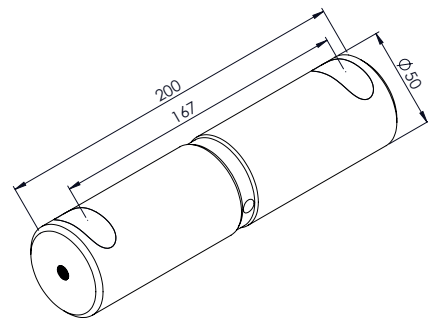




3,30Kg

**RO 0236** PINO BALANÇA TRUCK C/ MANCAL Ø 50mm

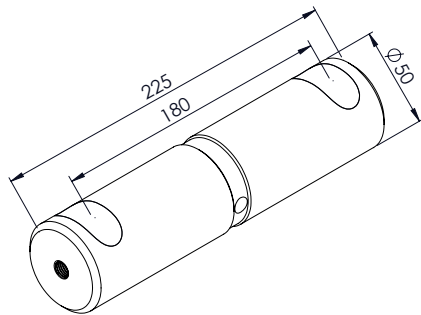
**RO 0236C** P. BALANÇA TRUCK C/ MANCAL (TEMPERADO) Ø 50mm



2,92Kg

**RO 0237** PINO BALANÇA Ø 50mm

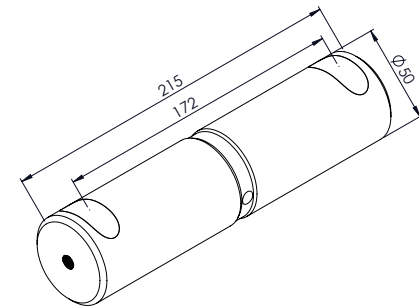
**RO 0237C** PINO BALANÇA (TEMPERADO) Ø 50mm



3,32Kg

**RO 0211** PINO BALANÇA TRUCK Ø 50mm

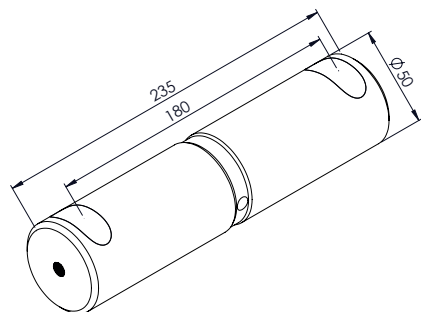
**RO 0211C** PINO BALANÇA TRUCK (TEMPERADO) Ø 50mm



3,17Kg

**RO 0212** PINO BALANÇA Ø 50mm

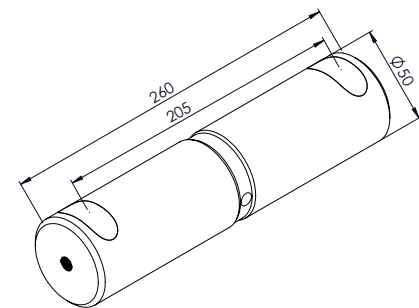
**RO 0212C** PINO BALANÇA (TEMPERADO) Ø 50mm



3,44Kg

**RO 0213** PINO BALANÇA Ø 50mm

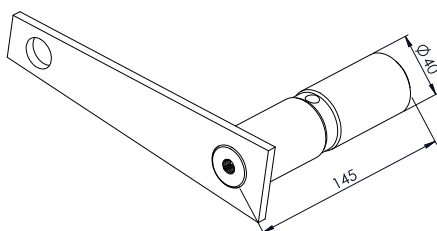
**RO 0213C** PINO BALANÇA (TEMPERADO) Ø 50mm



3,83Kg

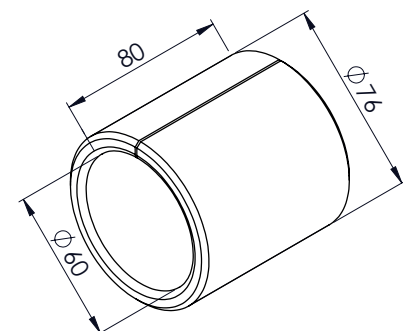
**RO 0278** PINO BALANÇA Ø 50mm

**RO 0278C** PINO BALANÇA (TEMPERADO) Ø 50mm



1,72Kg

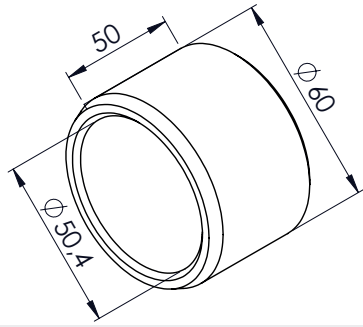
**RO 0220** PINO DESLIZANTE RODOVIÁRIA Ø 40mm



1,03Kg

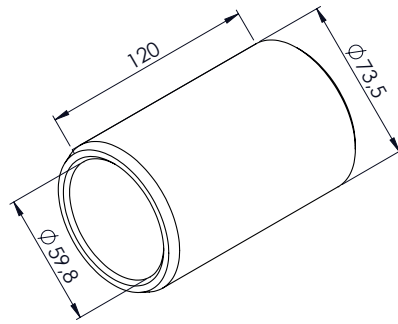
**TE 1302** OLHAL TENSOR RODOVIÁRIA

# RODOVIÁRIA



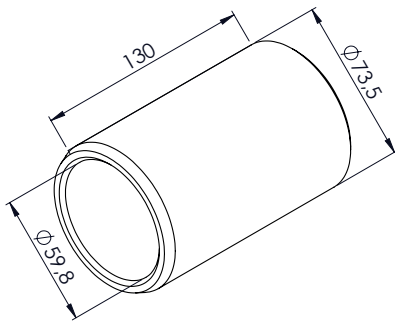
0,31Kg  
0,75Kg  
0,82Kg  
0,67Kg

- RO 0208** BUCHA INTERNA BALANÇA (CEMENTADA) 50mm
- RO 0221** BUCHA INTERNA BALANÇA (CEMENTADA) 120mm
- RO 0221A** BUCHA INTERNA BALANÇA (CEMENTADA) 130mm
- RO 0221B** BUCHA INTERNA BALANÇA (CEMENTADA) 110mm



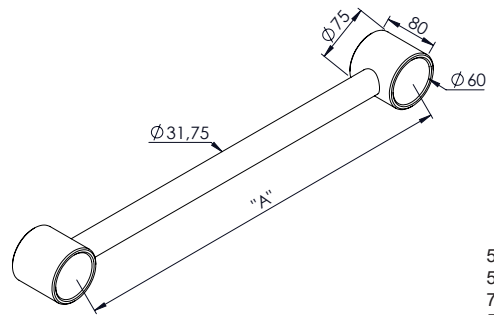
1,22Kg

- RO 0244** BUCHA EXTERNA BALANÇA TRUCK/CARRETA



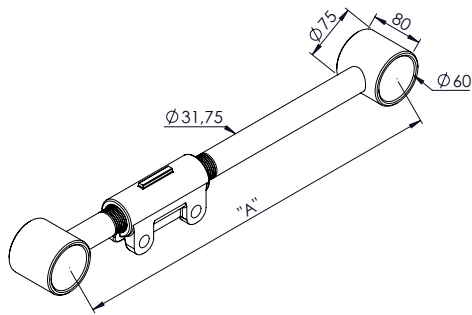
1,35Kg

- RO 0248** BUCHA EXTERNA BALANÇA CARRETA ANTIGA



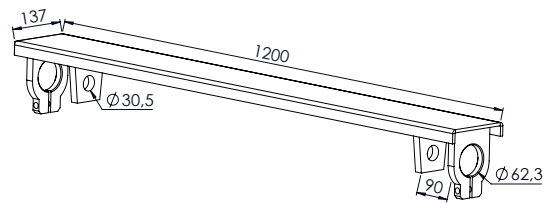
5,54Kg  
5,92Kg  
7,75Kg  
5,73Kg

- RO 0261** TENSOR FIXO 1.1/4" "A" 620mm
- RO 0262** TENSOR FIXO 1.1/4" "A" 680mm
- RO 0263** TENSOR FIXO 1.1/4" "A" 830mm
- RO 0264** TENSOR FIXO 1.1/4" "A" 650mm



6,92Kg  
7,30Kg  
8,24Kg  
7,10Kg

- RO 0265** TENSOR REGULÁVEL 1.1/4" "A" 620mm
- RO 0266** TENSOR REGULÁVEL 1.1/4" "A" 680mm
- RO 0267** TENSOR REGULÁVEL 1.1/4" "A" 830mm
- RO 0268** TENSOR REGULÁVEL 1.1/4" "A" 650mm



14,20Kg

- RO 0242** TRAVESSA DE LIGAÇÃO TRUCK RODOVIÁRIA

## ANOTAÇÕES:

---

---

---

---

---

---

---

---

---

---

---

---

---

---

---

---

---

---

---

---

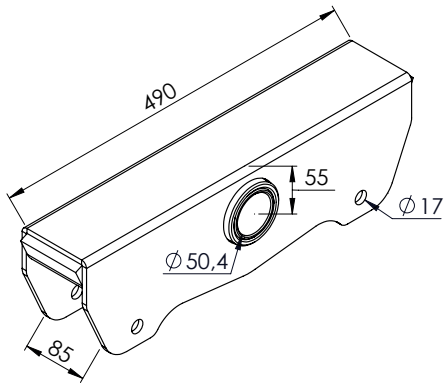
---

---

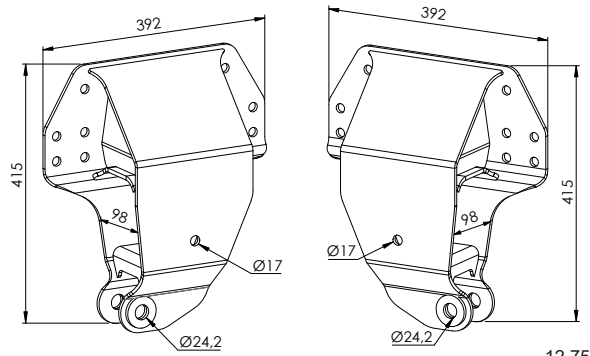
---

---

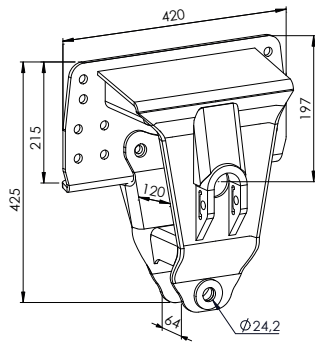
"AS MARCAS E CÓDIGOS CITADOS SÃO UTILIZADOS MERAMENTE COMO REFERÊNCIAS." OS VALORES DOS PESOS SÃO APROXIMADOS.



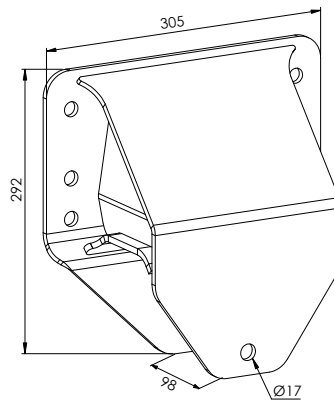
**SU 1120** BALANÇA TRUCK KLL IVECO E ATEGO PINO Ø 50mm  
13,80Kg



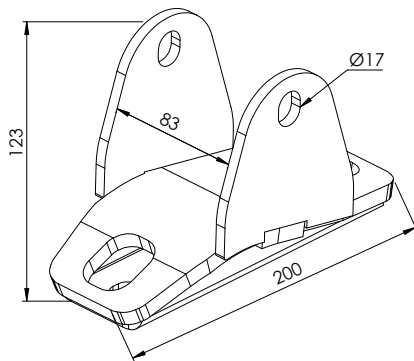
**KL 1100LE** SUPORTE DIANTEIRO LE KLL IVECO  
**KL 1100LD** SUPORTE DIANTEIRO LD KLL IVECO  
12,75Kg



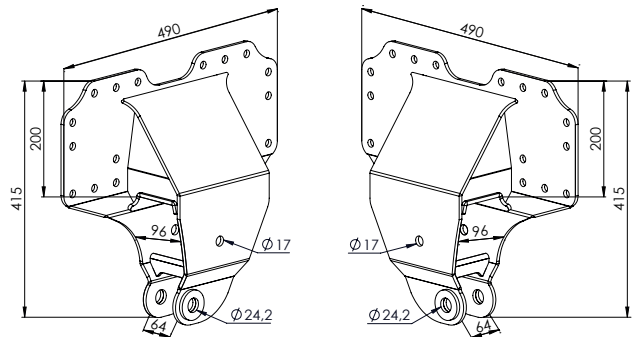
**KL 1101** SUPORTE CENTRAL KLL IVECO  
19,11Kg



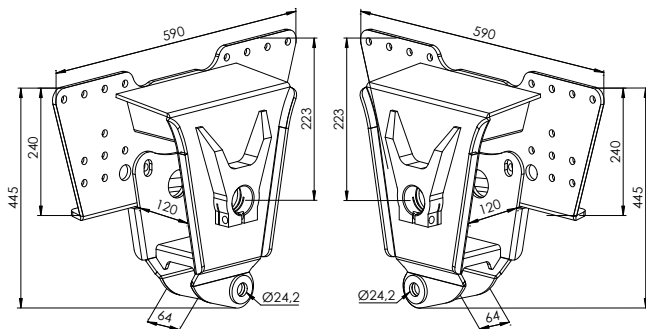
**KL 1102** SUPORTE TRASEIRO KLL IVECO  
9,34Kg



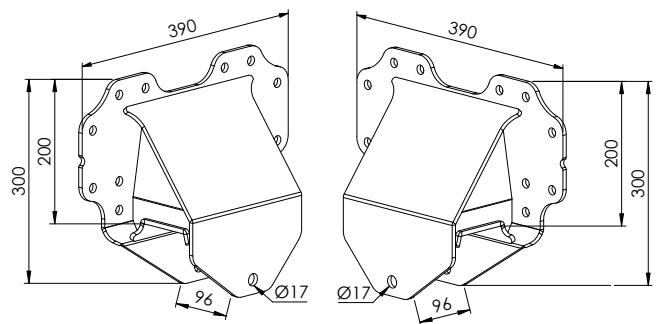
**KL 1103** DESLIZANTE DIANTEIRO/TRASEIRO KLL IVECO  
2,23Kg



**SU 1124LE** SUPORTE DIANTEIRO LE KLL ATEGO  
**SU 1124LD** SUPORTE DIANTEIRO LD KLL ATEGO  
13,70Kg

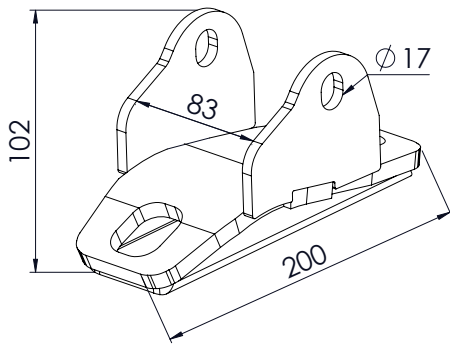


**SU 1125LE** SUPORTE CENTRAL LE KLL ATEGO PINO Ø 50mm  
**SU 1125LD** SUPORTE CENTRAL LD KLL ATEGO PINO Ø 50mm  
22,66Kg



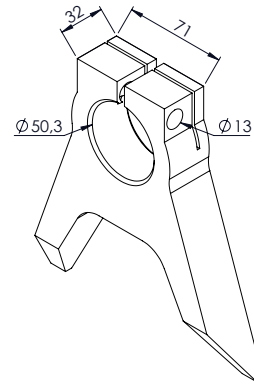
**SU 1123LE** SUPORTE TRASEIRO LE KLL ATEGO  
**SU 1123LD** SUPORTE TRASEIRO LD KLL ATEGO  
9,52Kg

“AS MARCAS E CÓDIGOS CITADOS SÃO UTILIZADOS MERAMENTE COMO REFERÊNCIAS.” OS VALORES DOS PESOS SÃO APROXIMADOS.



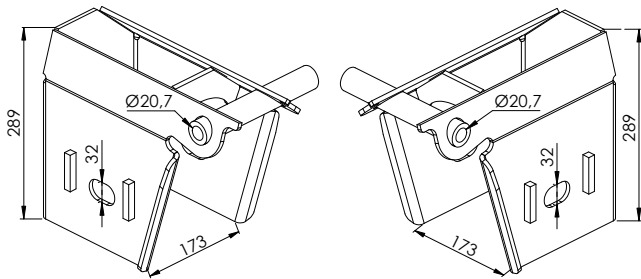
2,09Kg

**SU 1122** DESLIZANTE DIANTEIRO/TRASEIRO KLL ATEGO



2,03Kg

**SU 1126** MANCAL SUPORTE CENTRAL KLL ATEGO

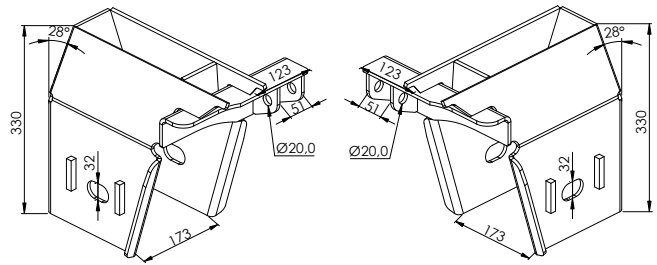


KLL: 302093327  
KLL: 302093326

11,43Kg

**KL 1116GLE** SUPORTE FRONTAL LE H280G SUSP. A AR KLL

**KL 1116GLD** SUPORTE FRONTAL LD H280G SUSP. A AR KLL

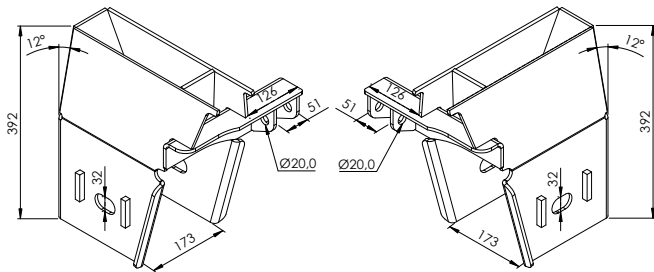


KLL: 3020007302  
KLL: 3020007301

13,92Kg

**KL 1115ILE** SUPORTE FRONTAL LE H340I SUSPENSÃO A AR KLL

**KL 1115ILD** SUPORTE FRONTAL LD H340I SUSPENSÃO A AR KLL

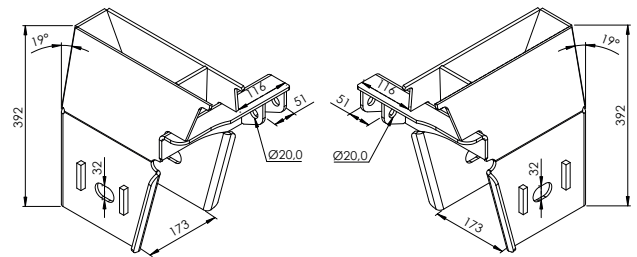


KLL: 3010053302  
KLL: 3010053301

16,59Kg

**KL 1110LE** SUPORTE FRONTAL LE H400 SUSPENSÃO A AR KLL

**KL 1110LD** SUPORTE FRONTAL LD H400 SUSPENSÃO A AR KLL

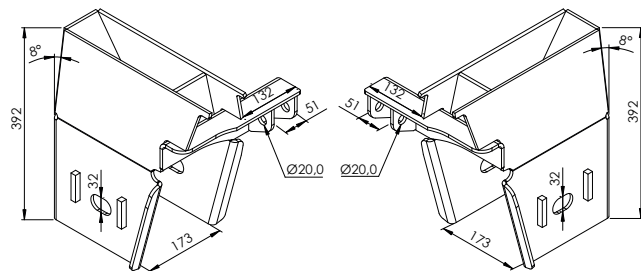


KLL: 3010065302  
KLL: 3010065301

16,59Kg

**KL 1110ILE** SUPORTE FRONTAL LE H400I SUSPENSÃO A AR KLL

**KL 1110ILD** SUPORTE FRONTAL LD H400I SUSPENSÃO A AR KLL

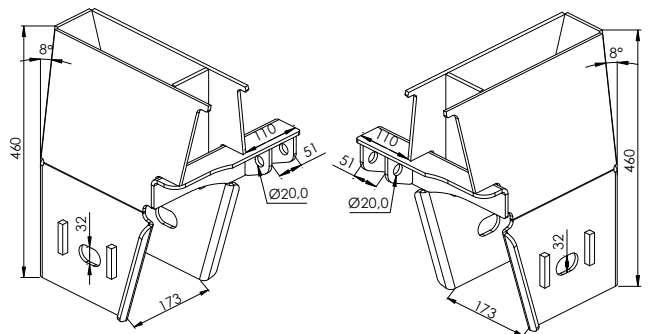


KLL: 3020044302  
KLL: 3020044301

16,66Kg

**KL 1110GLE** SUPORTE FRONTAL LE H400G SUSP. A AR KLL

**KL 1110GLD** SUPORTE FRONTAL LD H400G SUSP. A AR KLL



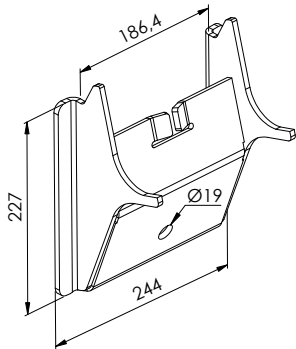
KLL: 2991701002  
KLL: 2991701001

20,34Kg

**KL 1118LE** SUPORTE FRONTAL LE H470 SUSPENSÃO A AR KLL

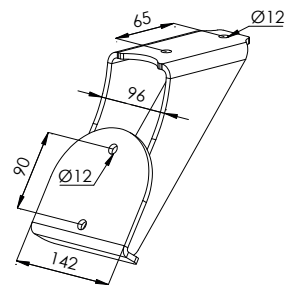
**KL 1118LD** SUPORTE FRONTAL LD H470 SUSPENSÃO A AR KLL

"AS MARCAS E CÓDIGOS CITADOS SÃO UTILIZADOS MERAMENTE COMO REFERÊNCIAS." OS VALORES DOS PESOS SÃO APROXIMADOS.



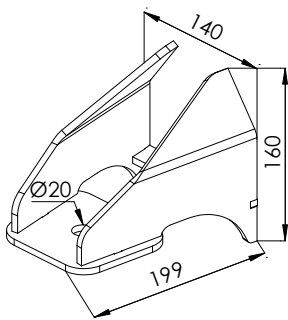
KLL: 3020015401

3,76Kg

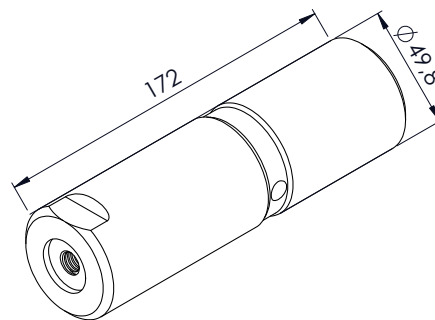
**KL 1113** SUPOORTE AUXILIAR FRONTAL SUSPENSÃO A AR KLL


KLL: 3020016401

3,07Kg

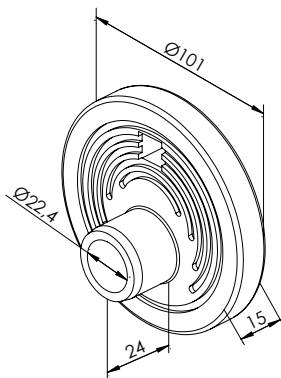
**KL 1114** SUPOORTE AUXILIAR VIGA SUSPENSÃO A AR KLL


4,13Kg

**KL 1117** APOIO SUPERIOR FRONTAL SUSPENSÃO A AR KLL


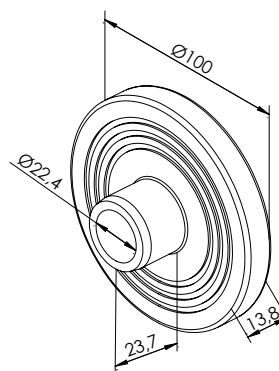
2,51Kg

**SU 1121** PINO BALANÇA ATEGO Ø 49,8mm

**SU 1121C** PINO BALANÇA ATEGO (TEMPERADO) Ø 49,8mm


KLL: 3010023301

0,93Kg

**KL 1119** COLAR DE ALINHAMENTO DIRECIONAL KLL


KLL: 3010022301

0,88Kg

**KL 1120** COLAR DE ALINHAMENTO CENTRAL KLL

**ANOTAÇÕES:**


---

---

---

---

---

---

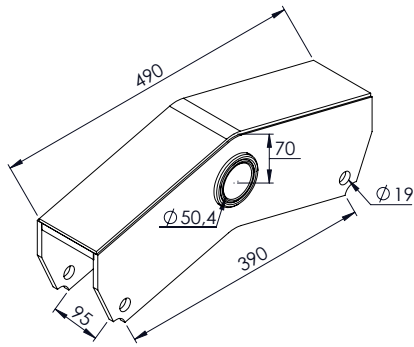
---

---

---

---

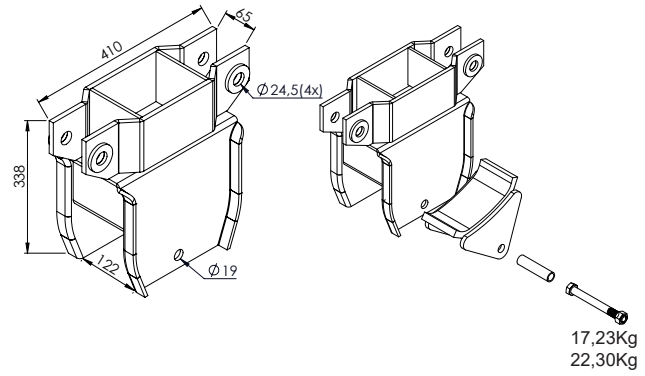
# CARREGA TUDO



14,42Kg  
15,13Kg

**RN 0103** BALANÇA ASA-DELTA CARRETA PINO Ø 50mm

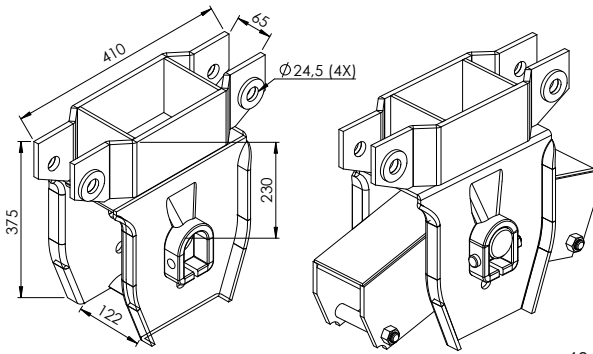
**RN 0103A** BALANÇA ASA-DELTA 3/8" CARRETA PINO Ø 50mm



17,23Kg  
22,30Kg

**SU 1133** SUPORTE DIANTEIRO/TRASEIRO SUSP. REBAIXADA

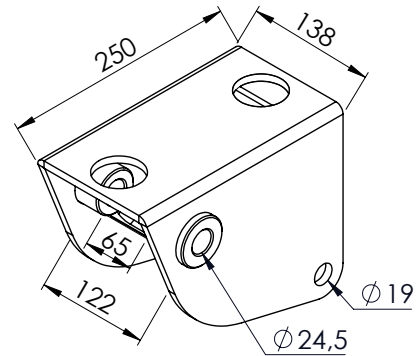
**SU 1133KIT** SUPORTE DIANTEIRO/TRASEIRO SUSP. REBAIXADA



18,89Kg  
37,68Kg

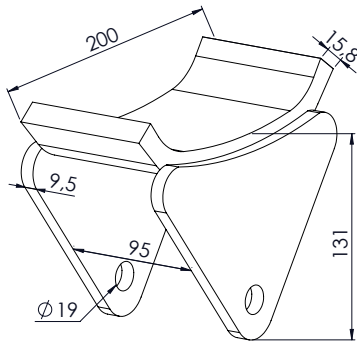
**SU 1134** SUPORTE CENTRAL SUSP. REBAIXADA PINO Ø 50mm

**SU 1134KIT** SUPORTE CENTRAL SUSP. REBAIXADA PINO Ø 50mm



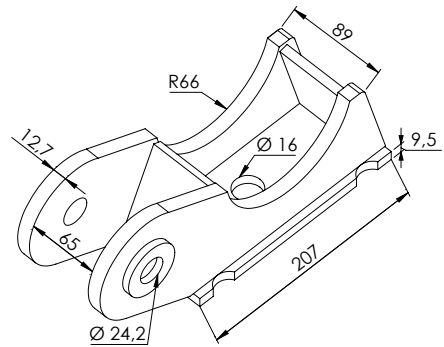
8,49Kg

**SU 1150** SUPORTE DIANTEIRO INCLINADO SUSP. REBAIXADA



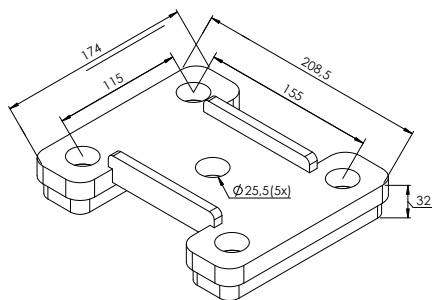
4,73Kg

**SU 1020** DESLIZANTE SR



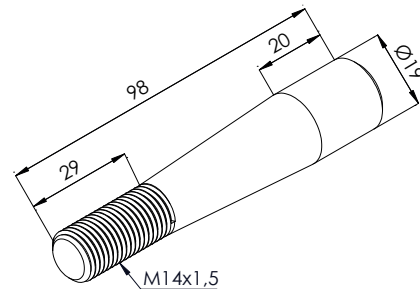
6,61Kg

**SU 1135C** SAPATA SUSPENSÃO REBAIXADA 130mm



4,84Kg

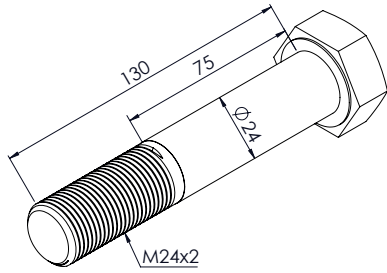
**SU 1137C** SAPATA APERTO GRAMPOS



0,16Kg  
0,18Kg

**RN 0161** PINO CÔNICO

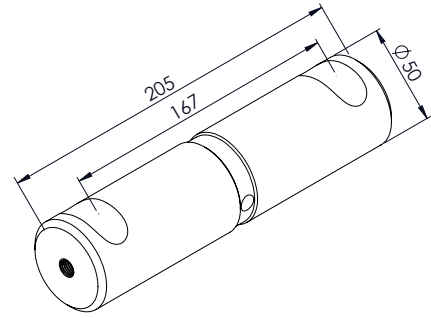
**RN 0161A** PINO CÔNICO (COM PORCA)



0,57Kg  
0,67Kg

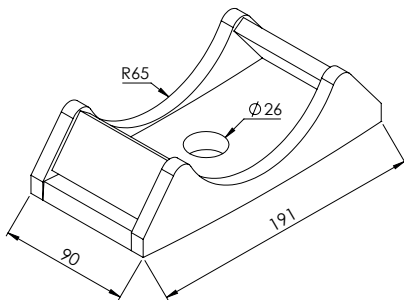
**TE 1315** PINO TENSOR SR 2000 (SEM PORCA)

**TE 1315A** PINO TENSOR SR 2000 (COM PORCA)



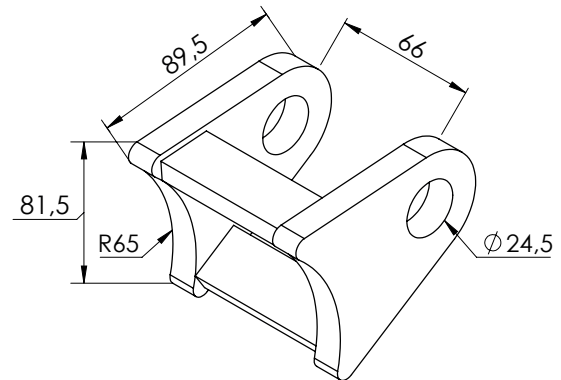
3,01Kg

**RN 0185C** PINO BALANÇA CARRETA (TEMPERADO) Ø 50mm



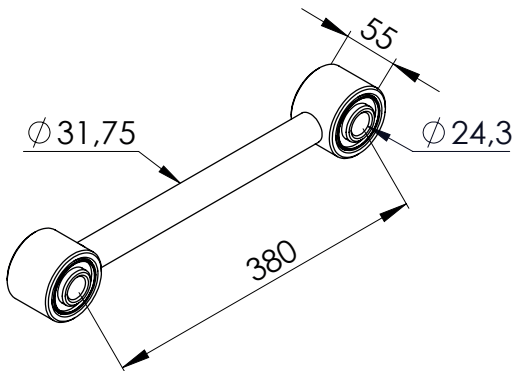
2,48Kg

**SU 1136C** APOIO MOLA SUSPENSÃO REBAIXADA



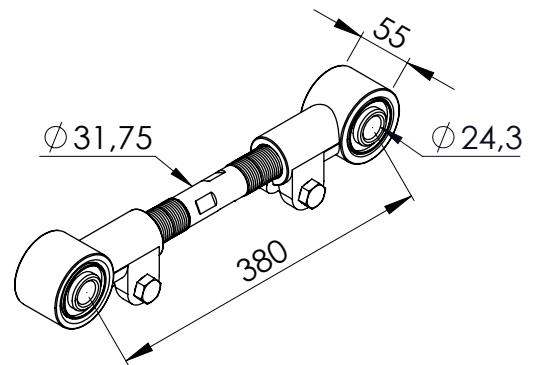
1,22Kg

**SU 1135F** APOIO TENSOR SUSPENSÃO REBAIXADA



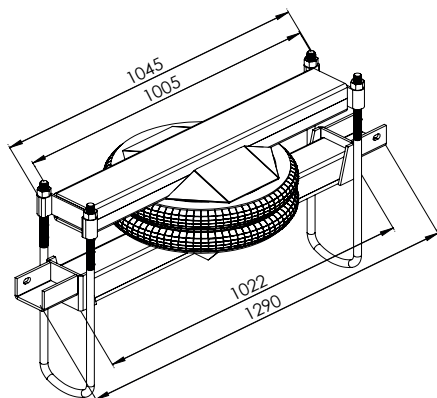
3,62Kg

(COM BUCHA)  
**SU 1025REB** TENSOR FIXO SR 1.1/4" COM 380mm



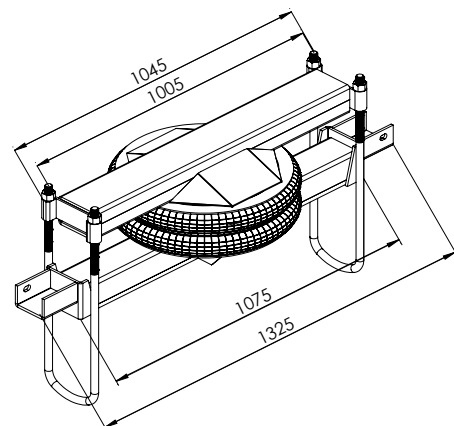
5,79Kg

(COM BUCHA)  
**SU 1026REB** TENSOR REGULÁVEL SR 1.1/4" COM 380mm



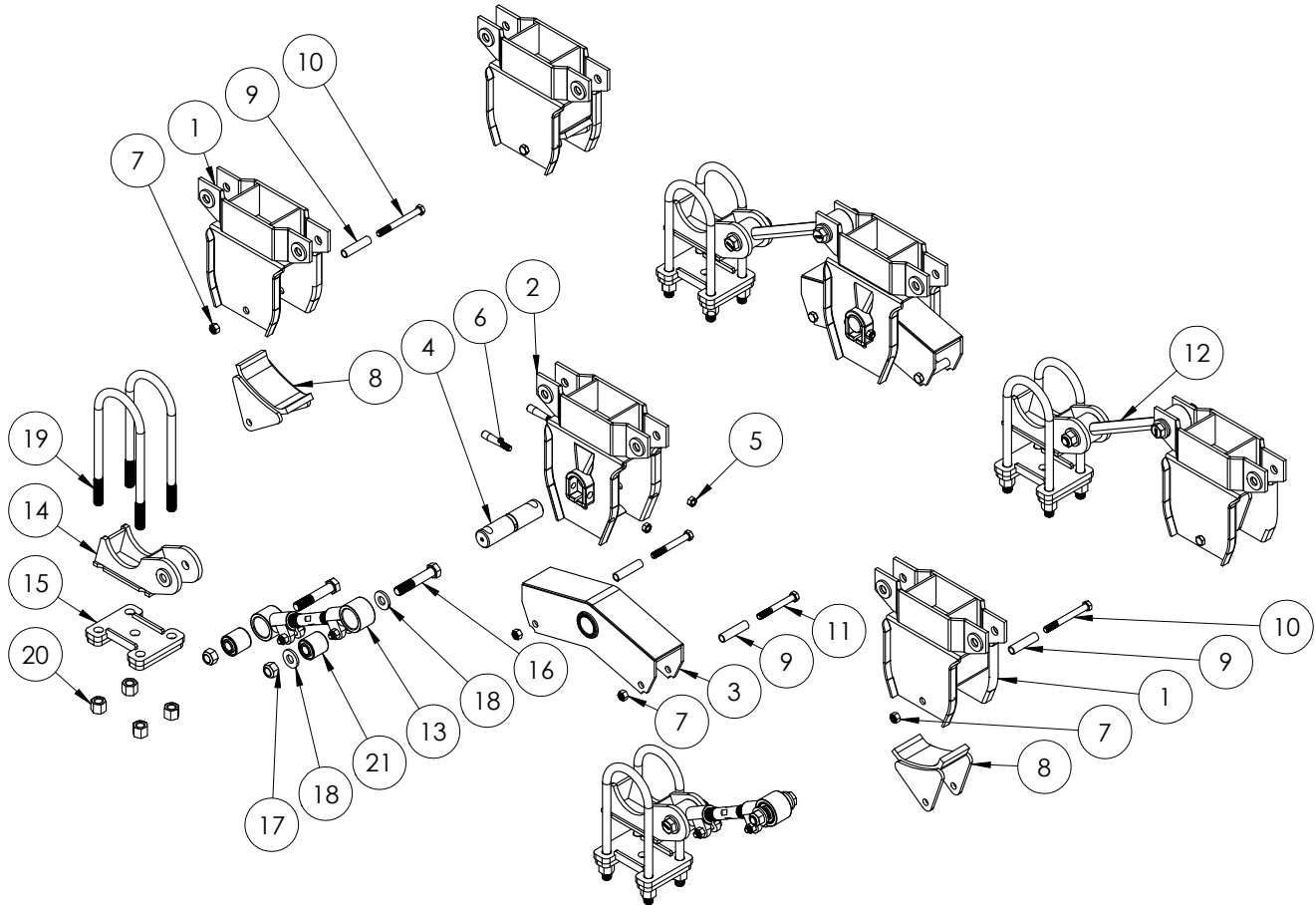
95,86Kg

**SP 3185** SUSPENSOR CARRETA REBAIXADA 1290mm



96,92Kg

**SP 3188** SUSPENSOR CARRETA REBAIXADA 1333mm

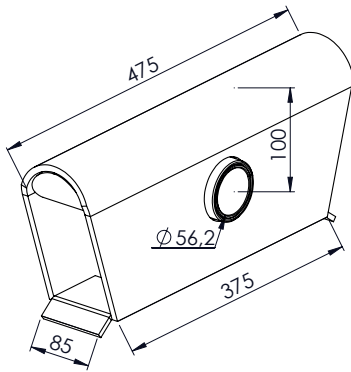


## SUSPENSÃO SEMIRREBOQUE REBAIXADA

NÚMERO	CÓDIGO	DESCRIÇÃO
1	SU 1133	SUPORTE DIANTEIRO E TRASEIRO
2	SU 1134	SUPORTE CENTRAL
3	RN 0103	BALANÇA
4	RN 0185C	PINO TEMPERADO
5	PO 2013	PO. SX. M14 X 1,50 (MB)
6	RN 0161	PINO CÔNICO
7	PO 2005	PO. SX. 5/8" UNC NYB ZB
8	SU 1020	DESLIZANTE
9	DV 1791	ESPAÇADOR DA AGULHA
10	PF 1009	PF. SX. 5/8" UNC RP X 6"
11	PF 1008	PF. SX. 5/8" UNC RP X 5"

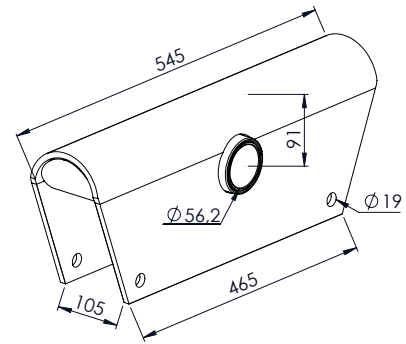
NÚMERO	CÓDIGO	DESCRIÇÃO
12	SU 1025REB	TENSOR FIXO REBAIXADO 380mm
13	SU 1026REE	TENSOR REGULÁVEL REBAIXADO 380mm
14	SU 1135C	SAPATA SUPERIOR
15	SU 1137C	SAPATA DE APERTO DOS GRAMPOS
16	TE 1315	PINO TENSOR
17	PO 2022	PO. SX. M24 X 2 (MB) NYB ZB
18	RN 0195	ARRUELA
19	GP 7892380	GRAMPO 7/8" x 92 x 380mm
20	PO 2007	PO. SX. 7/8" UNF DPL
21	BU 1209	BUCHA





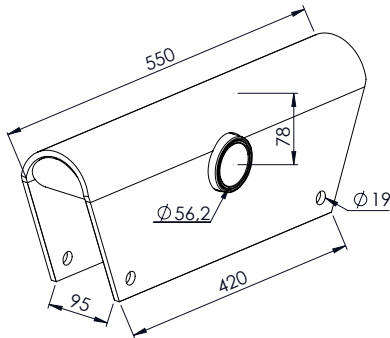
16,20Kg

**PT 0550** BALANÇA TRUCK PINO Ø 55,5mm



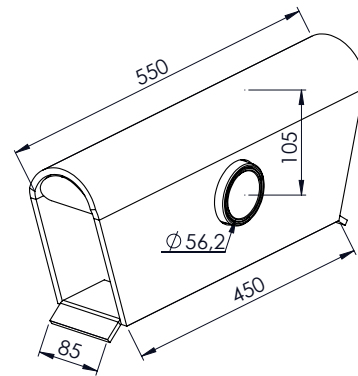
21,13Kg

**PT 0552** BALANÇA CARRETA PINO Ø 55,5mm



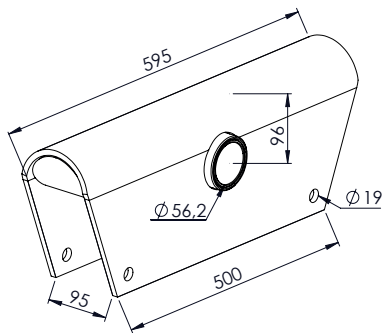
19,52Kg

**PT 0553** BALANÇA CARRETA PINO Ø 55,5mm



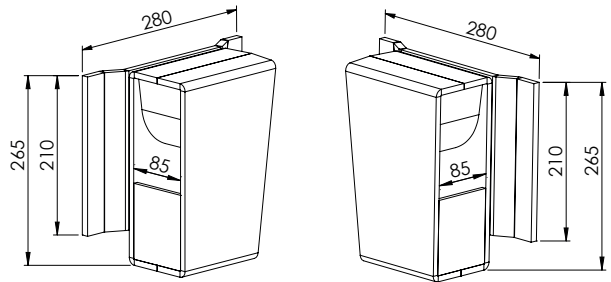
18,58Kg

**PT 0556** BALANÇA TRUCK PINO Ø 55,5mm



19,80Kg

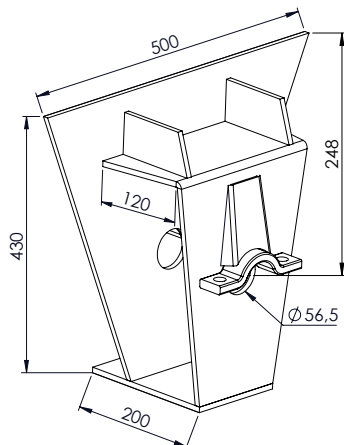
**PT 0569** BALANÇA CAVALO PINO Ø 55,5mm



13,07Kg

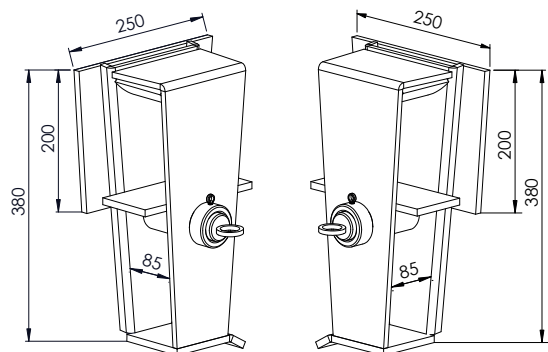
**PT 0559** SUPORTE DIANTEIRO LE TRUCK

**PT 0558** SUPORTE DIANTEIRO LD TRUCK



18,45Kg

**PT 0563** SUPORTE CENTRAL TRUCK PINO Ø 55,5mm



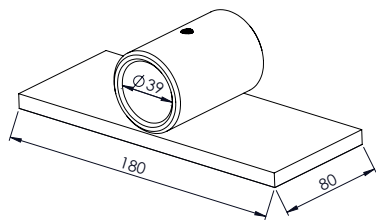
16,12Kg

**PT 0561** SUPORTE TRASEIRO LE TRUCK

**PT 0560** SUPORTE TRASEIRO LD TRUCK

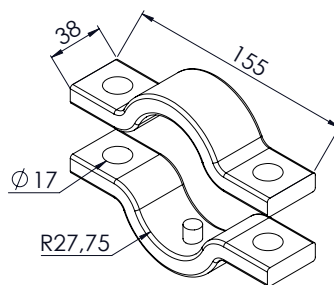
"AS MARCAS E CÓDIGOS CITADOS SÃO UTILIZADOS MERAMENTE COMO REFERÊNCIAS." OS VALORES DOS PESOS SÃO APROXIMADOS.

# PASTRE



**PT 0565** DESLIZANTE TRUCK

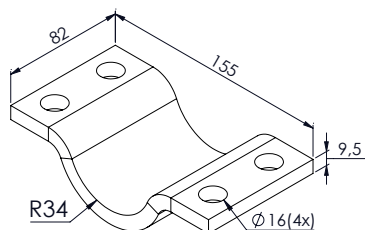
1,68Kg



**PT 0564** SEMI MANCAL SUPORTE CENTRAL TRUCK

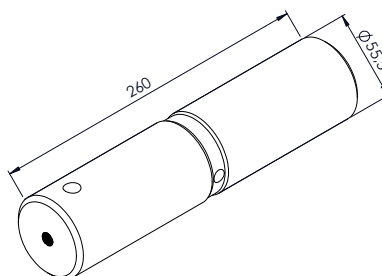
0,60Kg

**PT 0564A** SEMI MANCAL SUPORTE CENTRAL TRUCK COM PINO



**PT 0568** PONTEIRA DO TIRANTE

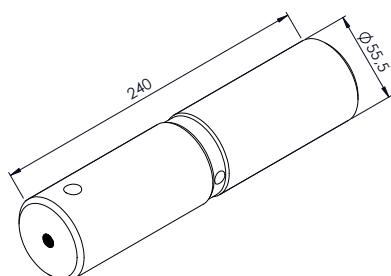
0,98Kg



**PT 0566** PINO BALANÇA Ø 55,5mm

4,85Kg

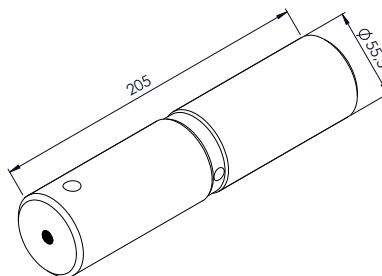
**PT 0566C** PINO BALANÇA (TEMPERADO) Ø 55,5mm



**PT 0567** PINO BALANÇA Ø 55,5mm

4,47Kg

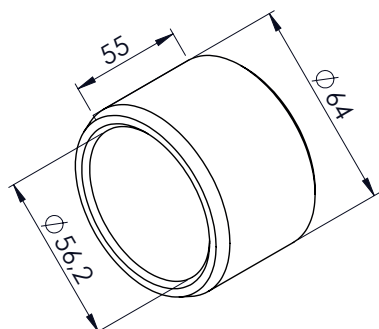
**PT 0567C** PINO BALANÇA (TEMPERADO) Ø 55,5mm



**PT 0574** PINO BALANÇA Ø 55,5mm

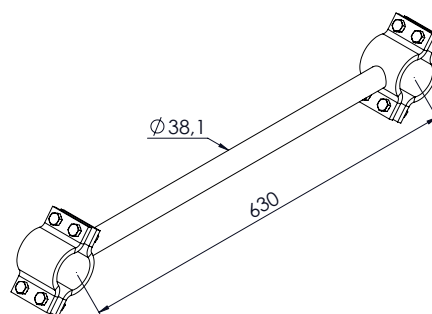
3,80Kg

**PT 0574C** PINO BALANÇA (TEMPERADO) Ø 55,5mm



**PT 0554** BUCHA INTERNA (CEMENTADA)

3,30Kg

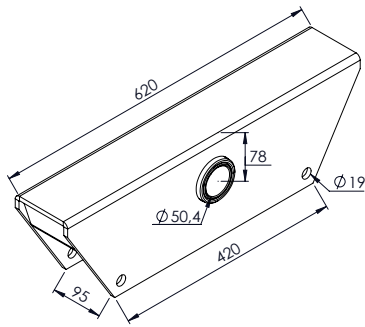


**PT 0579** TENSOR FIXO 1.1/2" COM 630mm

9,45Kg

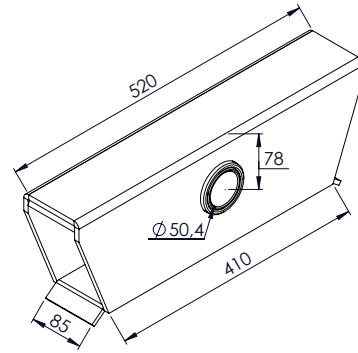
"AS MARCAS E CÓDIGOS CITADOS SÃO UTILIZADOS MERAMENTE COMO REFERÊNCIAS." OS VALORES DOS PESOS SÃO APROXIMADOS.





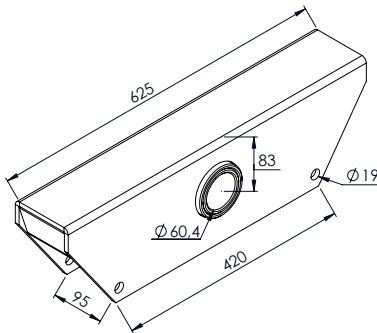
21,63Kg

**SF 0500** BALANÇA CARRETA PINO Ø 50mm



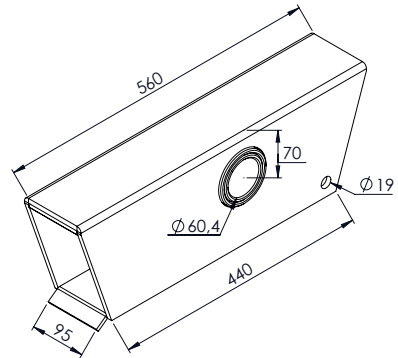
17,26Kg

**SF 0502** BALANÇA TRUCK PINO Ø 50mm



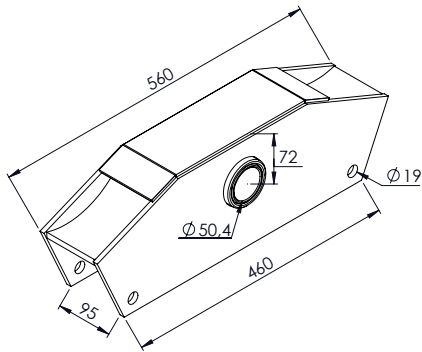
22,94Kg

**SF 0504** BALANÇA CARRETA PINO Ø 60mm



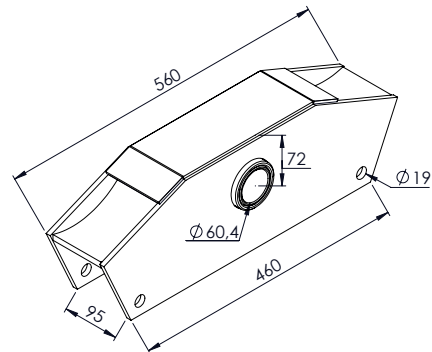
20,49Kg

**SF 0526** BALANÇA TE LS PINO Ø 60mm



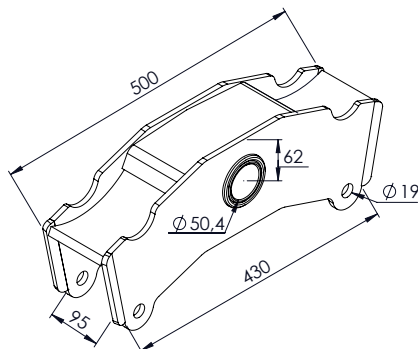
16,98Kg

**SF 0501** BALANÇA CARRETA PINO Ø 50mm



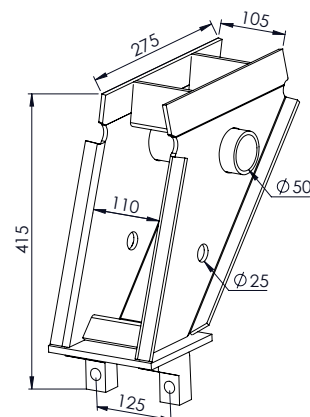
17,39Kg

**SF 0501/60** BALANÇA CARRETA PINO Ø 60mm



14,51Kg

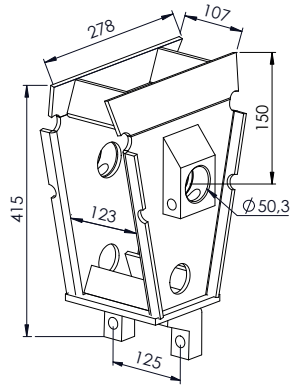
**SF 0525** BALANÇA CARRETA MODERNA PINO Ø 50mm



18,38Kg

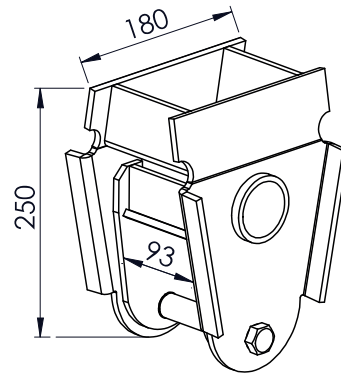
**SF 0527** SUPORTE DIANTEIRO SR 2003

"AS MARCAS E CÓDIGOS CITADOS SÃO UTILIZADOS MERAMENTE COMO REFERÊNCIAS." OS VALORES DOS PESOS SÃO APROXIMADOS.



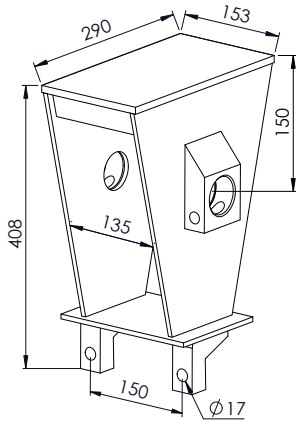
15,25Kg

**SF 0528** SUPORTE CENTRAL SR 2003 ESQ/DIR PINO Ø 50mm



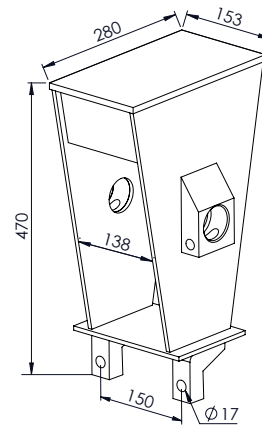
8,86Kg

**SF 0529** SUPORTE TRASEIRO COM ESFREGA MÓVEL DO SR 2003



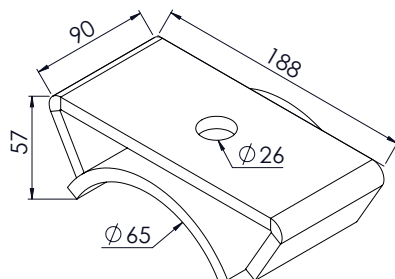
17,71Kg

**SF 05553** SUPORTE CENTRAL SR 2000 À 2003 PINO Ø 50mm



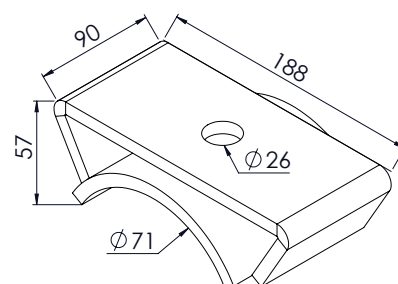
18,54Kg

**SF 05554** SUPORTE CENTRAL SR 1996 À 2000 PINO Ø 50mm



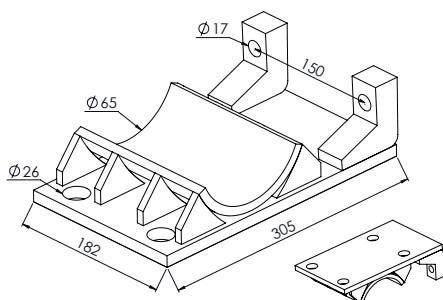
8,06Kg

**SF 0533** SAPATA INFERIOR DO SR 2003 PARA EIXO 130mm



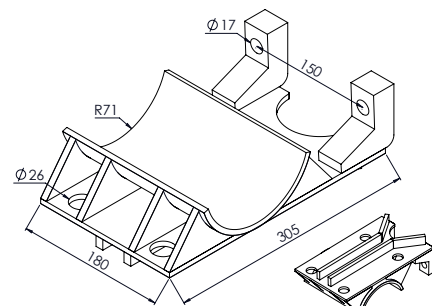
3,21Kg

**SF 0535** SAPATA INFERIOR SR EIXO 138mm



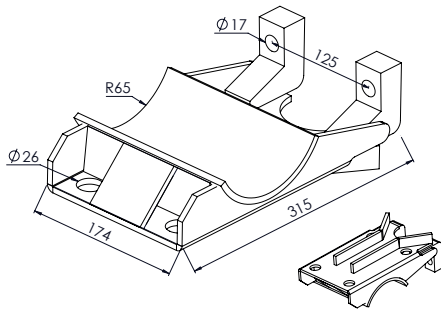
9,60Kg

**SF 0532** SAPATA SR EIXO Ø 130mm



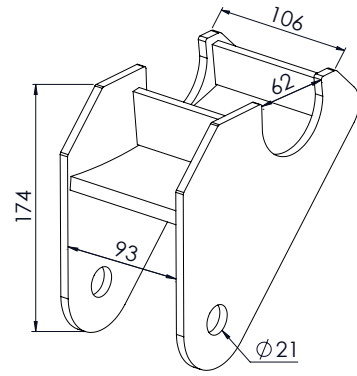
8,54Kg

**SF 0534** SAPATA SR EIXO Ø 138mm



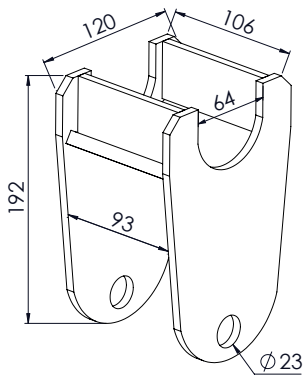
8,30Kg

**SF 0536** SAPATA INFERIOR SR EIXO 130mm



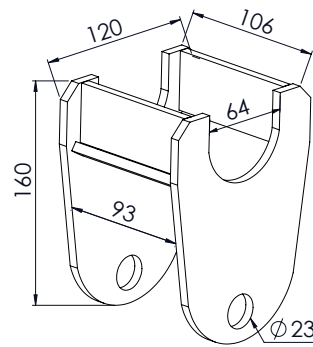
3,52Kg

**SF 0537D** SAPATA MÓVEL DIANTEIRA SR 2003



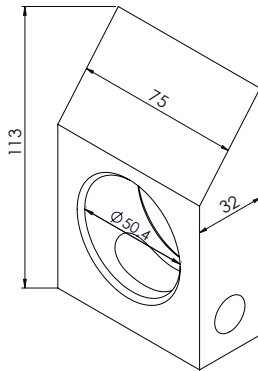
2,77Kg

**SF 05556** SAPATA MÓVEL TRASEIRA LONGA



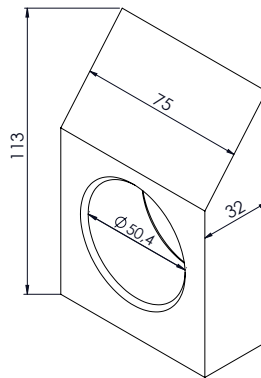
2,47Kg

**SF 0537** SAPATA MÓVEL TRASEIRA SR 2003



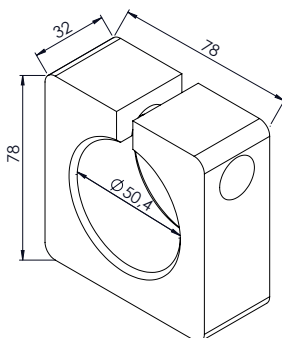
1,23Kg

**SF 0530** MANCAL EXTERNO PINO BALANÇA SR Ø 50mm



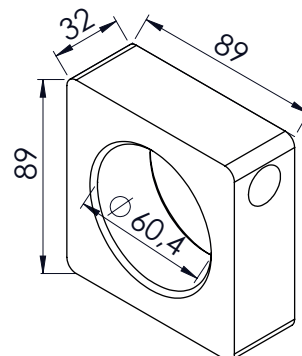
1,34Kg

**SF 0531** MANCAL INTERNO PINO BALANÇA SR Ø 50mm



1,22Kg

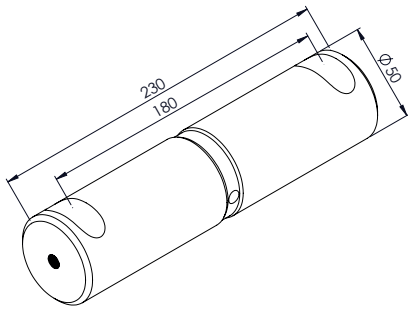
**SF 0516** MANCAL PINO BALANÇA SR Ø 50mm



1,12Kg

**SF 0518** MANCAL INTERNO PINO BALANÇA Ø 60mm

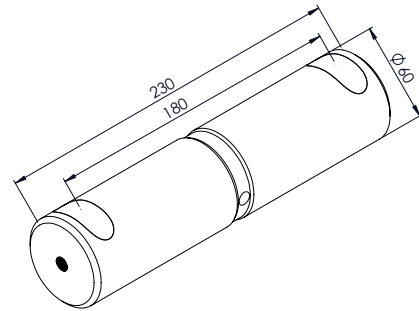
"AS MARCAS E CÓDIGOS CITADOS SÃO UTILIZADOS MERAMENTE COMO REFERÊNCIAS." OS VALORES DOS PESOS SÃO APROXIMADOS.



3,36Kg

**SF 0522** PINO BALANÇA CARRETA Ø 50mm

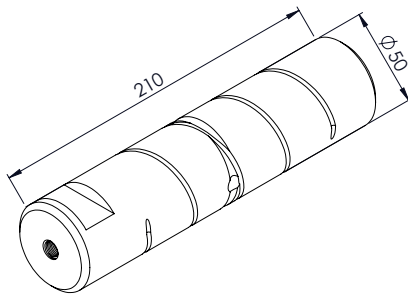
**SF 0522C** PINO BALANÇA CARRETA (TEMPERADO) Ø 50mm



4,96Kg

**SF 0523** PINO BALANÇA CARRETA Ø 60mm

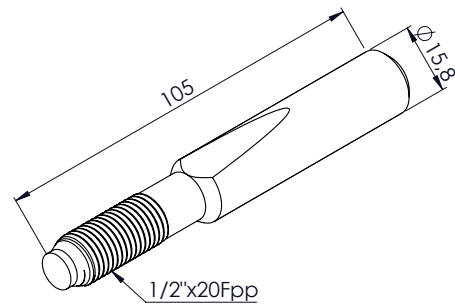
**SF 0523C** PINO BALANÇA CARRETA (TEMPERADO) Ø 60mm



8,86Kg

**SF 0539** PINO BALANÇA SR 2003 Ø 50mm

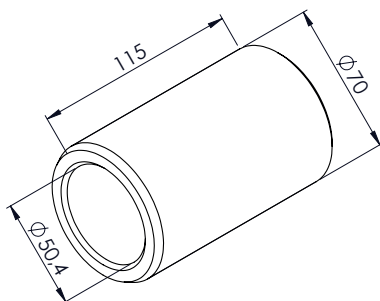
**SF 0539C** PINO BALANÇA SR 2003 (TEMPERATURA) Ø 50mm



0,12Kg  
0,15Kg

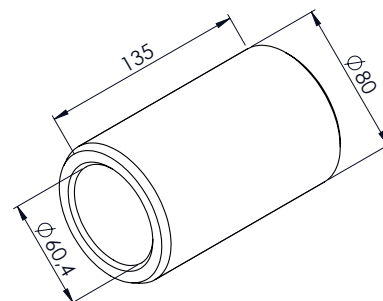
**SF 0541** PINO CÔNICO

**SF 0541A** PINO CÔNICO (COM PORCA)



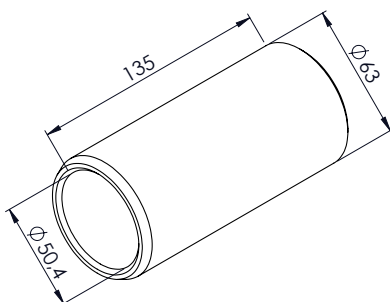
1,63Kg

**SF 0503** BUCHA INTERNA BALANÇA (CEMENTADA)



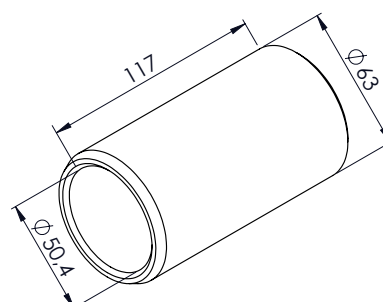
2,25Kg

**SF 0542** BUCHA INTERNA BALANÇA SR (CEMENTADA)



1,00Kg

**SF 0543** BUCHA INTERNA BALANÇA SR (CEMENTADA)

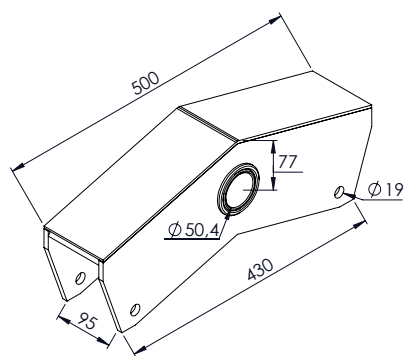


0,98Kg

**SF 0544** BUCHA INTERNA BALANÇA SR 2003 (CEMENTADA)

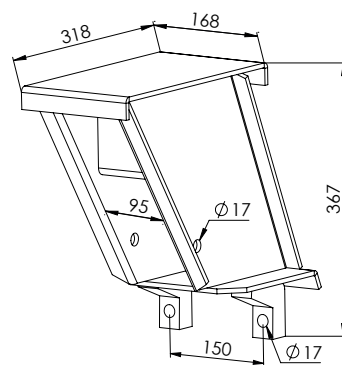






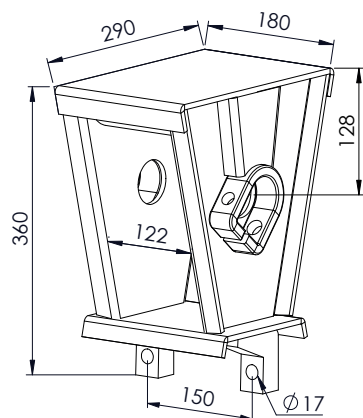
15,96Kg

**RS 2011** BALANÇA ASA-DELTA PINO Ø 50mm



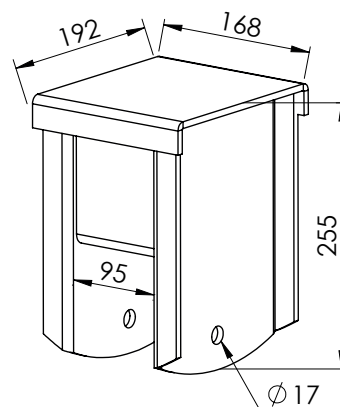
17,50Kg

**RS 2012** SUPORTE DIANTEIRO CARRETA



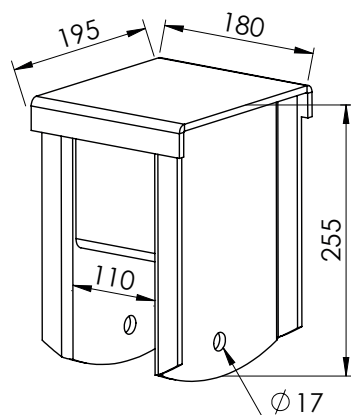
16,67Kg

**RS 2010** SUPORTE CENTRAL CARRETA PINO Ø 50mm



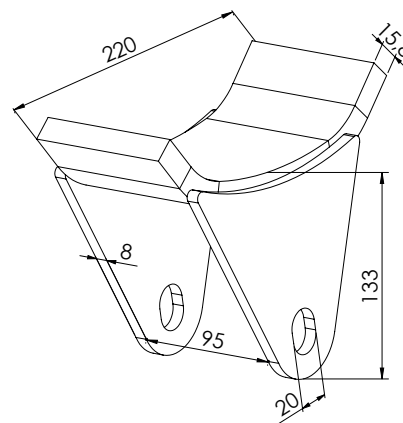
10,07Kg

**RS 2013** SUPORTE TRASEIRO CARRETA



9,73Kg

(MODELO NOVO)  
**RS 2014** SUPORTE TRASEIRO CARRETA



4,10Kg

**RS 2015** DESLIZANTE SR

**ANOTAÇÕES:**

---



---



---



---



---



---



---



---

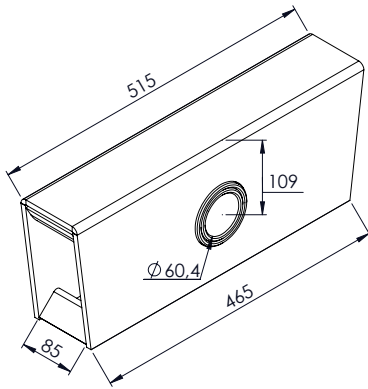


---



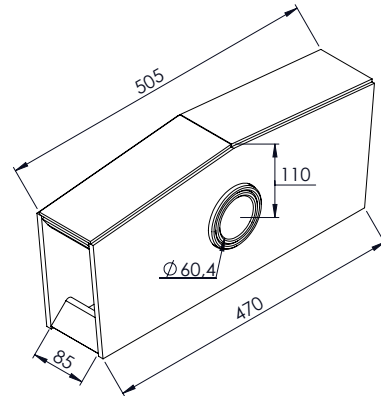
---

“AS MARCAS E CÓDIGOS CITADOS SÃO UTILIZADOS MERAMENTE COMO REFERÊNCIAS.” OS VALORES DOS PESOS SÃO APROXIMADOS.



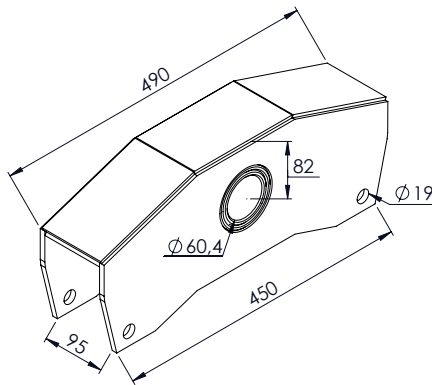
19,75Kg

**DR 0603** BALANÇA TRUCK RETO PINO Ø 60mm



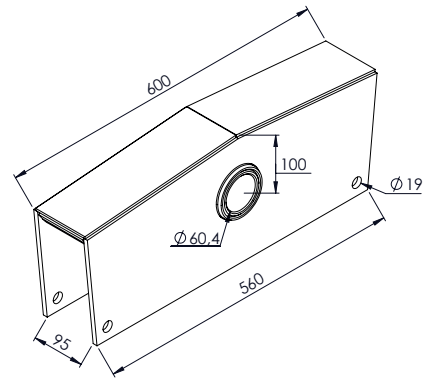
18,81Kg

**DR 0604** BALANÇA TRUCK CURVO PINO Ø 60mm



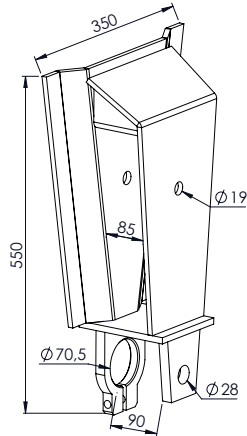
17,10Kg

**DR 0605** BALANÇA CARRETA PINO Ø 60mm



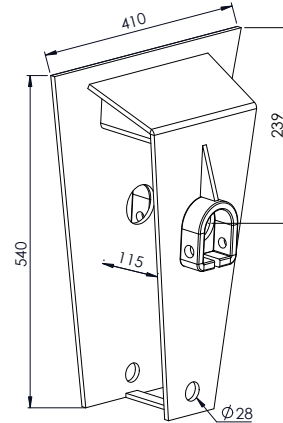
24,19Kg

**DR 0631** BALANÇA SR PINO Ø 60mm



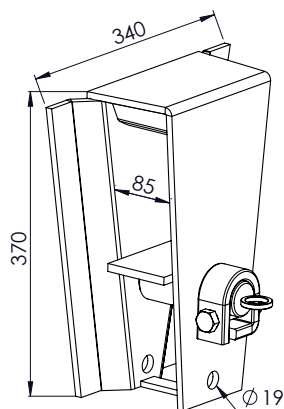
16,92Kg

**DR 0606** SUPORTE DIANTEIRO TRUCK



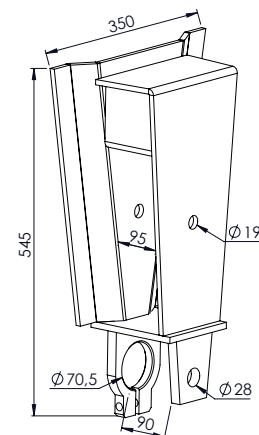
21,12Kg

**DR 0608** SUPORTE MAIOR CENTRAL TRUCK PINO Ø 60mm



16,58Kg

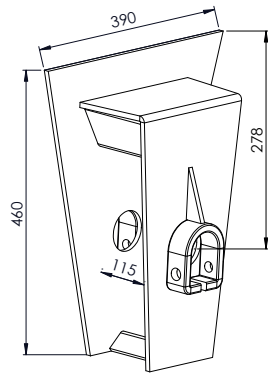
**DR 0607** SUPORTE TRASEIRO TRUCK



18,37Kg

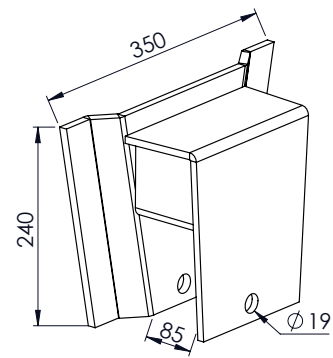
**DR 0612** SUPORTE DIANTEIRO TRUCK MODELO 90

"AS MARCAS E CÓDIGOS CITADOS SÃO UTILIZADOS MERAMENTE COMO REFERÊNCIAS." OS VALORES DOS PESOS SÃO APROXIMADOS.



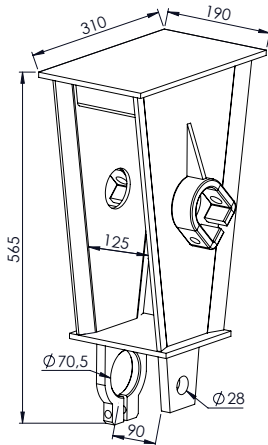
18,43Kg

**DR 0609** SUPORTE CENTRAL TRUCK PINO Ø 60mm



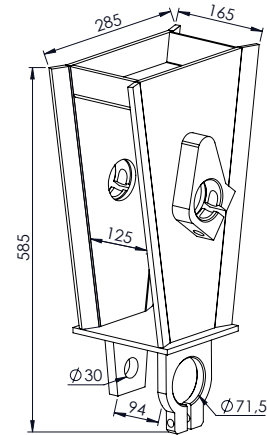
10,27Kg

**DR 0611** SUPORTE TRASEIRO CAÇAMBA



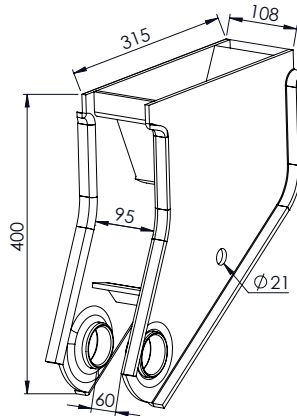
21,05Kg

**DR 0613** SUPORTE CENTRAL CARRETA Ø 60mm



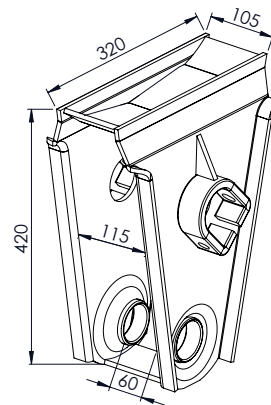
20,24Kg

**DR 0614** SUPORTE CENTRAL CARRETA ANTIGO PINO Ø 60mm



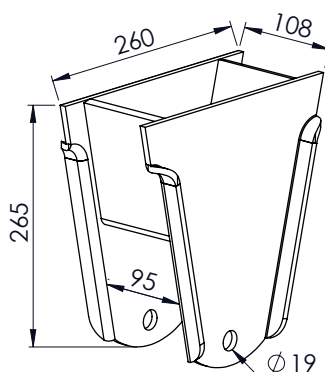
13,42Kg

**DR 0632** SUPORTE DIANTEIRO ESTAMPADO SR



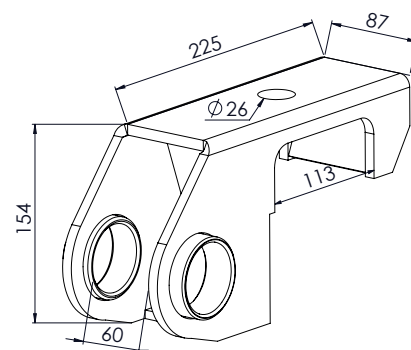
13,50Kg

**DR 0633** SUPORTE CENTRAL ESTAMPADO SR PINO Ø 60mm



6,54Kg

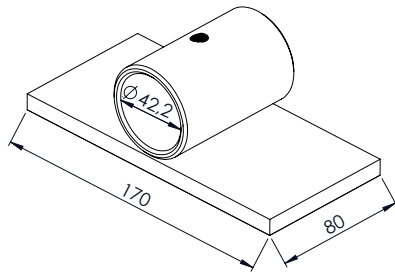
**DR 0634** SUPORTE TRASEIRO ESTAMPADO SR



4,27Kg

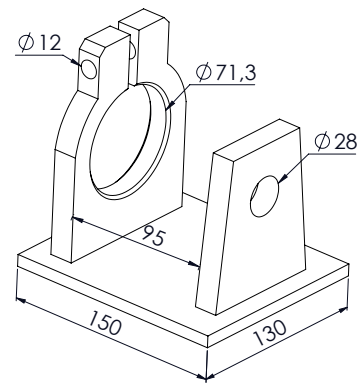
**DR 0602** SAPATA CARRETA EIXO 113mm

“AS MARCAS E CÓDIGOS CITADOS SÃO UTILIZADOS MERAMENTE COMO REFERÊNCIAS.” OS VALORES DOS PESOS SÃO APROXIMADOS.



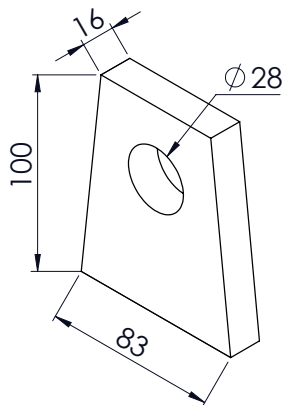
1,47Kg

**DR 0627** DESLIZANTE SUPORTE TRASEIRO



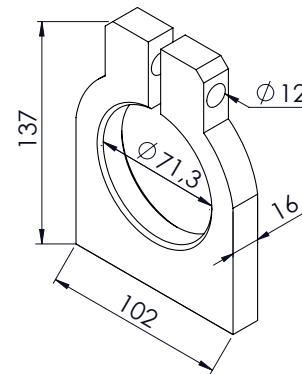
3,07Kg

**DR 0622** MANCAL PINO TENSOR RETO



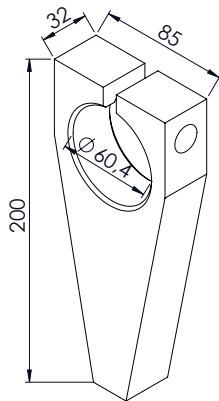
0,87Kg

**DR 0615** MANCAL INTERNO TENSOR RETO



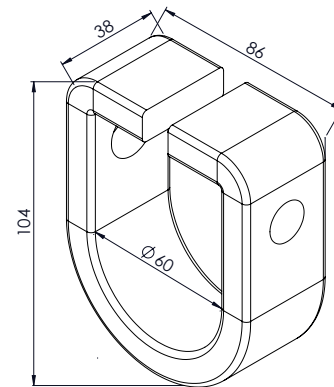
0,94Kg

**DR 0616** MANCAL EXTERNO TENSOR RETO



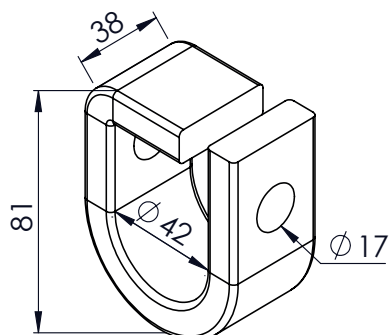
2,48Kg

**DR 0619** MANCAL EXTERNO SUPORTE CENTRAL CARRETA Ø 60mm



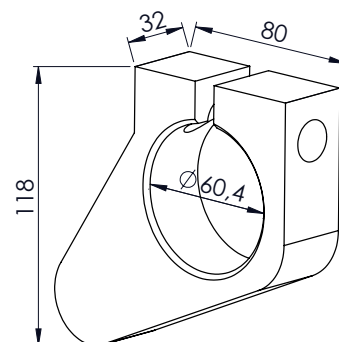
0,98Kg

**RN 0180** MANCAL SUPORTE TRASEIRO TRUCK Ø 60mm



0,70Kg

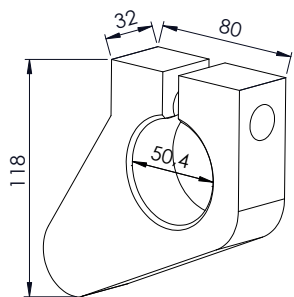
**DR 0635** MANCAL SUPORTE TRASEIRO Ø 42mm



1,48Kg

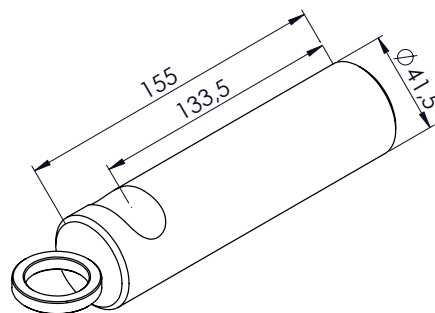
**DR 0623** MANCAL SUPORTE CARRETA Ø 60mm

"AS MARCAS E CÓDIGOS CITADOS SÃO UTILIZADOS MERAMENTE COMO REFERÊNCIAS." OS VALORES DOS PESOS SÃO APROXIMADOS.



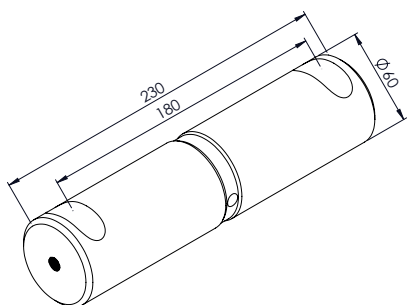
1,48Kg

**DR 0623/2** MANCAL SUPORTE CARRETA Ø 50mm



1,66Kg

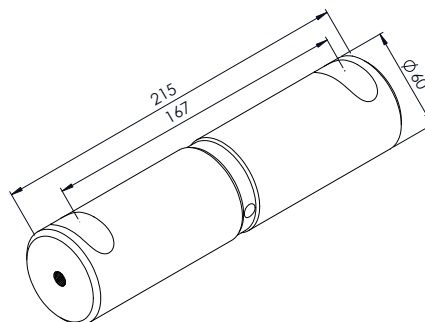
**DR 0628** PINO SUPORTE TRASEIRO Ø 41,5mm



4,97Kg

**DR 0600** PINO BALANÇA CARRETA Ø 60mm

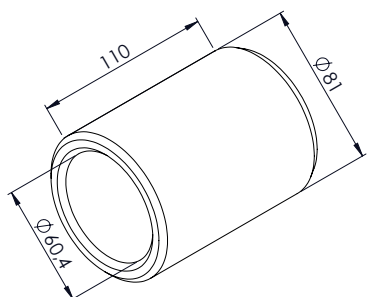
**DR 0600C** PINO BALANÇA CARRETA (TEMPERADO) Ø 60mm



4,62Kg

**DR 0601** PINO BALANÇA TRUCK Ø 60mm

**DR 0601C** PINO BALANÇA TRUCK (TEMPERADO) Ø 60mm



1,93Kg

**DR 0629** BUCHA INTERNA BALANÇA (CEMENTADA)

**ANOTAÇÕES:**

---

---

---

---

---

---

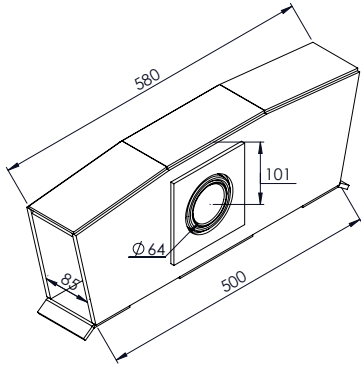
---

---

---

---

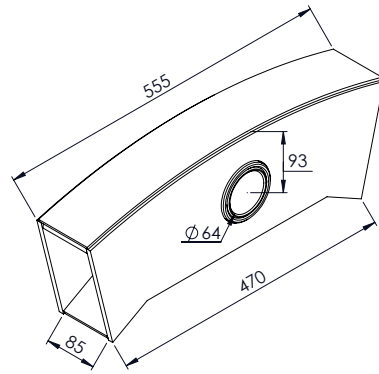
---



22,45Kg  
23,32Kg

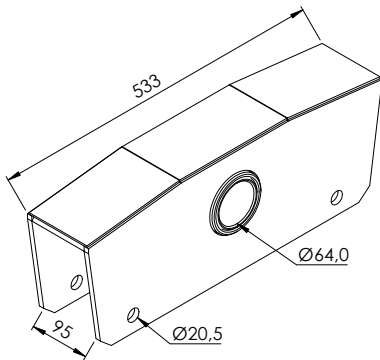
**GA 0851** BALANÇA TRUCK PINO Ø 63,50mm

**GA 0851A** BALANÇA TRUCK PINO Ø 63,50mm (MOLA 90mm)



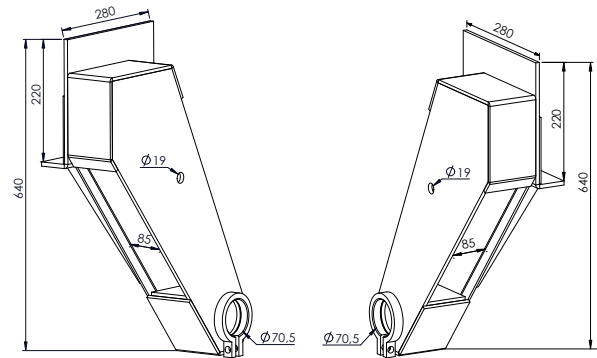
17,60Kg

**GA 0872** BALANÇA TRUCK MODERNO PINO Ø 63,5mm



17,60Kg

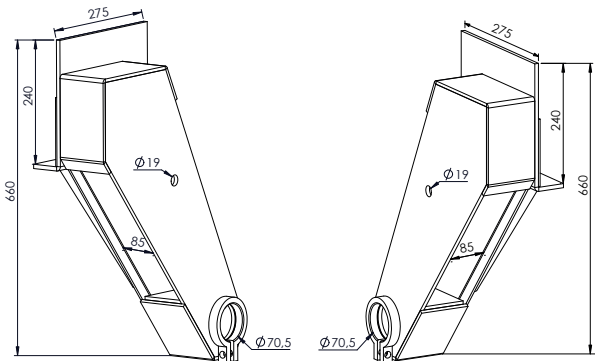
**GA 0853** BALANÇA GALEGO CANAVIEIRO Ø 63,5mm



26,75kg

**GA 0855** SUPORTE DIANTEIRO LE 1113

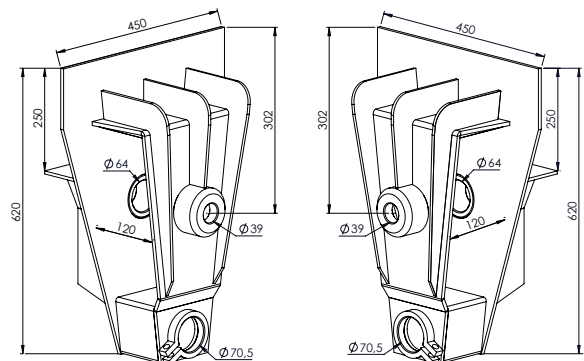
**GA 0856** SUPORTE DIANTEIRO LD 1113



27,10Kg

**GA 0864** SUPORTE DIANTEIRO LE TRUCK

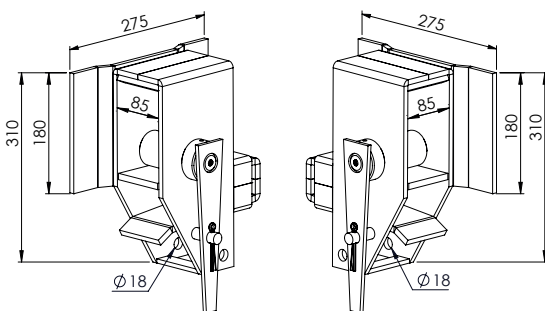
**GA 0865** SUPORTE DIANTEIRO LD TRUCK



36,11Kg

**GA 0854** SUPORTE CENTRAL LE TRUCK Ø 64mm

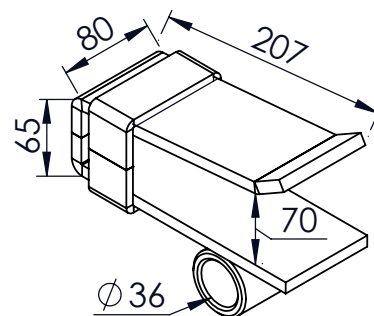
**GA 0862** SUPORTE CENTRAL LD TRUCK Ø 64mm



16,25Kg

**GA 0857** SUPORTE TRASEIRO LE

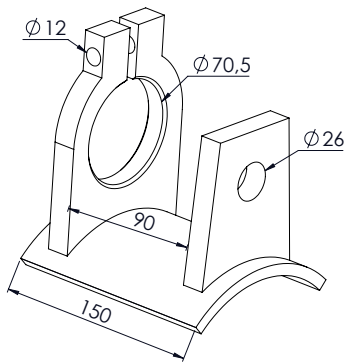
**GA 0858** SUPORTE TRASEIRO LD



4,08Kg

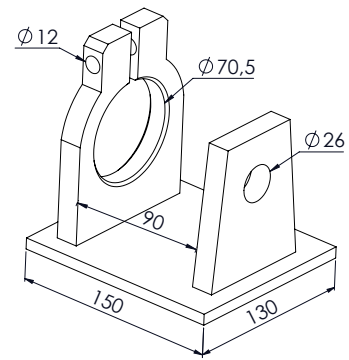
**GA 0857D** DESLIZANTE TRASEIRO GALEGO

"AS MARCAS E CÓDIGOS CITADOS SÃO UTILIZADOS MERAMENTE COMO REFERÊNCIAS." OS VALORES DOS PESOS SÃO APROXIMADOS.



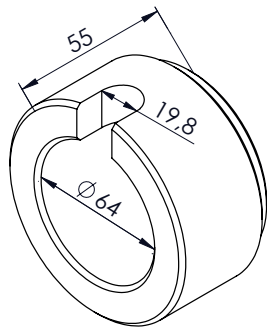
3,01Kg

**GA 0867** MANCAL CURVO TENSOR



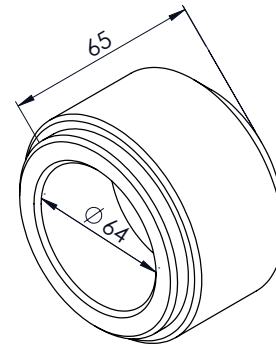
3,19Kg

**GA 0868** MANCAL RETO TENSOR



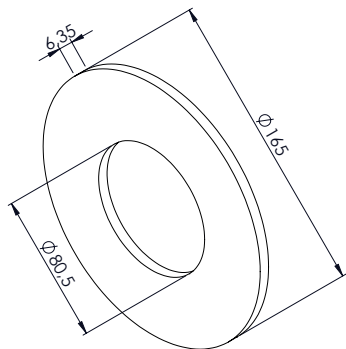
1,80Kg

**GA 0869** MANCAL INTERNO SUPORTE CENTRAL



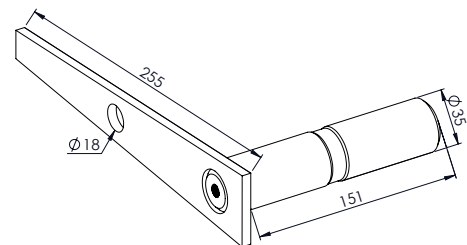
2,50Kg

**GA 0870** MANCAL EXTERNO SUPORTE CENTRAL



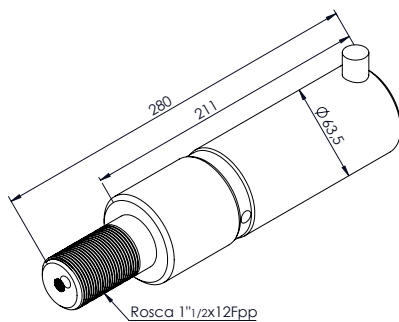
0,81Kg

**GA 0859** DISCO LATERAL BALANÇA



1,54Kg

**GA 0871** PINO DESLIZANTE SUPERIOR TRASEIRO Ø 35mm

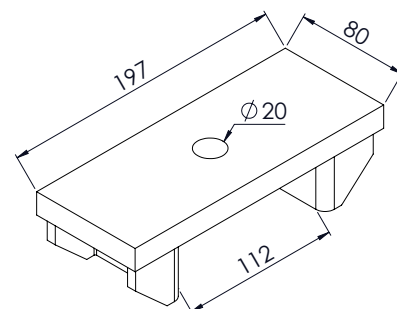


5,74Kg  
5,74Kg  
0,27Kg

**GA 0852** PINO BALANÇA Ø 63,50mm

**GA 0852C** PINO BALANÇA (TEMPERADO) Ø 63,50mm

**GA 0852P** PORCA DO PINO DA BALANÇA



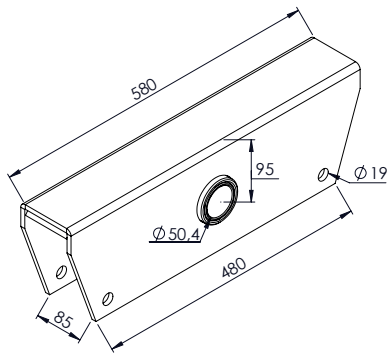
2,81Kg

**GA 0866** APOIO SUPERIOR EIXO QUADRADO EIXO 112mm

“AS MARCAS E CÓDIGOS CITADOS SÃO UTILIZADOS MERAMENTE COMO REFERÊNCIAS.” OS VALORES DOS PESOS SÃO APROXIMADOS.

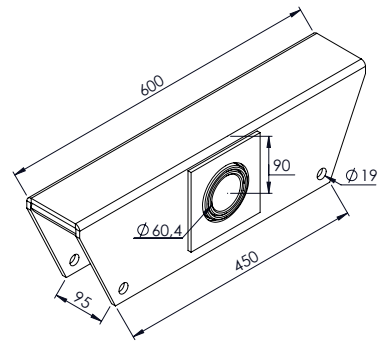






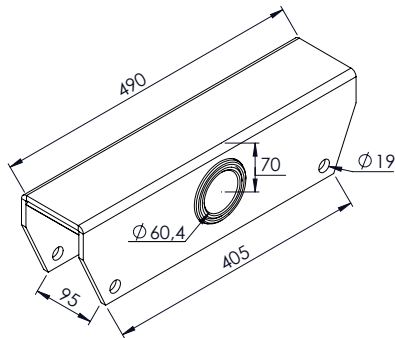
20,35Kg

**KR 0701** BALANÇA TRUCK PINO Ø 50mm



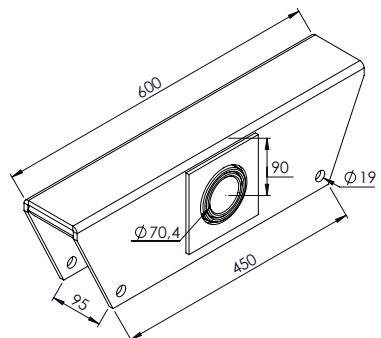
22,44Kg

**KR 0700** BALANÇA CARRETA PINO Ø 60mm



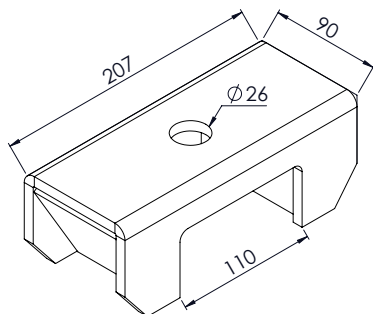
16,13Kg

**KR 0705** BALANÇA CARRETA PINO Ø 60mm



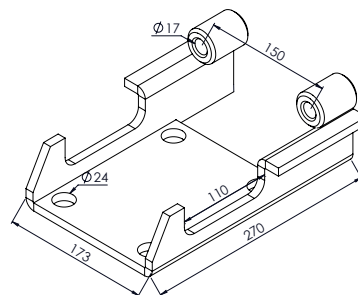
22,85Kg

**KR 0732** BALANÇA SR PINO Ø 70mm



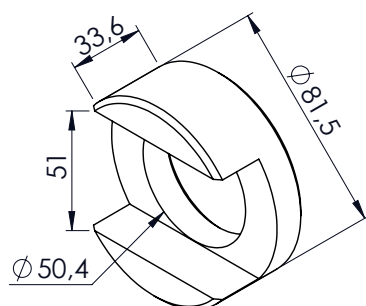
2,80Kg

**KR 0720** SAPATA CARRETA EIXO 110mm



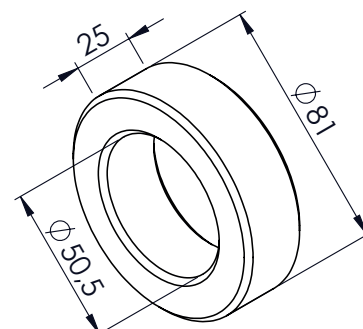
5,95Kg

**KR 0721** SAPATA CARRETA EIXO 110mm



0,50Kg

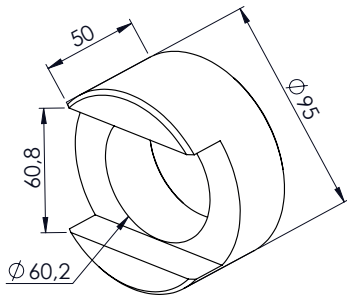
**KR 0715** MANCAL EXTERNO PINO BALANÇA TRUCK



0,61Kg

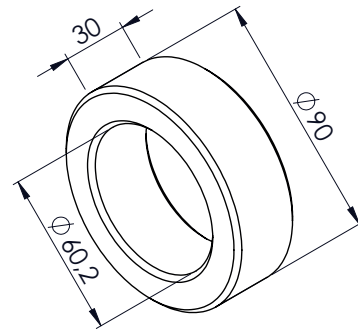
**KR 0716** MANCAL INTERNO PINO BALANÇA TRUCK

“AS MARCAS E CÓDIGOS CITADOS SÃO UTILIZADOS MERAMENTE COMO REFERÊNCIAS.” OS VALORES DOS PESOS SÃO APROXIMADOS.



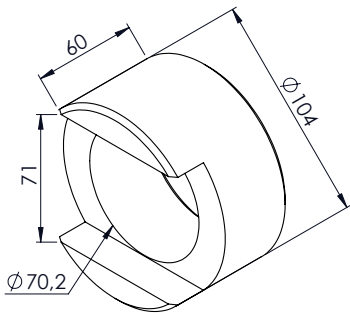
1,24Kg

**KR 0717** MANCAL EXTERNO PINO BALANÇA CARRETA



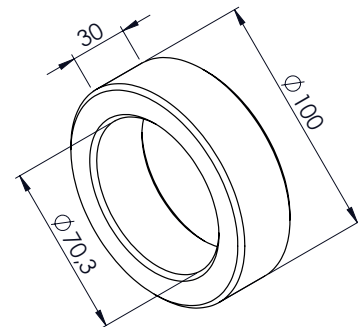
0,74Kg

**KR 0735** MANCAL INTERNO PINO BALANÇA



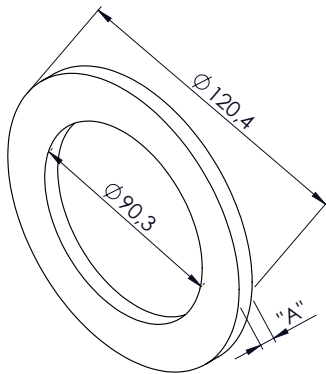
1,47Kg

**KR 0736** MANCAL EXTERNO PINO BALANÇA



0,91Kg

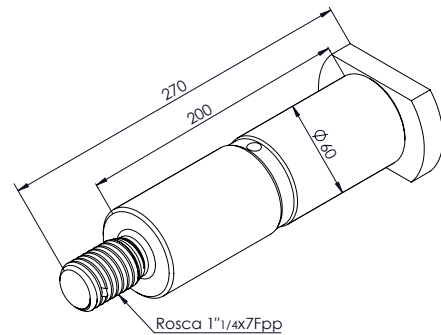
**KR 0737** MANCAL INTERNO PINO BALANÇA



0,18Kg  
0,11Kg

**KR 0729** ARRUELA "A" 4,75mm

**KR 0730** ARRUELA "A" 3,18mm

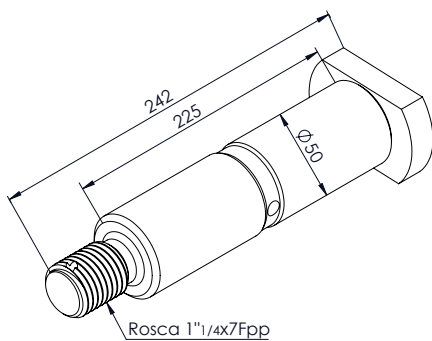


5,28Kg  
5,28Kg  
0,20Kg

**KR 0702** PINO BALANÇA CARRETA Ø 60mm

**KR 0702C** PINO BALANÇA CARRETA (TEMPERADO) Ø 60mm

**KR 0702P** PORCA DO PINO BALANÇA

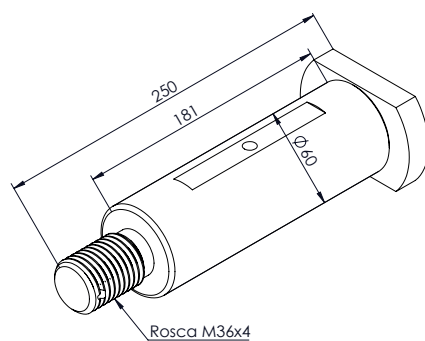


3,35Kg  
3,35Kg  
0,20Kg

**KR 0726** PINO BALANÇA TRUCK Ø 50mm

**KR 0726C** PINO BALANÇA TRUCK (TEMPERADO) Ø 50mm

**KR 0726P** PORCA DO PINO BALANÇA



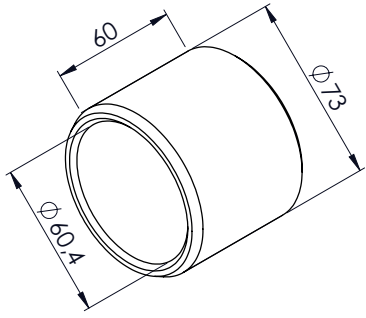
4,96Kg  
4,96Kg  
0,34Kg

**KR 0739** PINO BALANÇA SR Ø 60mm

**KR 0739C** PINO BALANÇA SR (TEMPERADO) Ø 60mm

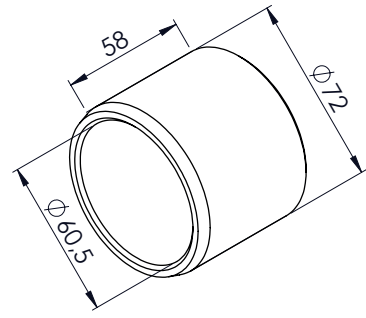
**KR 0739P** PORCA DO PINO BALANÇA

"AS MARCAS E CÓDIGOS CITADOS SÃO UTILIZADOS MERAMENTE COMO REFERÊNCIAS." OS VALORES DOS PESOS SÃO APROXIMADOS.



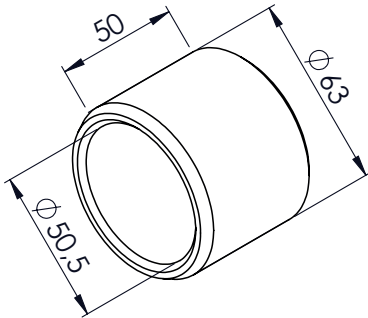
0,71Kg

**KR 0703** BUCHA INTERNA BALANÇA CARRETA (CEMENTADA)



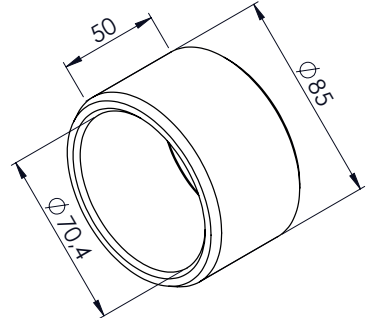
0,54Kg

**KR 0704** BUCHA INTERNA BALANÇA CARRETA (CEMENTADA)



0,42Kg

**KR 0727** BUCHA INTERNA BALANÇA CARRETA (CEMENTADA)



0,68Kg

**KR 0740** BUCHA INTERNA BALANÇA CARRETA (CEMENTADA)

ANOTAÇÕES:

---

---

---

---

---

---

---

---

---

---

---

---

---

---

---

---

---

---

---

---

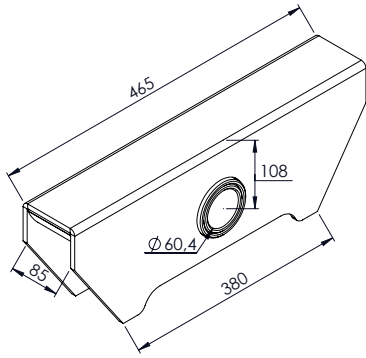
---

---

---

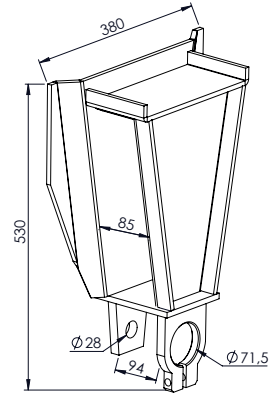
---

---



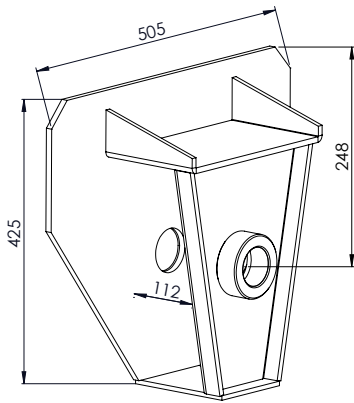
20,02Kg

**MR 1500** BALANÇA TE PINO Ø 60mm



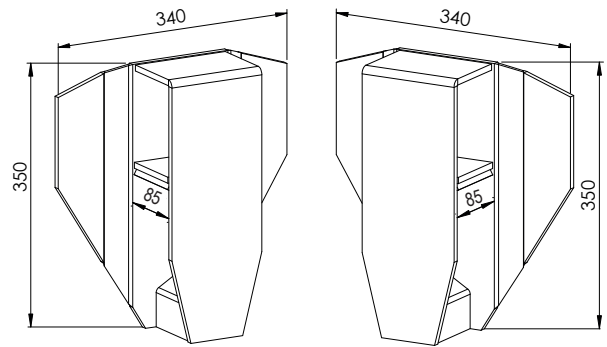
20,43Kg

**MR 1501** SUPORTE DIANTEIRO TE



23,69Kg

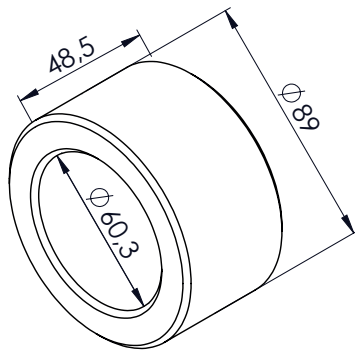
**MR 1502** SUPORTE CENTRAL TE PINO Ø 60mm



11,60Kg

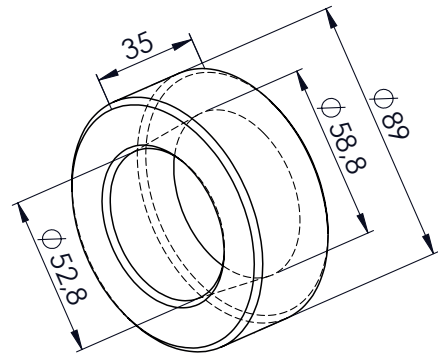
**MR 1503LE** SUPORTE TRASEIRO LE TE

**MR 1503LD** SUPORTE TRASEIRO LD TE



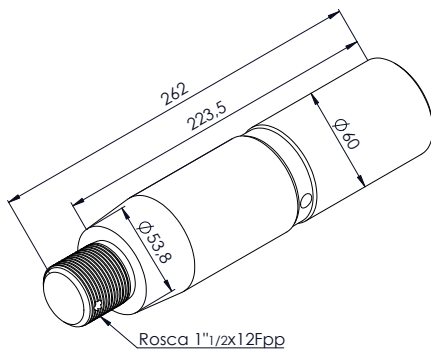
1,21Kg

**MR 1530** MANCAL EXTERNO PINO BALANÇA



0,98Kg

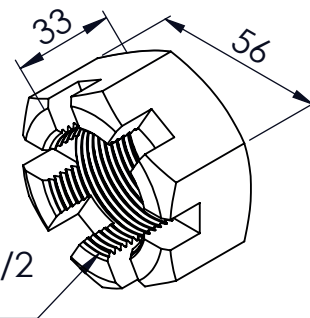
**MR 1531** MANCAL CÔNICO PINO BALANÇA



5,06Kg

**MR 1527** PINO BALANÇA TE Ø 60mm

**MR 1527C** PINO BALANÇA TE (TEMPERADORA) Ø 60mm

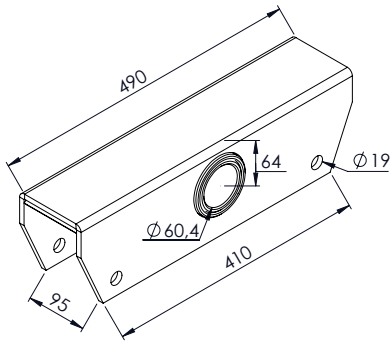


Rosca 1 1/2  
12fpp

0,34Kg

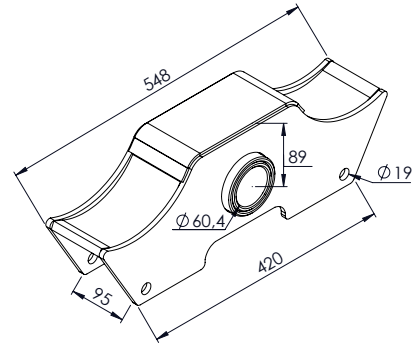
**MR 1528** PORCA CASTELO PINO TE

"AS MARCAS E CÓDIGOS CITADOS SÃO UTILIZADOS MERAMENTE COMO REFERÊNCIAS." OS VALORES DOS PESOS SÃO APROXIMADOS.



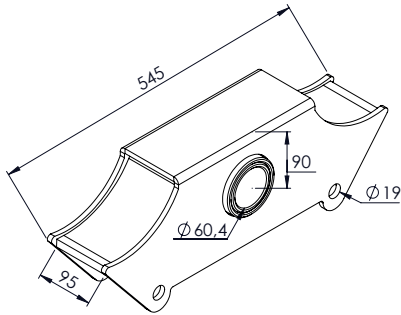
16,13Kg

**RE 0800** BALANÇA CARRETA PINO  $\Phi$  60mm



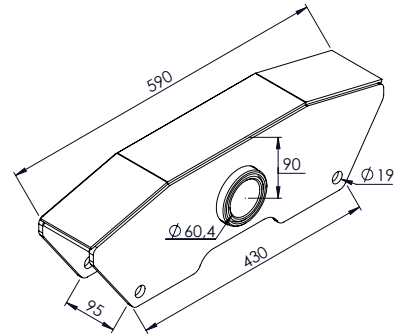
16,15Kg

**(BUCHA BAIXA)**  
**RE 0801** BALANÇA CARRETA PINO  $\Phi$  60mm



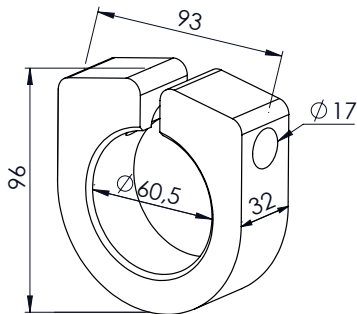
14,95Kg

**(BUCHA ALTA)**  
**RE 0802** BALANÇA CARRETA PINO  $\Phi$  60mm



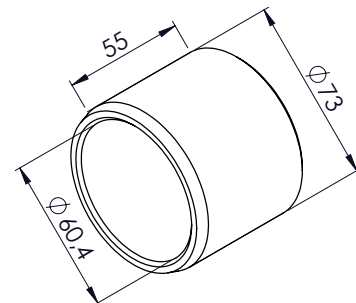
18,67Kg

**RE 0803** BALANÇA CARRETA PINO  $\Phi$  60mm



1,14Kg

**RE 0809** MANCAL EXTERNO SR  $\Phi$  60mm



0,54Kg

**RE 0811** BUCHA INTERNA BALANÇA SR (CEMENTADA)

ANOTAÇÕES:

---

---

---

---

---

---

---

---

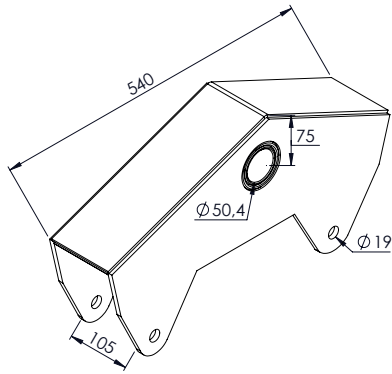
---

---

---

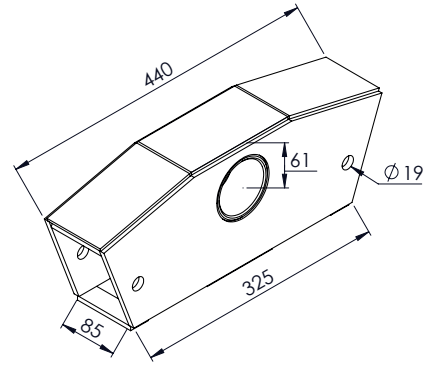
---

---



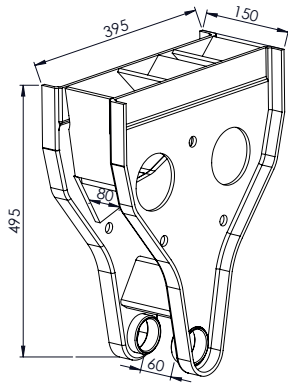
18,75Kg

**FN 0750** BALANÇA TRUCK PINO Ø 50mm



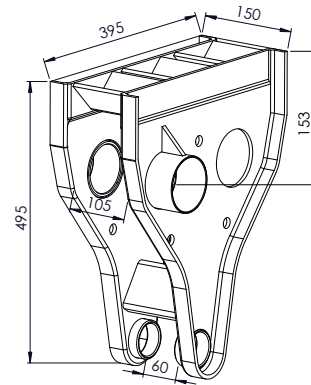
14,40Kg

**FV 0900** BALANÇA CARRETA PINO Ø 50,5mm



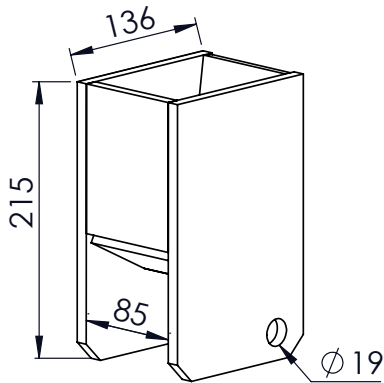
17,84Kg

**FV 0904** SUPORTE DIANTEIRO SR



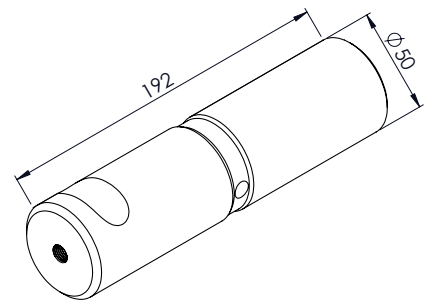
17,31Kg

**FV 0905** SUPORTE CENTRAL SR PINO Ø 50,50mm



6,98Kg

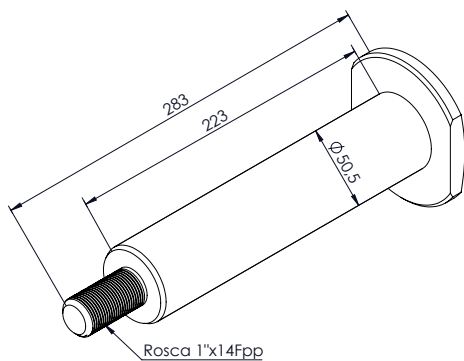
**FV 0906** SUPORTE TRASEIRO SR



2,84Kg

**FN 0751** PINO BALANÇA TRUCK Ø 50mm

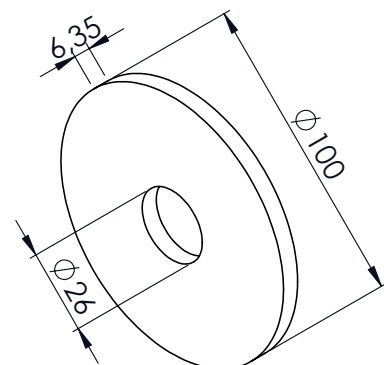
**FN 0751C** PINO BALANÇA TRUCK (TEMPERADO) Ø 50mm



4,12Kg

**FV 0901** PINO BALANÇA CARRETA Ø 50,50mm

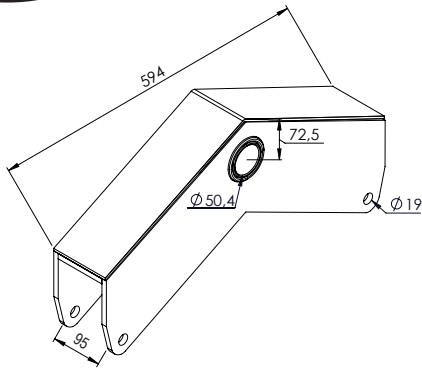
**FV 0901C** PINO BALANÇA CARRETA (TEMPERADO) Ø 50,50mm



0,34Kg

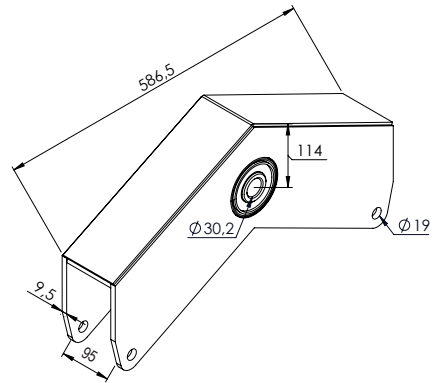
**FV 0902** ARRUELA DO PINO BALANÇA

"AS MARCAS E CÓDIGOS CITADOS SÃO UTILIZADOS MERAMENTE COMO REFERÊNCIAS." OS VALORES DOS PESOS SÃO APROXIMADOS.



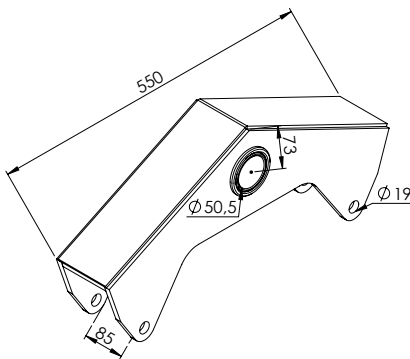
21,67Kg

**DV 1853** BALANÇA ELEVAÇÃO CARRETA PINO Ø 50mm



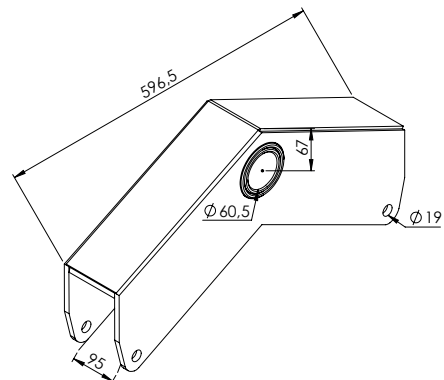
24,39Kg

**DV 1884** BALANÇA ELEVAÇÃO CARRETA LUBFREE



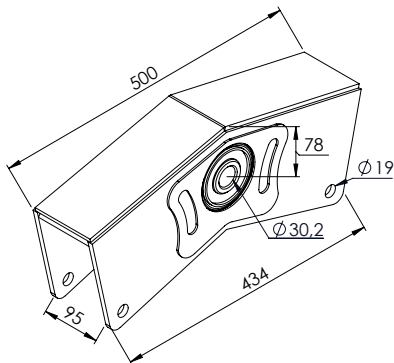
15,45Kg

**DV 1894** BALANÇA ELEVAÇÃO TRUCK PINO Ø 50mm



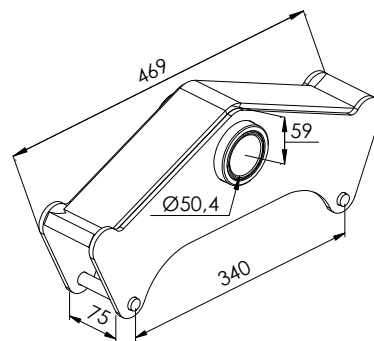
20,44Kg

**DV 1895** BALANÇA ELEVAÇÃO CARRETA PINO Ø 60mm

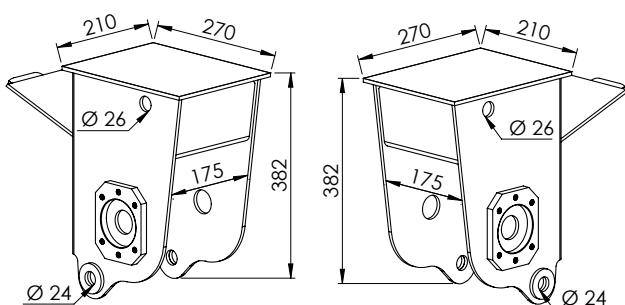


18,52Kg

**DV 1960** BALANÇA MODELO SERGOMEL LUBFREE

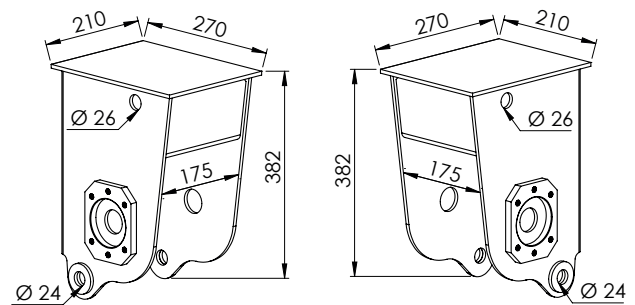


**DV 1872** BALANÇA TRUCK 3/4" MB E VW Ø 50mm



20,30Kg

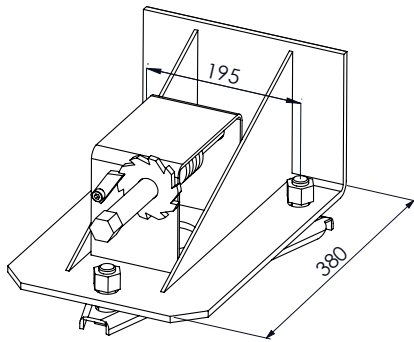
**SG 0702** SUPORTE DIANTEIRO LE SERGOMEL  
**SG 0701** SUPORTE DIANTEIRO LD SERGOMEL



17,94Kg

**SG 0704** SUPORTE TRASEIRO LE SERGOMEL  
**SG 0703** SUPORTE TRASEIRO LD SERGOMEL

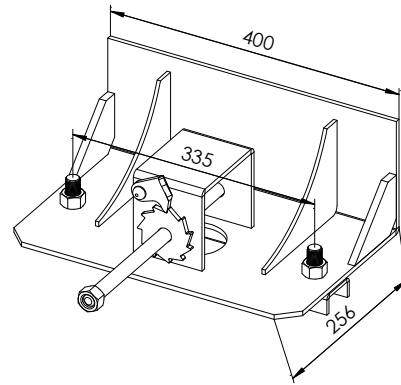
"AS MARCAS E CÓDIGOS CITADOS SÃO UTILIZADOS MERAMENTE COMO REFERÊNCIAS." OS VALORES DOS PESOS SÃO APROXIMADOS.



(10 FUROS)

16,73Kg

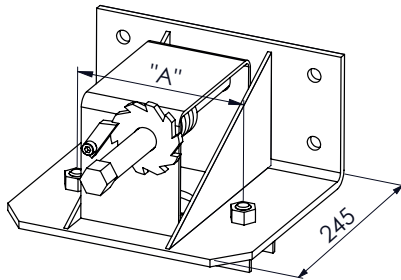
**DV 1416** SUPORTE ESTEPE RODA 7,5" X 20" / 7,5" X 22,5"



(10 FUROS)

14,25Kg

**ST 9000** SUPORTE ESTEPE RODA 7,5" X 20" / 7,5" X 22,5"

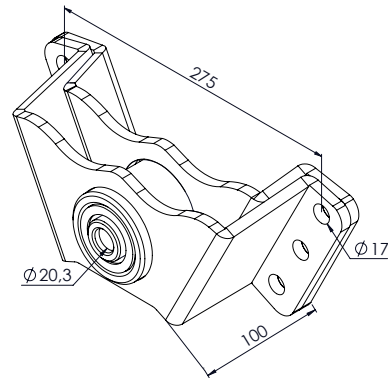


11,25Kg  
11,40Kg  
13,08Kg

**DV 1413** SUPORTE ESTEPE 3/4" ("A" 187mm - RODA 5,5" X 16)

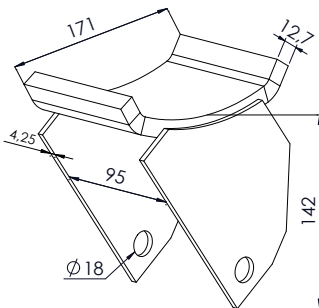
**DV 1414** SUPORTE ESTEPE 3/4" ("A" 205mm - RODA 6" X 17,5)

**DV 1415** SUPORTE ESTEPE 3/4" ("A" 245mm - RODA 6,75" X 17,5)



7,06Kg

**DV 1772** SUPORTE TRASEIRO IVECO COM BUCHA

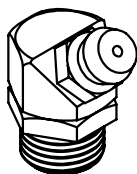


**RT 2020** DESLIZANTE MODELO RODOFORT



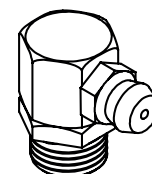
0,09Kg

**DV 1462** GRAXEIRA RETA ROSCA 1/8" BSP 3/8"



0,01Kg

**DV 1463** GRAXEIRA 45° ROSCA 1/8" BSP 3/8"

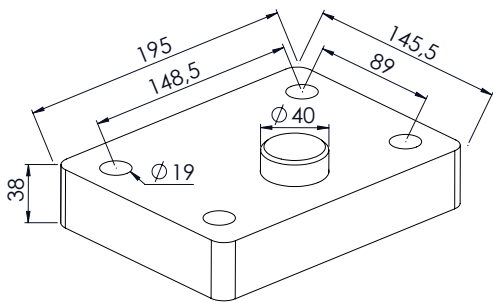


0,01Kg

**DV 1464** GRAXEIRA 90° ROSCA 1/8" BSP 3/8"

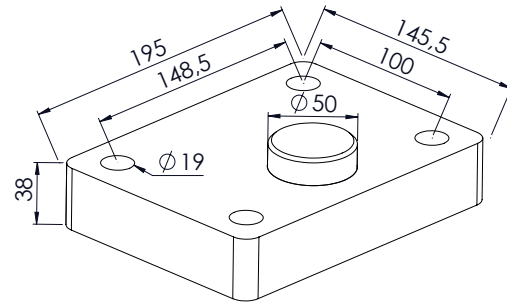
"AS MARCAS E CÓDIGOS CITADOS SÃO UTILIZADOS MERAMENTE COMO REFERÊNCIAS." OS VALORES DOS PESOS SÃO APROXIMADOS.





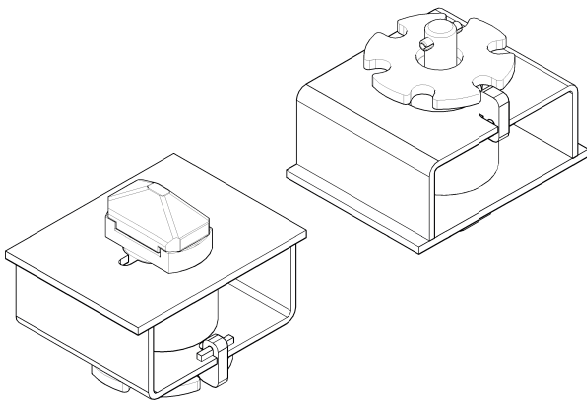
7,98Kg

**DV 1773** CALÇO PARA LEVANTAR "V" TRAÇADO VW E FORD Ø 40mm



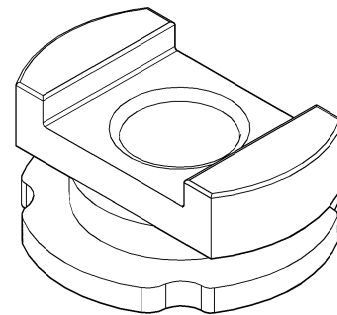
7,75Kg

**DV 1774** CALÇO PARA LEVANTAR "V" TRAÇADO VW E FORD Ø 50mm



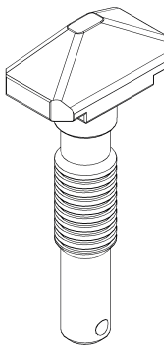
9,70Kg

**TC 7001** DISPOSITIVO (CONJUNTO ENGATE DO CONTÊINER)



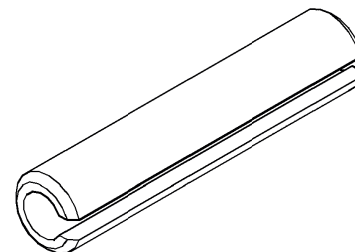
1,09Kg

**TC 7002** GUIA DO PINO ENGATE DO CONTÊINER



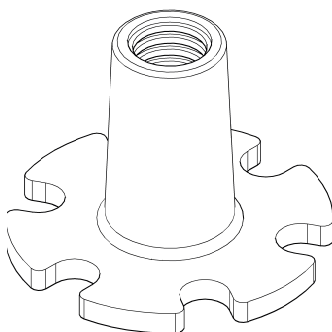
1,97Kg

**TC 7003** PINO ENGATE DO CONTÊINER



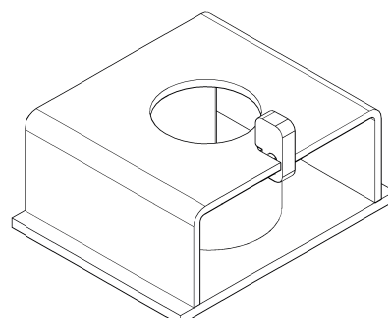
0,02Kg

**TC 7004** PINO ELÁSTICO DO ENGATE DO CONTÊINER



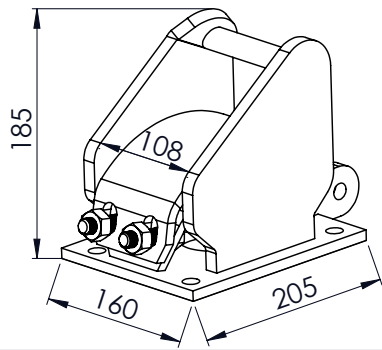
1,25Kg

**TC 7005** PORCA DO ENGATE DO CONTÊINER



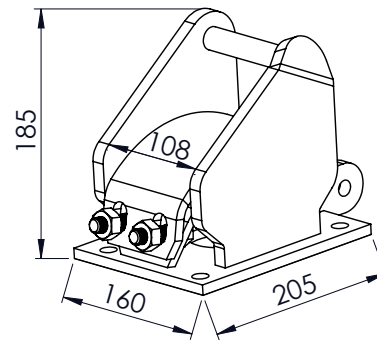
5,34Kg

**TC 7006** CORPO DO ENGATE DO CONTÊINER



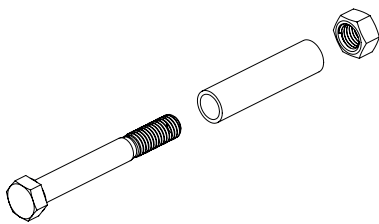
**DV 1475** MANCAL DESLIZANTE FORD E VW 6X4 LE

11,37Kg



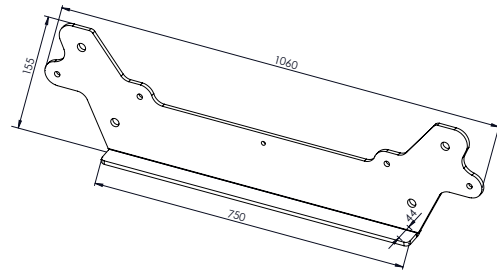
**DV 1476** MANCAL DESLIZANTE FORD E VW 6X4 LD

11,37Kg



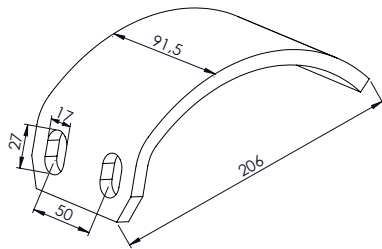
0,35Kg

**DV 1961** PARAFUSO P/ BALANÇA 5/8" X 5" C/ PORCA E ESPAÇADOR



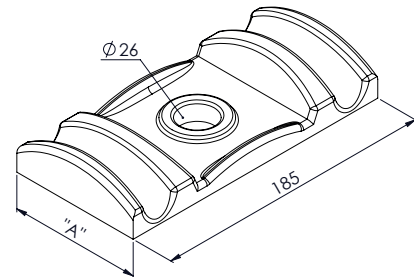
14,77Kg

**DV 1775** TRAVESSA TRASEIRA SUSPENSÃO A AR TITAN



1,60Kg

**DV 1477** CHAPA DESLIZANTE FORD VW 6X4



1,32Kg  
1,40Kg

**DV 1492** GUIA DE GRAMPO "A" 90mm

**DV 1492A** GUIA DE GRAMPO "A" 80mm

**ANOTAÇÕES:**

---

---

---

---

---

---

---

---

---

---

---

---

---

---

---

---

---

---

---

---

---

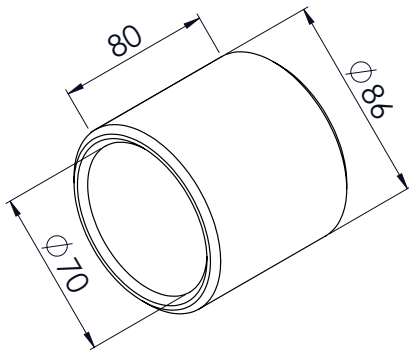
---

---

---

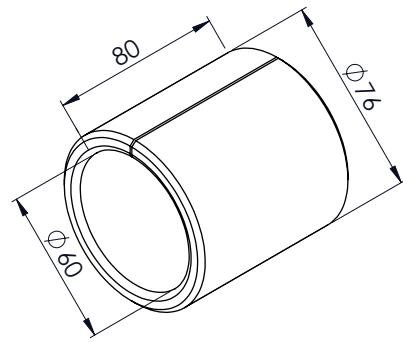
---

---



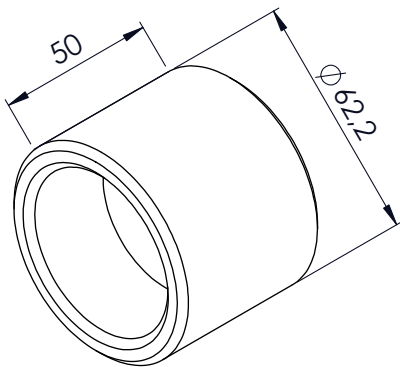
1,19Kg

**TE 1301** OLHAL TENSOR RANDON



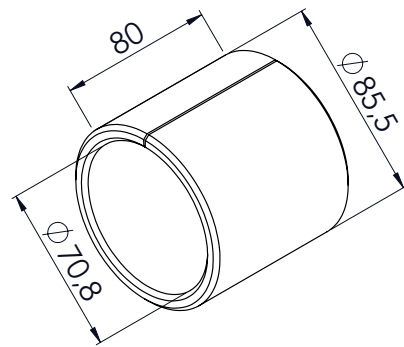
1,03Kg

**TE 1302** OLHAL TENSOR RODOVIÁRIA



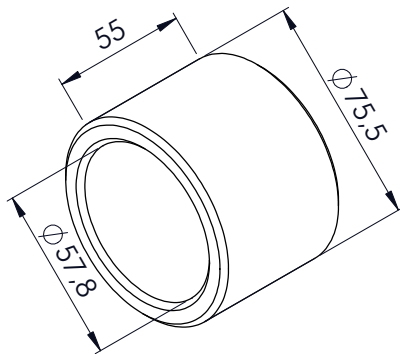
0,62Kg

**TE 1303** OLHAL TENSOR RANDON CÔNICO



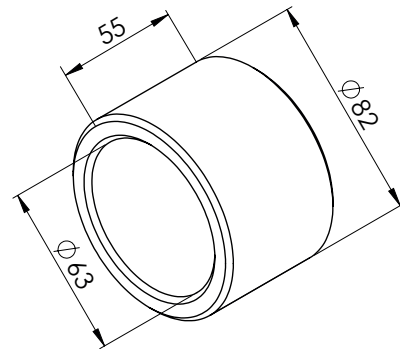
1,19Kg

**TE 1304** OLHAL TENSOR GUERRA



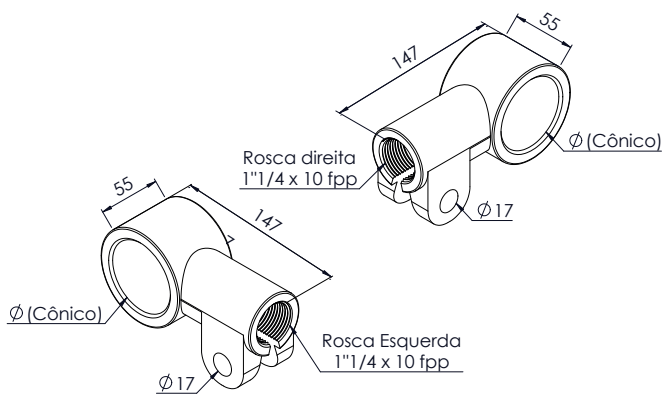
0,78Kg

**TE 1305** OLHAL TENSOR RANDON 2000



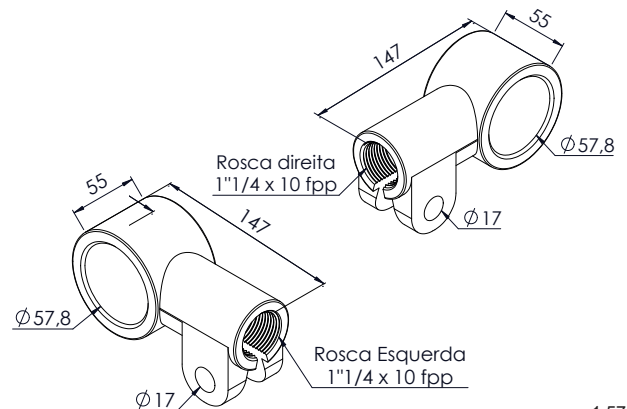
0,83Kg

**TE 1355** OLHAL TENSOR SUSPENSYS



1,29Kg

**TE 1309LE** PONTEIRA FUNDIDA SUPER LEVE  
**TE 1310LD** PONTEIRA FUNDIDA SUPER LEVE

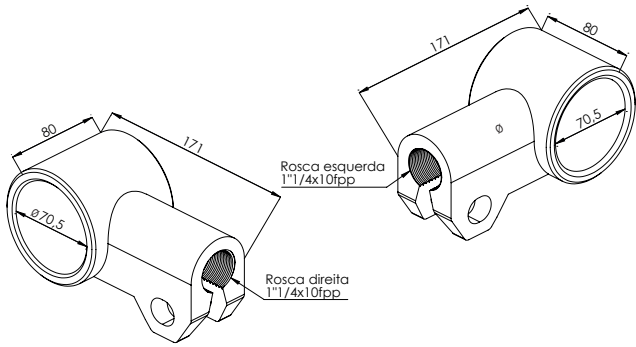


1,57Kg

**TE 1309-SLE** PONTEIRA FUNDIDA RANDON 2000  
**TE 1310-SLD** PONTEIRA FUNDIDA RANDON 2000

"AS MARCAS E CÓDIGOS CITADOS SÃO UTILIZADOS MERAMENTE COMO REFERÊNCIAS." OS VALORES DOS PESOS SÃO APROXIMADOS.

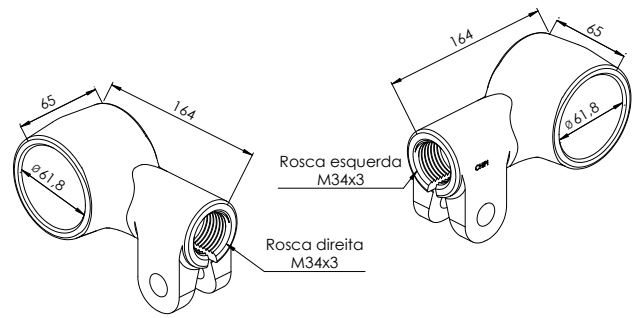
# PEÇAS P/ TENSORES



2,40Kg

**GR 0473LE** PONTEIRA FUNDIDA GUERRA Ø 70,5mm

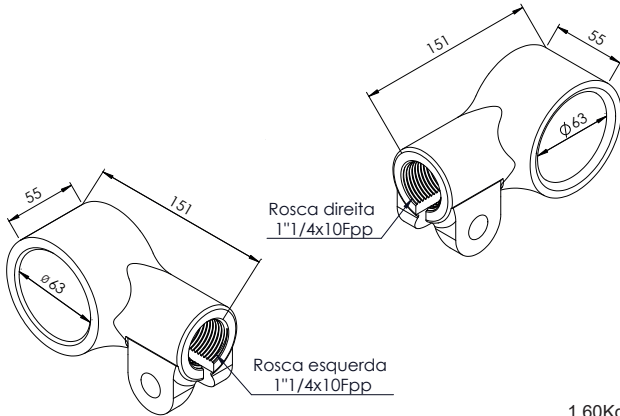
**GR 0473LD** PONTEIRA FUNDIDA GUERRA Ø 70,5mm



2,03Kg

**NO 0376LE** PONTEIRA FUNDIDA NOMA 2012 Ø 61,8mm

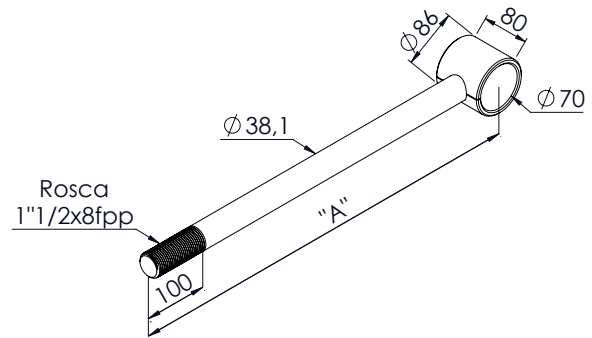
**NO 0376LD** PONTEIRA FUNDIDA NOMA 2012 Ø 61,8mm



1,60Kg

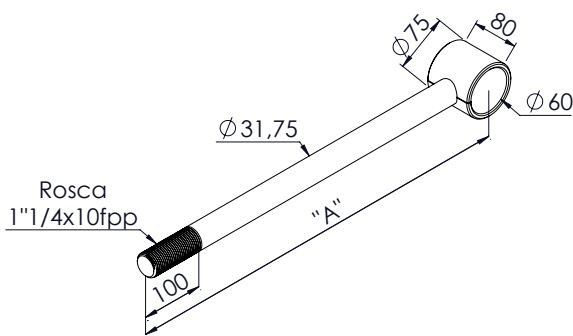
**TE 1374** PONTEIRA FUNDIDA SUSPENSYS Ø 63mm

**TE 1375** PONTEIRA FUNDIDA SUSPENSYS Ø 63mm



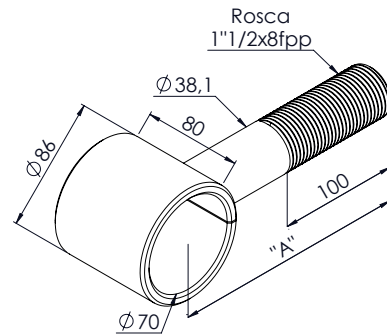
6,62Kg

**TE 1347** PONTEIRA LONGA DO TENSOR DIRETO ("A" SOB MEDIDA)



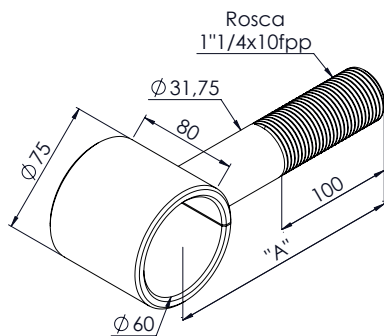
4,80Kg

**TE 1349** PONTEIRA LONGA DO TENSOR ESQ.. ("A" SOB MEDIDA)



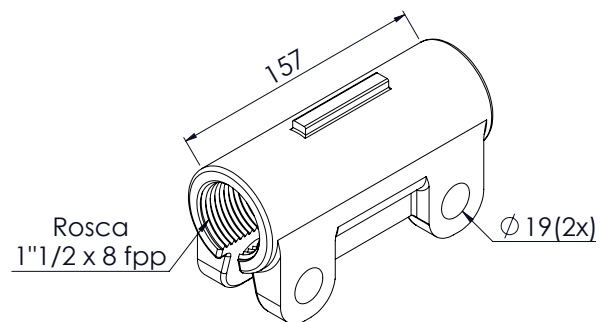
2,67Kg

**TE 1346** PONTEIRA CURTA DO TENSOR ESQ.. ("A" SOB MEDIDA)



2,13Kg

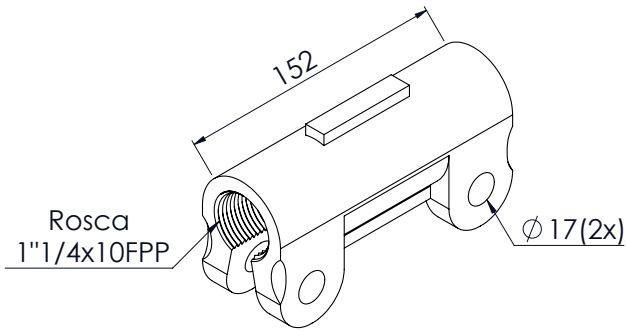
**TE 1348** PONTEIRA CURTA DO TENSOR DIREITO ("A" SOB MEDIDA)



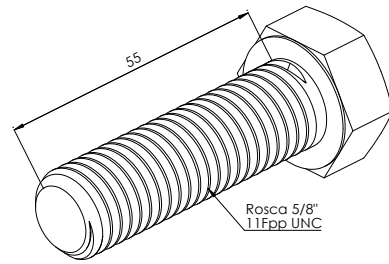
1,84Kg

**TE 1311** LUVA FUNDIDA 1.1/2" 8 FPP RANDOM

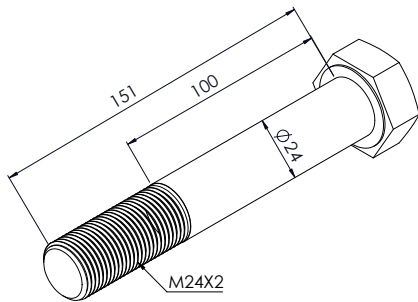
"AS MARCAS E CÓDIGOS CITADOS SÃO UTILIZADOS MERAMENTE COMO REFERÊNCIAS." OS VALORES DOS PESOS SÃO APROXIMADOS.



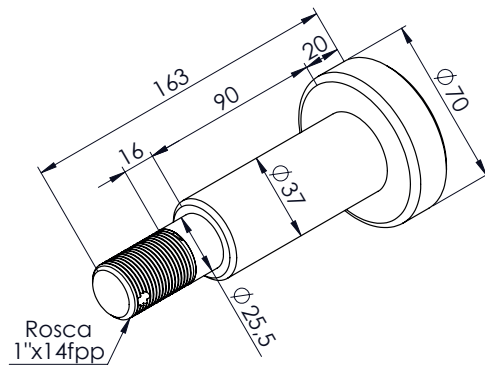
**TE 1306** LUVA FUNDIDA 1.1/4" 10 FPP RODOVIÁRIA 1,44Kg



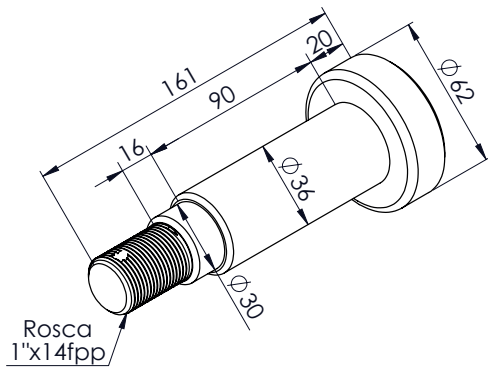
**PF 1004** PARAFUSO SX. UNC RI 5/8" 0,10Kg



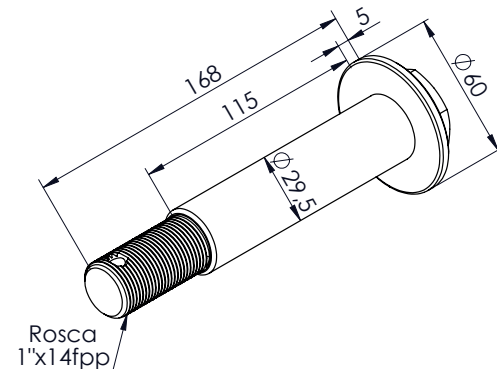
**PF 1048** PARAFUSO TIRANTE SUSPENSÃO FACCHINI 151mm 0,64Kg



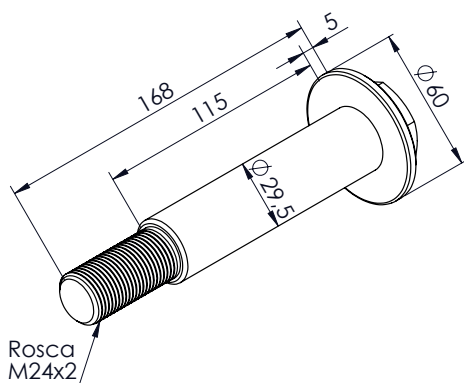
**TE 1312** PINO TENSOR TRUCK/CARRETA RANDON 1,35Kg



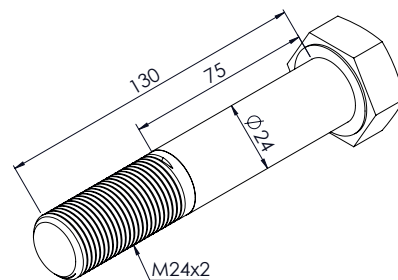
**TE 1316** PINO TENSOR TRUCK/CARRETA RODOVIÁRIA 1,27Kg



**TE 1313** PINO TENSOR TRUCK/CARRETA SUPER LEVE RANDON 0,98Kg



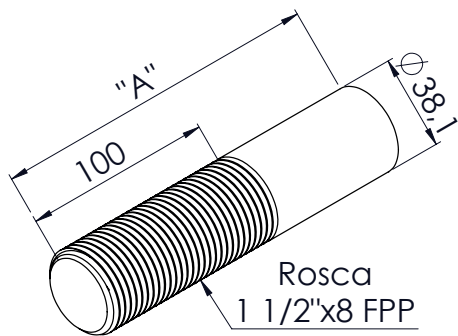
**TE 1314** PINO TENSOR TRUCK/CARRETA SUPER LEVE RANDON 0,98Kg



**TE 1315** PINO TENSOR SR 2000 (SEM PORCA) 0,57Kg  
**TE 1315A** PINO TENSOR SR 2000 (COM PORCA) 0,67Kg

"AS MARCAS E CÓDIGOS CITADOS SÃO UTILIZADOS MERAMENTE COMO REFERÊNCIAS." OS VALORES DOS PESOS SÃO APROXIMADOS.

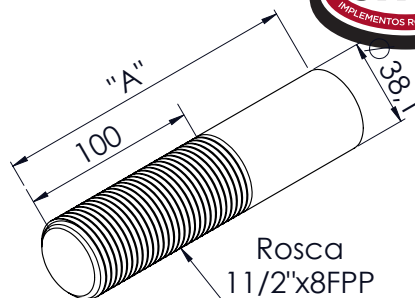
# PEÇAS P/ TENSORES



1,19Kg  
1,42Kg

**TE 1329** VARÃO ROSCA ESQUERDO 1.1/2" "A" 134mm

**TE 1330** VARÃO ROSCA ESQUERDO 1.1/2" "A" 160mm



2,18Kg  
3,13Kg  
3,66Kg  
5,37Kg  
6,25Kg

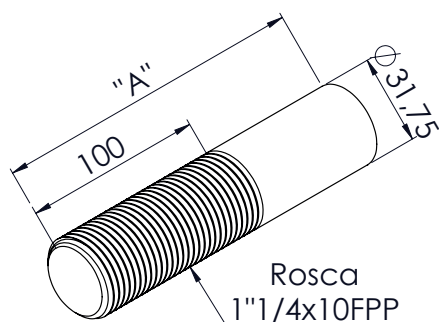
**TE 1331** VARÃO ROSCA DIREITO 1.1/2" "A" 245mm

**TE 1333** VARÃO ROSCA DIREITO 1.1/2" "A" 350mm

**TE 1334** VARÃO ROSCA DIREITO 1.1/2" "A" 410mm

**TE 1335** VARÃO ROSCA DIREITO 1.1/2" "A" 600mm

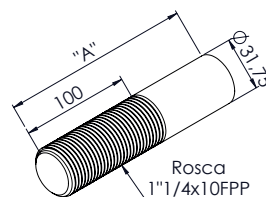
**TE 1336** VARÃO ROSCA DIREITO 1.1/2" "A" 700mm



0,84Kg  
1,01Kg

**TE 1337** VARÃO ROSCA DIREITO 1.1/4" "A" 134mm

**TE 1338** VARÃO ROSCA DIREITO 1.1/4" "A" 160mm



2,46Kg  
2,58Kg  
2,75Kg  
3,08Kg  
3,17Kg  
3,78Kg  
4,41Kg

**TE 1339** VARÃO ROSCA ESQUERDO 1.1/4" "A" 390mm

**TE 1340** VARÃO ROSCA ESQUERDO 1.1/4" "A" 410mm

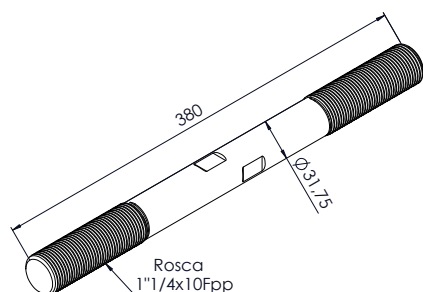
**TE 1341** VARÃO ROSCA ESQUERDO 1.1/4" "A" 440mm

**TE 1342** VARÃO ROSCA ESQUERDO 1.1/4" "A" 490mm

**TE 1343** VARÃO ROSCA ESQUERDO 1.1/4" "A" 550mm

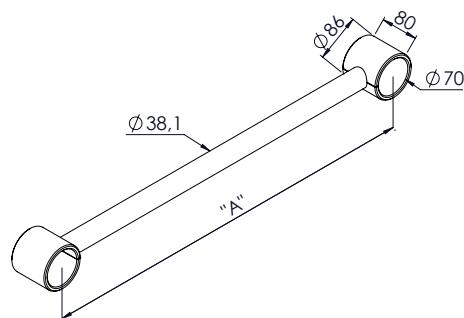
**TE 1344** VARÃO ROSCA ESQUERDO 1.1/4" "A" 600mm

**TE 1345** VARÃO ROSCA ESQUERDO 1.1/4" "A" 700mm

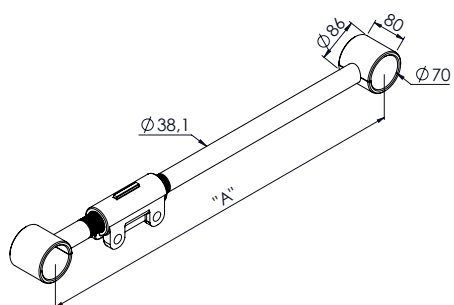


2,46Kg

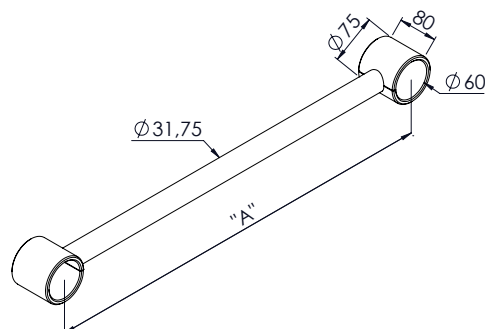
**TE 1356** FUSO TENSOR RANDON 2000 1.1/4" COM 380mm



**TE 1350** TENSOR FIXO 1.1/2" "A" SOB MEDIDA



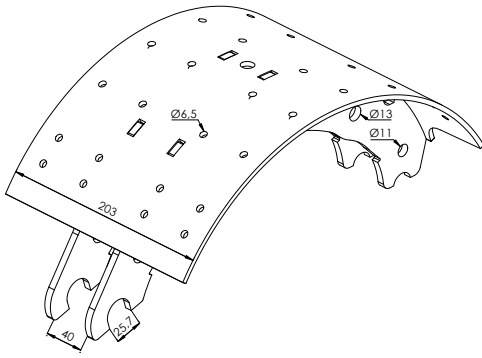
**TE 1352** TENSOR REGULÁVEL 1.1/2" "A" SOB MEDIDA



**TE 1351** TENSOR FIXO 1.1/4" "A" SOB MEDIDA

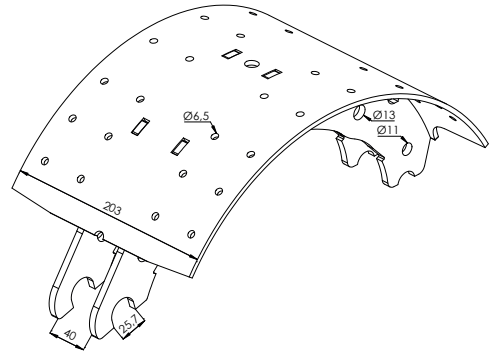
"AS MARCAS E CÓDIGOS CITADOS SÃO UTILIZADOS MERAMENTE COMO REFERÊNCIAS." OS VALORES DOS PESOS SÃO APROXIMADOS.





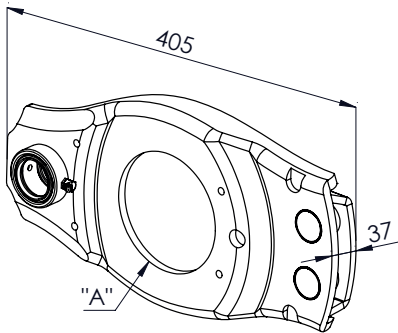
5,03Kg

**FR 2021** SAPATA DE FREIO CA32



5,08Kg

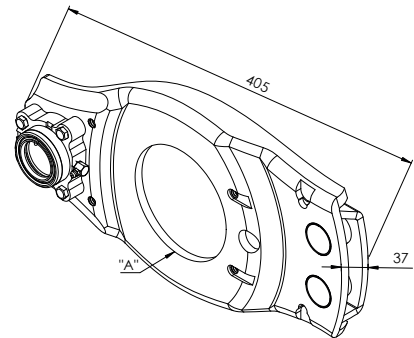
**FR 2022** SAPATA DE FREIO CA33



5,41Kg  
5,08Kg

**EX 5031** SPIDER (130mm - EIXO REDONDO)

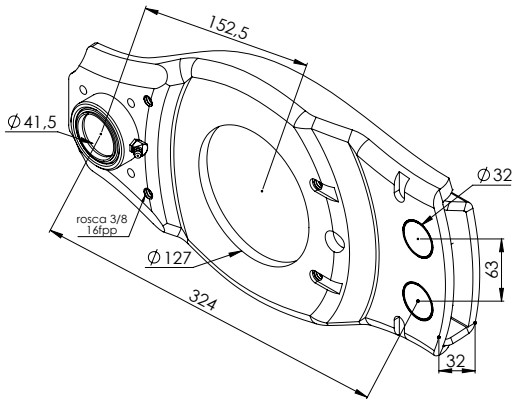
**EX 5032** SPIDER (148mm - EIXO QUADRADO)



5,83Kg  
5,50Kg

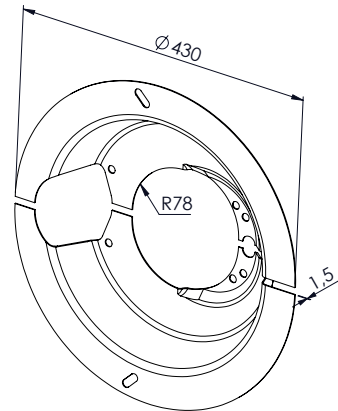
**EX 5031F** SPIDER MANCAL FUNDIDO (130mm - EIXO REDONDO)

**EX 5032F** SPIDER MANCAL FUNDIDO (148mm - EIXO QUADRADO)



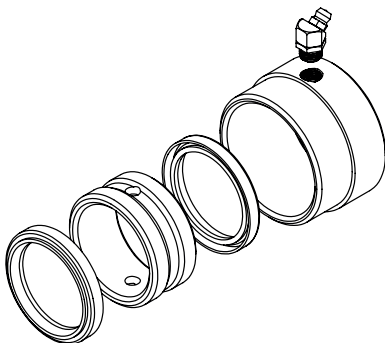
5,20Kg

**EX 5031G** SPIDER (127mm - EIXO REDONDO) LIBRELATO



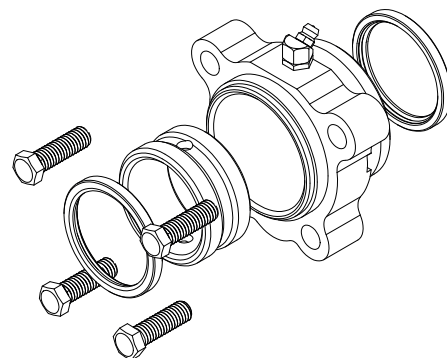
1,76Kg

**EX 5033** TAPA PÓ BI-PARTIDO



0,38Kg

**DV 1811** KIT SPIDER

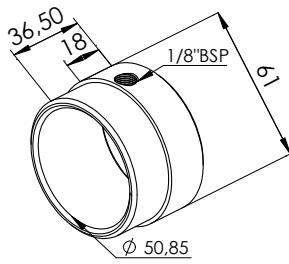


0,78Kg

**DV 1811A** KIT SPIDER FUNDIDO

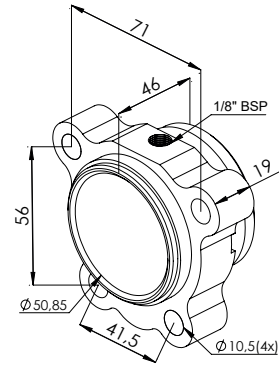
"AS MARCAS E CÓDIGOS CITADOS SÃO UTILIZADOS MERAMENTE COMO REFERÊNCIAS." OS VALORES DOS PESOS SÃO APROXIMADOS.





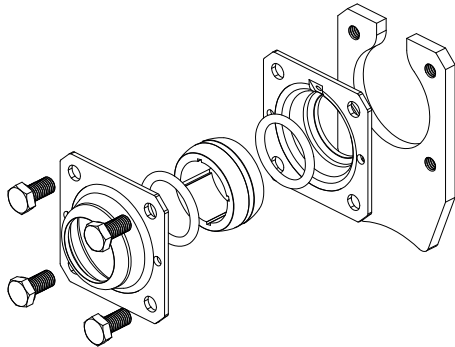
0,9Kg

**EX 5108** BUCHA SPIDER 63 X 50,85 X 36,50mm



0,55Kg

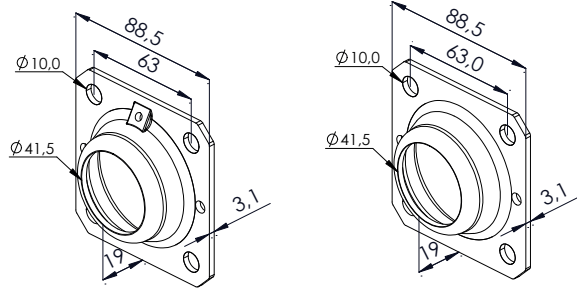
**EX 5109** MANCAL DO FUNDIDO DA FLANGE



0,97Kg  
0,40Kg

**EX 5005** MANCAL DO EIXO "S" COMPLETO C/ SUPORTE

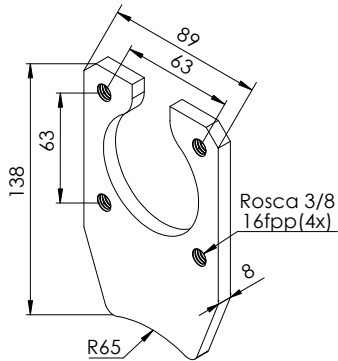
**EX 5006** MANCAL DO EIXO "S" COMPLETO S/ SUPORTE



0,20Kg  
0,20Kg

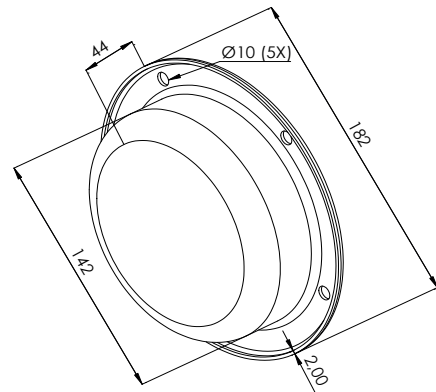
**EX 5002** TAMPA DO MANCAL C/ FURO DA GRAXEIRA

**EX 5003** TAMPA DO MANCAL S/ FURO DA GRAXEIRA



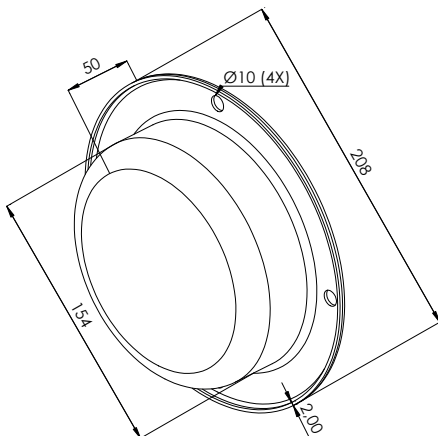
0,45Kg

**EX 5008** CHAPA DO MANCAL "S" P/ EIXO REDONDO DA CARRETA



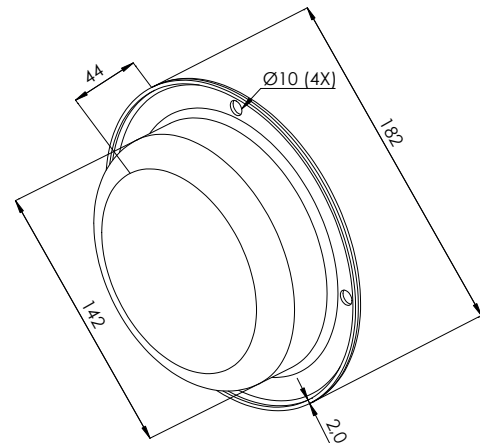
0,69Kg

**EX 5107** TAMPA CUBO EIXO 80/90 5 FUROS



1,1Kg

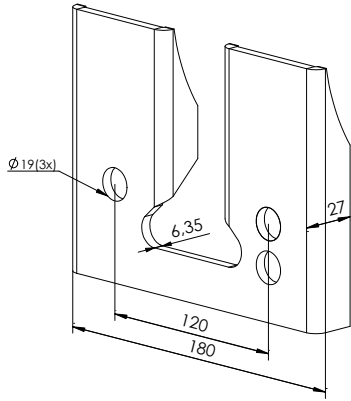
**EX 5048** TAMPA CUBO EIXO 90/90 4 FUROS



0,69Kg

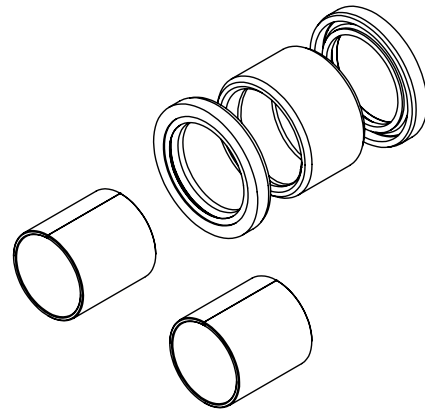
**EX 5049** TAMPA CUBO EIXO 80/90 4 FUROS

# COMPONENTES P/ EIXO



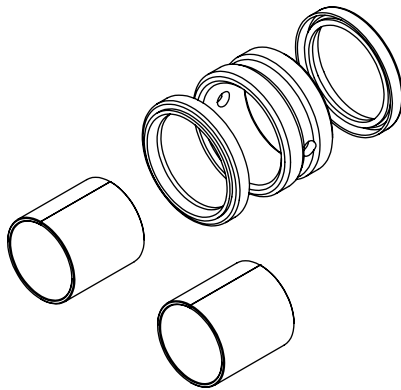
0,45Kg

**EX 5043** SUPORTE CÂMARA DE FREIO



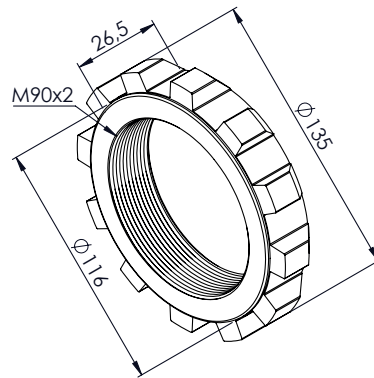
0,53Kg

**EX 5012** KIT FLANGE RANDON MASTER



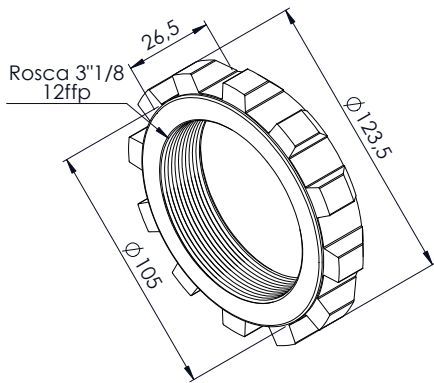
0,22Kg

**EX 5013** KIT FLANGE RANDON TUBLESS



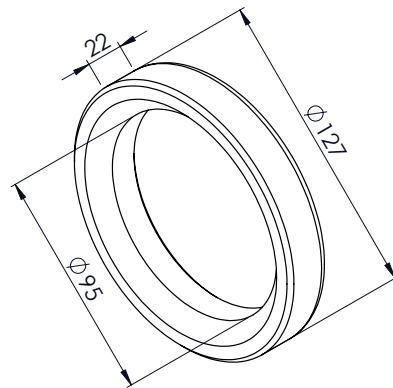
1,02Kg

**DV 1402** PORCA EIXO RANDON 90/90



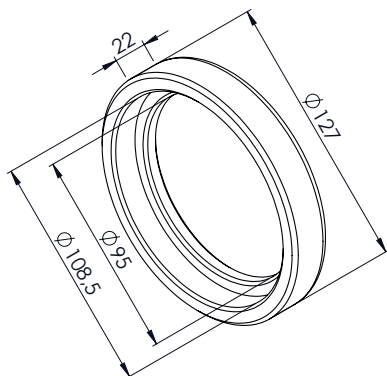
0,79Kg

**DV 1405** PORCA EIXO RANDON 80/90



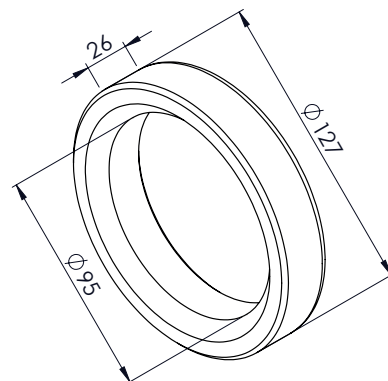
0,81Kg

**DV 1401** ANEL PISTA NOMA



0,65Kg

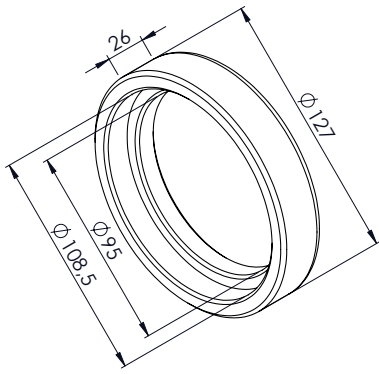
**DV 1404** ANEL PISTA RANDON MASTER



0,96Kg

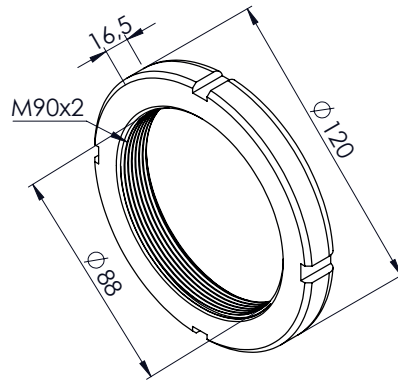
**DV 1406** ANEL PISTA KRONE/IDEROL

"AS MARCAS E CÓDIGOS CITADOS SÃO UTILIZADOS MERAMENTE COMO REFERÊNCIAS." OS VALORES DOS PESOS SÃO APROXIMADOS.



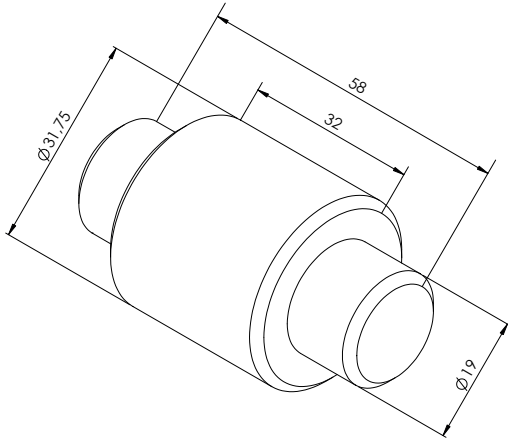
0,80Kg

**DV 1407** ANEL PISTA NOMA/GUERRA



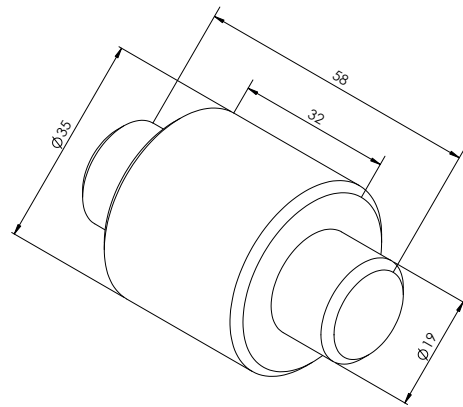
0,54Kg

**DV 1403** PORCA EIXO KRONE M90X2



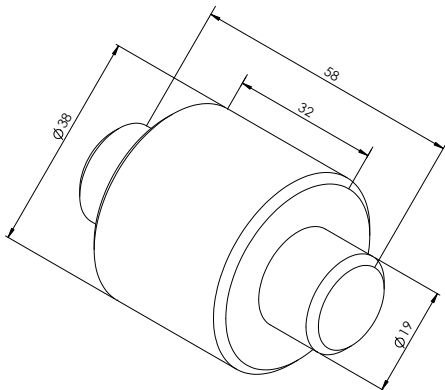
0,29Kg

**RL 2500** ROLETE DO PATIM



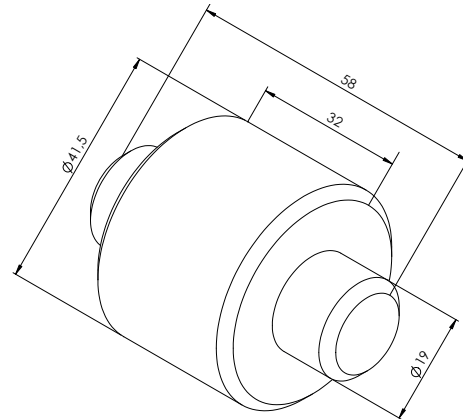
0,29Kg

**RL 2501** ROLETE DO PATIM



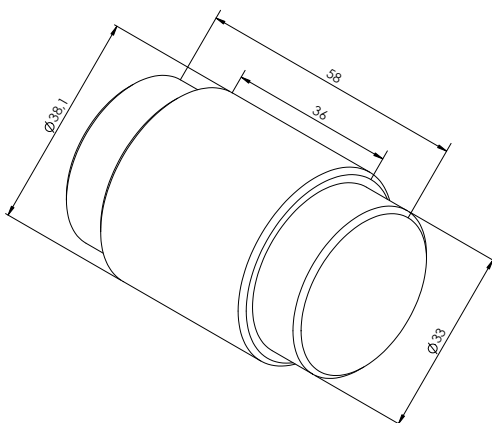
0,33Kg

**RL 2502** ROLETE DO PATIM



0,39Kg

**RL 2503** ROLETE DO PATIM



0,51Kg

**RL 2504** ROLETE DO PATIM

ANOTAÇÕES:

---

---

---

---

---

---

---

---

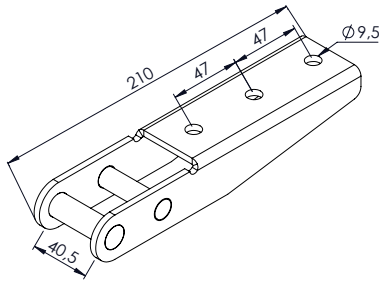
---

---

---

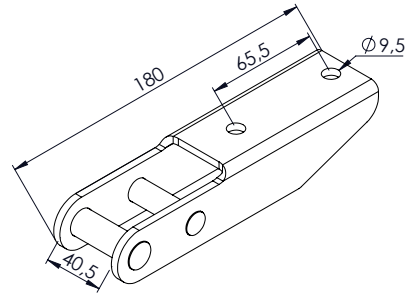
---

“AS MARCAS E CÓDIGOS CITADOS SÃO UTILIZADOS MERAMENTE COMO REFERÊNCIAS.” OS VALORES DOS PESOS SÃO APROXIMADOS.



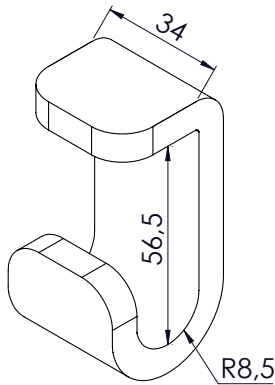
0,61Kg

**CR 2013** ENGATE TAMPA CARROCERIA SR 3 FUROS



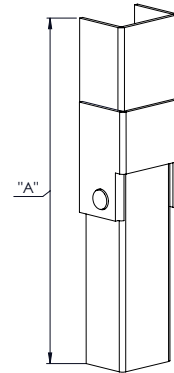
0,57Kg

**CR 2024** ENGATE TAMPA CARROCERIA SR 2 FUROS



0,26Kg

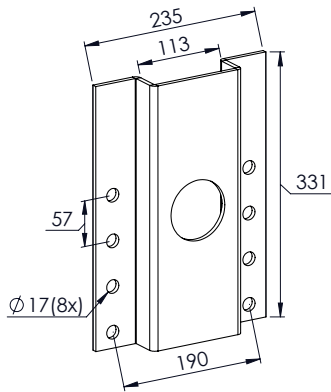
**CR 2015** SUPORTE DOBRADIÇA "G" DA TAMPA DO SR



11,81Kg  
17,63Kg

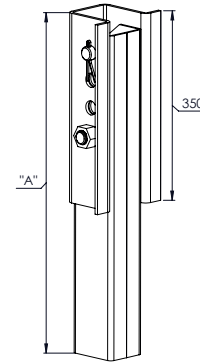
**CR 2085** SUPORTE PARA-CHOQUE SR "A" 550mm

**CR 2086** SUPORTE PARA-CHOQUE SR "A" 950mm



4,72Kg

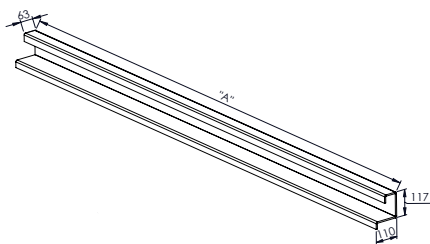
**CR 2116** SUPORTE DE FIXAÇÃO PÉ MECÂNICO



13,54Kg  
15,60Kg

**CR 2115** COLUNA MÓVEL COM REGULAGEM DE ALTURA TRUCK

**CR 2115A** COLUNA MÓVEL COM REGULAGEM DE ALTURA TRUCK



38,76Kg  
42,00Kg  
35,53Kg  
37,14Kg  
32,30Kg  
29,00Kg

**CR 2037** PARA-CHOQUE MODELO 96 SR "A" 2400mm X 1/4

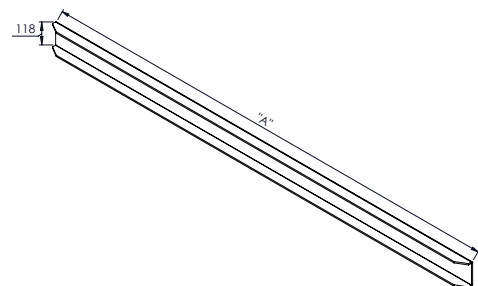
**CR 2037A** PARA-CHOQUE MODELO 96 SR "A" 2600mm X 1/4

**CR 2037B** PARA-CHOQUE MODELO 96 SR "A" 2200mm X 1/4

**CR 2037C** PARA-CHOQUE MODELO 96 SR "A" 2300mm X 1/4

**CR 2037D** PARA-CHOQUE MODELO 96 SR "A" 2000mm X 1/4

**CR 2037E** PARA-CHOQUE MODELO 96 SR "A" 2400mm X 3/16



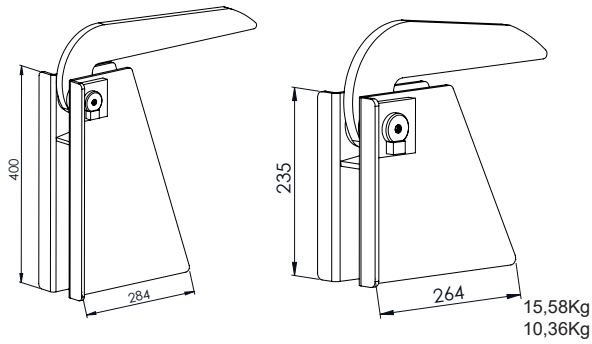
23,85Kg  
24,88Kg  
17,83Kg  
18,22Kg

**CR 2040** PARA-CHOQUE TRASEIRO SR "A" 2300mm X 1/4

**CR 2040A** PARA-CHOQUE TRASEIRO SR "A" 2400mm X 1/4

**CR 2040B** PARA-CHOQUE TRASEIRO SR "A" 2300mm X 3/16

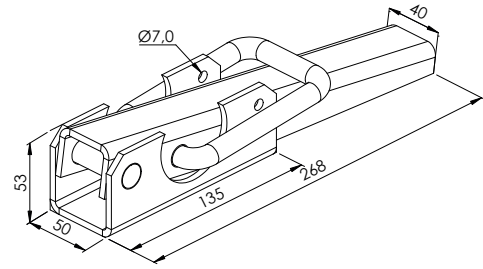
**CR 2040E** PARA-CHOQUE TRASEIRO SR "A" 2350mm X 3/16



**BA 6000** CAIXA DA ARTICULAÇÃO MAIOR (COMPLETA)

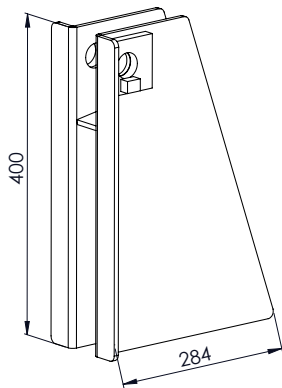
**BA 6001** CAIXA DA ARTICULAÇÃO MENOR (COMPLETA)

15,58Kg  
10,36Kg



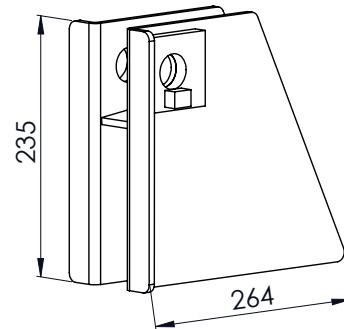
**BA 6090** DOBRADIÇA CARRETA BASCULANTE

10,36Kg



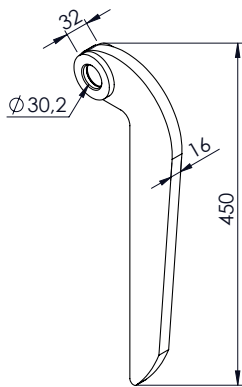
**BA 6002** CAIXA DA ARTICULAÇÃO BASCULANTE MAIOR

11,12Kg



**BA 6003** CAIXA DA ARTICULAÇÃO BASCULANTE MENOR

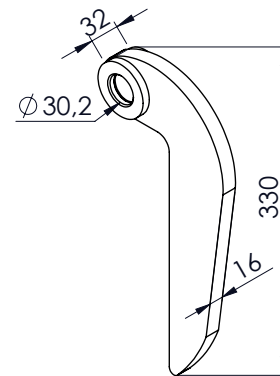
6,78Kg



(BENGALA)

**BA 6004** ARTICULAÇÃO DA TAMPA BASCULANTE LONGA

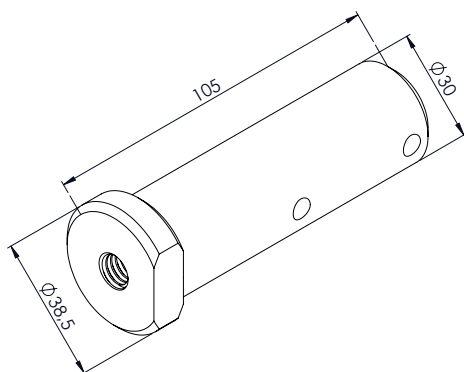
3,76Kg



(BENGALA)

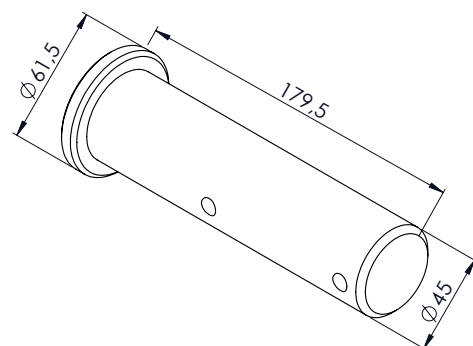
**BA 6005** ARTICULAÇÃO DA TAMPA BASCULANTE CURTA

2,89Kg



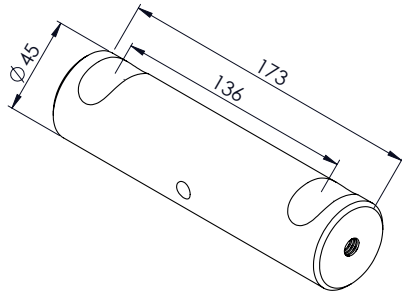
**BA 6006** PINO ARTICULAÇÃO DA TAMPA Ø 30mm

0,67Kg



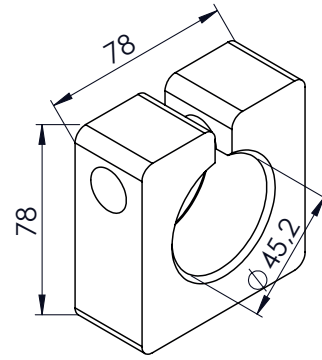
**BA 6008** PINO BASCULANTE Ø 45mm

2,26Kg



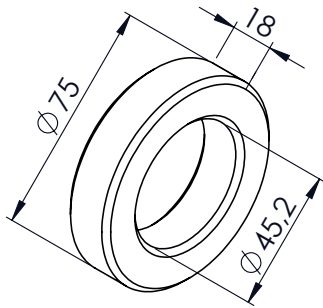
2,0Kg

**BA 6011** PINO ARTICULAÇÃO Ø 45mm



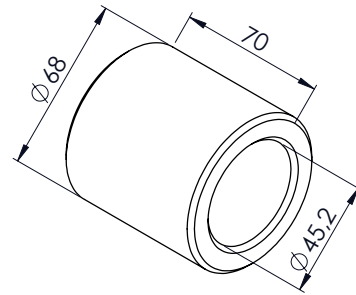
0,95Kg

**BA 6007** MANCAL DO PINO Ø 45,2mm



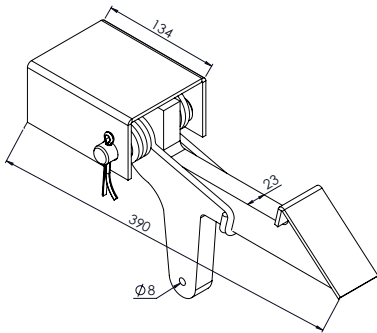
0,39Kg

**BA 6010** MANCAL PINO DA BASCULANTE



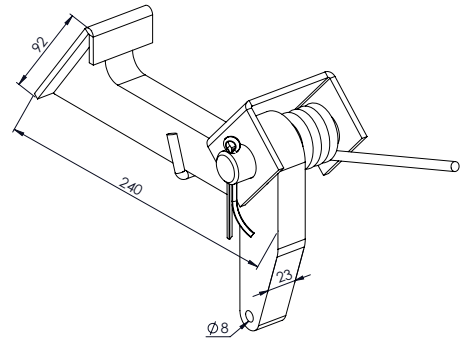
1,09Kg

**BA 6009** BUCHA PINO DA BASCULANTE



5,27Kg

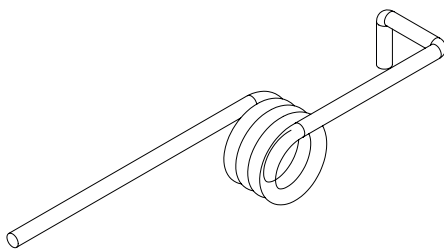
**BA 6012** TRANCA DA TAMPA DA BASCULANTE COM MOLLA DUPLA



3,13Kg

**BA 6021LE** TRANCA DA TAMPA COM MOLLA SIMPLES

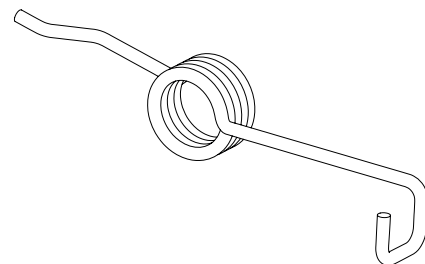
**BA 6021LD** TRANCA DA TAMPA COM MOLLA SIMPLES



0,16Kg

**ML 6021LE** MOLLA DA TRAVA DA CAÇAMBA SIMPLES

**ML 6021LD** MOLLA DA TRAVA DA CAÇAMBA SIMPLES



0,17Kg

**ML 6012LE** MOLLA DA TRAVA DA CAÇAMBA DUPLA

**ML 6012LD** MOLLA DA TRAVA DA CAÇAMBA DUPLA

"AS MARCAS E CÓDIGOS CITADOS SÃO UTILIZADOS MERAMENTE COMO REFERÊNCIAS." OS VALORES DOS PESOS SÃO APROXIMADOS.





**CHIFIPI IMPLEMENTOS RODOVIÁRIOS LTDA.**

Rodovia PR 444, Km 35, 3680  
86975-000 - Mandaguari - Paraná - Brasil  
Fone +55 (44) 3233-7586  
[vendas@chipi.com.br](mailto:vendas@chipi.com.br)  
[www.chipi.com.br](http://www.chipi.com.br)

